





LEX 753

6 Contrôle d'exécution des modifications des Services Bulletins <i>Modification and Services Bulletin checking</i>			
Numéro N°	Nature de la modification <i>Type of modification</i>	Unité ou société d'exécution <i>Performing unit or contractor</i>	Date d'exécution et tampon de contrôle <i>Performing date inspection stamp</i>
SB 00.00.01		ANAM 	2007. OCT. 09 

5 Unité ou société <i>Contractor</i>	Date <i>Date</i>	Version et N° Appareil <i>Aircraft Version and S/N</i>	Fonctionnement <i>Operation</i>			Attestation / Certif.
			Support <i>Support</i>	Partiel <i>Partial</i>	Total <i>Total</i>	
						Fab/Manuf. Récept/Receipt
						Déstockage/Depreservation
						V.P./Periodic Overhaul
						Montage/Fitting

FICHE MATRICULE / LOG CARD *					Fiche N° Log card n°	
Fiche suiveuse Matériel neuf / Equipment record card New equipment *						
1 Identification du matériel <i>Material identification</i>						
Dénomination <i>Name</i>		GENE - DETARREUR				
Nomenclature OTAN <i>NATO Nomenclature</i>						
Référence ECF <i>ECF Part number</i>		704A461010 11				
Référence fabricant <i>Part number</i>		524-031			Code OTAN fabricant <i>NATO Manuf code</i>	
Version <i>Version</i>		350B				
Numéro de série <i>Serial number</i>		- 179				
Fabricant <i>Supplier</i>		AUXILEC				
					Amendements A; B; C; D; E; F; <i>Amendments</i> "G; H." 	
Type <i>TYPE</i>						
2 Marché ou commande <i>Contract or order</i>						
Référence <i>Reference</i>		Date <i>Date</i>				
Organisme émetteur <i>Issuing agency</i>		N° du lot <i>Kit n°</i>				
Fournisseur <i>Contractor</i>		Adresse <i>Address</i>				
3 Garantie <i>Guarantee</i>						
Matériel <i>Material</i>	Date de livraison <i>Date of delivery</i>	Durée garantie de stockage <i>Guarantee storage period</i>		Date de mise en service <i>Service date</i>	Durée Garantie de fonctionnement <i>Guarantee operation period</i>	
Fab/Man						
9/79						
4 Renseignements particuliers <i>Special information</i>						
Annexe au tableau 4 : <i>Appendix table 4</i>		oui/non * <i>yes/no</i>		Nb de page 1/ <i>Number of pages</i>		
Inventory des pièces à Durée de vie : <i>Monitoring of life limited components</i>		oui/non * <i>yes/no</i>		Nb de page 1/ <i>Number of pages</i>		
Fiche de transfert : <i>Transfer sheet</i>		oui/non * <i>yes/no</i>		Nb de fiche 1/ <i>Number of sheet</i>		
Limite de fonctionnement <i>Operating limit</i>				Limite de vie <i>Life limit</i>		

Positions successives des opérations d'entretien et de remise en état mineures et majeures
 Successive location minor and maintenance and overhaul operations

Unité ou société Contractor	Date Date	Version et N° Appareil Aircraft Version and S/N	Fonctionnement / Operation						Motif du mouvement (code symptômes) - Travaux effectués - Pièces changées Reason for transfer (code and symptoms) - Accomplished work - Replaced parts
			Unité / Unity:			Unité / Unity:			
			Support Support	Partiel Partial	Total Total	Support Support	Partiel Partial	Total Total	
DERH	12/96							879 ^H	Dépoucé OVERHAULED (REVISION GENERALE)
- DERH -	12/96							0 ^H	
ANAM T40	2000.10.4	AS365N2, 6528	209-00			809-00		0	Install.
ANAM T40	Sep 13. 2001	AS365N2, 6528				1044-50		235-50	Temporary Removal due to Modification/04
ANAM (COSA)	OCT. - 9. 2001							235-50	OVERHAULED. AUXILEC S.B. 524-03*-080-004 REV. 1 実施。 (CERTIFICATE No. 01E-00577)
ANAM T40	OCT 14. 2001	AS365N2. 6528				1044-50		235-50	Installed
ANAM T40	OCT 19. 2001	AS365N2. 6528	2122-00			1077-10			Removed. due to Repair
Thales AS	16 OCT. 2010							0 ^H	Overhaul
13/12/2010	MTH	- REC10 (N70)	MTHS	577-KBR	520R	-	-	-	REFER ECF A/CERT: JCR 52/2010 INV. NO: KAL/KBR/10116
27-10-2022	GCA	-	-	-	-	-	-	-	OVERHAUL - REFER CERTIFICATE OF CONFORMITY GLOBAL COMPONENT ASIA
12-05-2023	GAM	AS365N3 (6741)	4432.4	-	1077.77	1077.77	-	0.0	INSTALLED. REFER: M70-03-3808-001
24/08/23	GAM	AS365N3 (6741)	4448.0	15.6	1092.77	1092.77	15.6	15.6	REMOVED TO SERVICE A/C M70-01. REFER W/M70-03123-046
24/08/23	GAM	AS365N3 (6723)	4326.3	-	1092.77	1092.77	-	15.6	INSTALLED. REFER: M70-01-3868

4. Organisation Name and Address :
Nom et adresse de l'organisme

THALES
AVIONICS ELECTRICAL SYSTEMS

41, Boulevard de la République
B.P.53
F 78401 CHATOU Cedex (France)
Tél. : +33 (0)1.34.80.73.00


5. Work Order / Contract / Invoice
Bon de commande / Contrat / facture
UJCR52 / 001

6. Item / Item	7. Description / Description	8. Part No / N° de Pièce	9. Qty / Qté	10. Serial No. / N° série	11. Status / Work / Etat / Travaux
000001	STARTER GENERATOR GENERATRICE-DEMARREUR 160A 4.8kW	524-031	1	179	Overhauled / Révision Générale

2. Remarks / Remarques
Point of release / Site de libération : 3, Rue Emile Zola - F 80110 MERU (France) - Tél. : +33 (0)3.44.52.70.00
ACCORDING TO ATTACHED WORKSHOP REPORT N°300017675
CMM : 80-19-02Rev:9
AMENDMENTS : A B C D E F G H
CN/AD : N/A Ed. : NONE
MODIFIED IN ACCORDANCE WITH SB N° N/A



TSO : 0 ; TSN : 1114
MODIFIED TO AMDTS " A B C D E F G H "

This civil aeronautical product identified above has been maintained in accordance with United States Federal Aviation Regulations under FAA certificate : **FAR-145 No Y6TY142X**
This document has been issued according to an approved computer generated signature procedure / Ce document a été émis conformément à une procédure de signature électronique approuvée



14a. Part-145.A.50 Release to Service / Other regulation specified in block 12
Approbation pour remise en service selon Partie-145.A.50 / *Autre réglementation précisée en case 12*

Certifies that unless otherwise specified in block 12, the work identified in block 11 and described in block 12 was accomplished in accordance with Part-145 and in respect to that work the items are considered ready for release to service.
Certifie que, sauf indication contraire spécifiée en case 12, les travaux identifiés en case 11 et décrits en case 12 ont été réalisés conformément à la partie 145 et qu'au vu de ces travaux, la (les) pièce(s) est (sont) considérée(s) prête(s) à la remise en service.

14b. Authorized Signature / Signature autorisée



14c. Certificate / Approval Ref. No / Numéro de certificat / d'agrément
PART-145 N° FR.145.037

14d. Name / Nom
GENIN Dominique

14e. Date (dd mmm yyyy) / Date (jj mmm aaaa)
21 Oct 2010



CERTIFICATE OF CONFORMITY

Form tracking No. GCA220157

CUSTOMER Galaxy Aerospace

ORDER NO. MMA-22-362

DATED: 27 Oct 2022

CONTRACT NO. N/A

DATED: N/A

WORK ORDER WO784

DESIGNATION OF SUPPLIED ARTICLE Starter Generator

ARTICLE NO. 524-031

QUANTITY SUPPLIED 01

SERIES NO. 179

STATUS / WORK

- OVERHAULED INSPECTED TESTED
 MODIFIED REPAIRED SPARE PARTS
 REFURBISHED NEW / INSPECTED

REMARKS

The unit has been inspected and overhauled per Thales CMM 80-19-02 Rev 09. No Airworthiness Directives or/and Service Bulletins have been carried out during this shop visit. Pertinent details of work performed are on file at the organization main address. Amendment status : A,B,C,D,E,F,G,H are previously complied.

We certify that the work specified above except as otherwise specified was carried out in accordance with specifications as well as current standards and requirements and in respect to that work, part(s) is/are considered ready for release to service.


Place

Date

Certifying staff

Global Component Asia

27 Oct 2022

Sam 



COMPONENT REPAIR REPORT

1. Customer: Galaxy Aerospace	4. Cust PO#: MMA-22-362	7. TSN /CSN: - / -
2. WO #: 179	5. Qty:1	8. TSO /CSO : - / -
3. PN #: 524-031	6. SN: 179	9. TSR /CSR : - / -
<u>A. Removal Reason</u> Overhaul		
<u>B. Receiving Findings</u> 1. Unit received normal in carton box. 2. Unit internal and external surface are clean and in good condition. 3. Amendment status A, B, C, D, E, F, G, H are previously complied.		
<u>C. Shop Findings</u> 1. Disassembled complete unit for details overhaul inspection and replacement of bearings. 2. Armature (PN 505455-1) commutator surface is clean. Polish and dynamic balance armature assembly. 3. Other hardware found in good conditions. 4. The unit is overhauled in this shop visit and final test found unit serviceable. 5. No SB & AD required to comply in this shop visit.		
D. This component repair report is prepared by (Name & Date): Samhari Abdul Majid / 27 Oct 2022		



Attachment 1: Material Report

PART NUMBER	DESCRIPTION	QTY
505455-1	Armature assembly	1
22296AG030008L	Screw	4
R9QV030AL	Flat washer	4
R9QV040AL	Washer	4
V025051H	Nut	4
408764B	Brush	4
DZQ1QG040008UL	Screw	4
S4	Spring washer	4
22541N060	Check nut	1
46208A	Flat washer	1
V052170D	Lock washer	1
409190	Screw	4
46100	Tab washer	4
410997EH	Bearing	1
B8Q1ZH040010APA	Screw	4
410964EH	Bearing	1
B8Q1QV030010AL	Screw	4
MS16628-4078	Retaining ring	1
P723856	Screw	8
409258	Gasket	1
401219	Tab washer	2
VTQV050L	Spring washer	2
P722699	Nut	2
90006604	Spring washer	3

