

ATTESTATION DE CONTRÔLE
INSPECTION CERTIFICATE

L'industriel (ou l'organisme d'entretien) déclare, que lors de la fabrication du moteur complet et lors de chaque séjour de ce moteur en usine pour intervention d'entretien, toutes les dispositions réglementaires sont respectées et toutes les informations mentionnées par eux dans le livret à cette occasion sont exactes.

The manufacturer (or maintenance organization) declares that, during the complete engine manufacture and during each stay of this engine at the factory for maintenance operation, all prescribed rules are met and any information mentioned by them in this log book at this occasion is correct.

Lors de chaque livraison du moteur à l'utilisateur, l'Industriel (ou l'organisme d'entretien) certifie et l'Autorité Compétente approuve, par une Attestation de Contrôle datée et signée (page ci-après), que ce moteur :





- a été assemblé et essayé conformément au dossier d'entretien,
- a reçu les modifications et Service Bulletins mentionnés sur la page de la section A, sur les fiches matricules des modules (si modulaire) et sur les fiches matricules des accessoires suivis
- répond bien aux renseignements divers explicités sur l'Attestation de Contrôle et en d'autres sections du livret, résultant de son séjour en usine,
- a été stocké comme indiqué sur l'Attestation de Contrôle,
- peut-être mis en service sous réserve du respect des consignes des Manuels d'Entretien,
- peut-être mis en service sous réserve du respect des Consignes de Navigabilité reprises dans les Service Bulletins (pour les moteurs civils uniquement).


At each delivery of an engine to the operator, the Manufacturer (or maintenance organization) certifies and the Competent Authority approves, by signed and dated Inspection Certificate (sheet hereafter), that the engine:

- was assembled and tested in accordance with the maintenance documentation,*
- has been submitted to the modifications and Service Bulletins mentioned on the page - section A, on the module log cards (if modular) and on the accessory log cards,*
- meets the various information indicated on the Inspection Certificate and in other sections of the log book, resulting from its stay in factory,*
- has been stored as indicated on the Inspection Certificate,*
- can be run provided that the Maintenance Manual Instructions are complied with,*
- can be run provided that the Airworthiness Directives set out in the Service Bulletins are complied with (for civil engines only).*

A	Moteur / Engine ARRIEL 2 C	S/N	24453
---	--------------------------------------	-----	-------

ATTESTATIONS DE CONTRÔLE ET DE STOCKAGE INSPECTION AND STORAGE CERTIFICATE

RENSEIGNEMENTS PARTICULIERS / REMARKS	
<p>Inscrire les remarques ou réglages éventuels utiles à l'utilisateur, qui concernent le moteur complet ou ses éléments non modulaires. Note remarks or possible settings useful to the operator, which are relevant to the complete engine or its non modular it</p>	
<p>Composition du moteur suivant Conf. N° / Engine constitution according to Conf. N°: /</p> <p>Dérogation (s) / Concession (s) : /</p> <p>Masse déclarée du moteur complet : <u>130</u> kg <u>0</u> Weight declared of the complete engine :</p>	
<p>L'Industriel / Réparateur agréé The manufacturer Approved overhaul facility</p>	<p>Contrôle Habilité Authorized Approval</p>
<p>Date</p> <p>19 DEC 2020</p>	<p>Date</p> <p>19 DEC 2020</p>
<p>Signature / Signature</p> 	<p>Signature / Signature</p> 
<p>Tampon / Stamp</p> 	<p>Tampon / Stamp</p> 

STOCKAGE moteur déposé / STORAGE uninstalled engine			
Date stockage Storage date	Type de housse Type of cover	Type de conteneur Type of container	Validité Validity
21 DEZ 2020	<input type="checkbox"/> VCI / VCI	<input type="checkbox"/> Caisse Navette Shuttle crate	<input type="checkbox"/> 3 mois / 3 month
	<input checked="" type="checkbox"/> Polyéthylène Polyethylene	<input checked="" type="checkbox"/> Bois stratifié Wood laminate	<input checked="" type="checkbox"/> 5 ans / 5 years
	<input type="checkbox"/> Aucune / None	<input type="checkbox"/> Plastifié extérieur Plastic coated	<input type="checkbox"/> 10 ans / 10 years
	<input checked="" type="checkbox"/> 1er Stockage First Storage	<input type="checkbox"/> Métallique / Metal	
	<input type="checkbox"/> Renouvellement stockage Renewal storage	<input type="checkbox"/> Aucune / None	
<p>Sous réserve du respect des consignes prévues dans le manuel d'entretien. Providing conditions stated in Maintenance manual are complied with.</p>		<p>Signature / Signature</p> 	<p>Tampon / Stamp</p> <p>HEB 530</p>
STOCKAGE moteur avionné / STORAGE engine installed on aircraft			
Date stockage Storage date	Moteur Engine	Additif Additif	Validité Validity
	<input type="checkbox"/> Operationnel Operational	<input type="checkbox"/> Brayco 599	<input type="checkbox"/> 1 mois / 1 month
	<input type="checkbox"/> Non Opérationnel Non Operational		<input type="checkbox"/> 3 mois / 3 month
	<input type="checkbox"/> Environnement Contrôlé Controlled Area		<input type="checkbox"/> 6 mois / 6 month
			<input type="checkbox"/> 12 mois / 12 month
<p>Sous réserve du respect des consignes prévues dans le manuel d'entretien ou du Coord mémo n°: _____ Providing conditions stated in Maintenance manual are complied with. Or Coord mémo n°: _____</p>		<p>Signature / Signature</p>	<p>Tampon / Stamp</p>

PAGE LAISSEE VIERGE INTENTIONNELLEMENT

A	Moteur / Engine ARRIEL 2 C	S/N	24453
---	--------------------------------------	-----	-------

ATTESTATIONS DE STOCKAGE
STORAGE CERTIFICATE

STOCKAGE moteur déposé / STORAGE uninstalled engine					
Date stockage Storage date	Type de housse Type of cover	Type de conteneur Type of container	Validité Validity		
<input type="checkbox"/>	VCI / VCI	Caisse Navette Shuttle crate	<input type="checkbox"/>	<input type="checkbox"/>	3 mois / 3 month
<input type="checkbox"/>	Polyéthylène Polyethylene	Bois stratifié Wood laminate	<input type="checkbox"/>	<input type="checkbox"/>	5 ans / 5 years
<input type="checkbox"/>	Aucune / None	Plastifié extérieur Plastic coated	<input type="checkbox"/>	<input type="checkbox"/>	10 ans / 10 years
<input type="checkbox"/>	1er Stockage First Storage	Métallique / Metal	<input type="checkbox"/>	<input type="checkbox"/>	
<input type="checkbox"/>	Renouvellement stockage Renewal storage	Aucune / None	<input type="checkbox"/>	<input type="checkbox"/>	
Sous réserve du respect des consignes prévues dans le manuel d'entretien. Providing conditions stated in Maintenance manual are complied with.			Signature / Signature	Tampon / Stamp	

STOCKAGE moteur déposé / STORAGE uninstalled engine					
Date stockage Storage date	Type de housse Type of cover	Type de conteneur Type of container	Validité Validity		
<input type="checkbox"/>	VCI / VCI	Caisse Navette Shuttle crate	<input type="checkbox"/>	<input type="checkbox"/>	3 mois / 3 month
<input type="checkbox"/>	Polyéthylène Polyethylene	Bois stratifié Wood laminate	<input type="checkbox"/>	<input type="checkbox"/>	5 ans / 5 years
<input type="checkbox"/>	Aucune / None	Plastifié extérieur Plastic coated	<input type="checkbox"/>	<input type="checkbox"/>	10 ans / 10 years
<input type="checkbox"/>	1er Stockage First Storage	Métallique / Metal	<input type="checkbox"/>	<input type="checkbox"/>	
<input type="checkbox"/>	Renouvellement stockage Renewal storage	Aucune / None	<input type="checkbox"/>	<input type="checkbox"/>	
Sous réserve du respect des consignes prévues dans le manuel d'entretien. Providing conditions stated in Maintenance manual are complied with.			Signature / Signature	Tampon / Stamp	

STOCKAGE moteur avionné / STORAGE engine installed on aircraft					
Date stockage Storage date	Moteur Engine	Additif Additif	Validité Validity		
<input type="checkbox"/>	Opérationnel Operational	Brayco 599	<input type="checkbox"/>	<input type="checkbox"/>	1 mois / 1 month
<input type="checkbox"/>	Non Opérationnel Non Operational		<input type="checkbox"/>	<input type="checkbox"/>	3 mois / 3 month
<input type="checkbox"/>	Environnement Contrôlé Controlled Area		<input type="checkbox"/>	<input type="checkbox"/>	6 mois / 6 month
<input type="checkbox"/>			<input type="checkbox"/>	<input type="checkbox"/>	12 mois / 12 month
Sous réserve du respect des consignes prévues dans le manuel d'entretien ou du Coord mémo n°: _____ Providing conditions stated in Maintenance manual are complied with. Or Coord mémo n°: _____			Signature / Signature	Tampon / Stamp	

STOCKAGE moteur avionné / STORAGE engine installed on aircraft					
Date stockage Storage date	Moteur Engine	Additif Additif	Validité Validity		
<input type="checkbox"/>	Opérationnel Operational	Brayco 599	<input type="checkbox"/>	<input type="checkbox"/>	1 mois / 1 month
<input type="checkbox"/>	Non Opérationnel Non Operational		<input type="checkbox"/>	<input type="checkbox"/>	3 mois / 3 month
<input type="checkbox"/>	Environnement Contrôlé Controlled Area		<input type="checkbox"/>	<input type="checkbox"/>	6 mois / 6 month
<input type="checkbox"/>			<input type="checkbox"/>	<input type="checkbox"/>	12 mois / 12 month
Sous réserve du respect des consignes prévues dans le manuel d'entretien ou du Coord mémo n°: _____ Providing conditions stated in Maintenance manual are complied with. Or Coord mémo n°: _____			Signature / Signature	Tampon / Stamp	

A	Moteur / Engine ARRIEL 2 C	S/N	24453
---	--------------------------------------	-----	-------

ATTESTATIONS DE STOCKAGE
STORAGE CERTIFICATE

STOCKAGE moteur déposé / STORAGE uninstalled engine			
Date stockage Storage date	Type de housse Type of cover	Type de conteneur Type of container	Validité Validity
	<input type="checkbox"/> VCI / VCI	<input type="checkbox"/> Caisse Navette Shuttle crate	<input type="checkbox"/> 3 mois / 3 month
	<input type="checkbox"/> Polyéthylène Polyethylene	<input type="checkbox"/> Bois stratifié Wood laminate	<input type="checkbox"/> 5 ans / 5 years
	<input type="checkbox"/> Aucune / None	<input type="checkbox"/> Plastifié extérieur Plastic coated	<input type="checkbox"/> 10 ans / 10 years
<input type="checkbox"/>	<input type="checkbox"/> 1er Stockage First Storage	<input type="checkbox"/> Métallique / Metal	
<input type="checkbox"/>	<input type="checkbox"/> Renouvellement stockage Renewal storage	<input type="checkbox"/> Aucune / None	
Sous réserve du respect des consignes prévues dans le manuel d'entretien. Providing conditions stated in Maintenance manual are complied with.		Signature / Signature	Tampon / Stamp

STOCKAGE moteur déposé / STORAGE uninstalled engine			
Date stockage Storage date	Type de housse Type of cover	Type de conteneur Type of container	Validité Validity
	<input type="checkbox"/> VCI / VCI	<input type="checkbox"/> Caisse Navette Shuttle crate	<input type="checkbox"/> 3 mois / 3 month
	<input type="checkbox"/> Polyéthylène Polyethylene	<input type="checkbox"/> Bois stratifié Wood laminate	<input type="checkbox"/> 5 ans / 5 years
	<input type="checkbox"/> Aucune / None	<input type="checkbox"/> Plastifié extérieur Plastic coated	<input type="checkbox"/> 10 ans / 10 years
<input type="checkbox"/>	<input type="checkbox"/> 1er Stockage First Storage	<input type="checkbox"/> Métallique / Metal	
<input type="checkbox"/>	<input type="checkbox"/> Renouvellement stockage Renewal storage	<input type="checkbox"/> Aucune / None	
Sous réserve du respect des consignes prévues dans le manuel d'entretien. Providing conditions stated in Maintenance manual are complied with.		Signature / Signature	Tampon / Stamp

STOCKAGE moteur avionné / STORAGE engine installed on aircraft			
Date stockage Storage date	Moteur Engine	Additif Additif	Validité Validity
	<input type="checkbox"/> Operationnel Operational	<input type="checkbox"/> Brayco 599	<input type="checkbox"/> 1 mois / 1 month
	<input type="checkbox"/> Non Opérationnel Non Operational		<input type="checkbox"/> 3 mois / 3 month
	<input type="checkbox"/> Environnement Contrôlé Controlled Area		<input type="checkbox"/> 6 mois / 6 month
			<input type="checkbox"/> 12 mois / 12 month
Sous réserve du respect des consignes prévues dans le manuel d'entretien ou du Coord mémo n°: _____ Providing conditions stated in Maintenance manual are complied with. Or Coord mémo n°: _____		Signature / Signature	Tampon / Stamp

STOCKAGE moteur avionné / STORAGE engine installed on aircraft			
Date stockage Storage date	Moteur Engine	Additif Additif	Validité Validity
	<input type="checkbox"/> Operationnel Operational	<input type="checkbox"/> Brayco 599	<input type="checkbox"/> 1 mois / 1 month
	<input type="checkbox"/> Non Opérationnel Non Operational		<input type="checkbox"/> 3 mois / 3 mon.
	<input type="checkbox"/> Environnement Contrôlé Controlled Area		<input type="checkbox"/> 6 mois / 6 month
			<input type="checkbox"/> 12 mois / 12 month
Sous réserve du respect des consignes prévues dans le manuel d'entretien ou du Coord mémo n°: _____ Providing conditions stated in Maintenance manual are complied with. Or Coord mémo n°: _____		Signature / Signature	Tampon / Stamp


Annexe 1 <i>Appendix 1</i>	Moteur / Engine	S/N	Liste des Consignes de Navigabilité, Services Bulletins et Modifications à la date de signature du présent document
	ARRIEL 2C	24453	<i>Airworthiness Directives, Service Bulletins and Modifications list printed at time of signature</i>

Nota. : Cette liste reflète le statut du moteur à la date de signature de ce document et ne prend pas en compte toute modification postérieure à la date de signature de ce document
N.B. : The list below reflects the engine status at the time of the signature of the document. It does not take into account any modification after signature of this document

Ligne n° Line No.	No. C.N. / A.D.				SB	Modif. N° TU / TF / C	DESCRIPTION - COMMENTAIRES / DESCRIPTION - COMMENTS	Statut / Status	O / R
	OSAC EASA	FAA	Autres / Others :	Autres / Others :					
1	F-1999-285(A)	2002-16-25	/	/	A292 73 2803	/	Pump housing of the pump/metering unit	1	/
2	F-2002-127(A)	2003-03-12	/	/	292 72 2070	/	Centrifugal impeller	3	O
3	2007-0117-CN	/	/	/	292 72 2817	/	AD CANCELLED: Engines Formerly Used by Non-Civil Operators – Civil Use	1	/
4	2013-0170R1	2014-12-05	/	/	292 73 2822	/	Engine Fuel & Control – Hydro-Mechanical Metering Unit – Inspection / Replacement	3	R
5	2014-0036	2015-13-04	/	/	/	/	Engine – Accessory Gear Box (M01) – 41/23 Tooth Bevel Gear Assembly – Check / Replacement	3	R
6	2015-0162	/	/	/	292 72 2861	/	AD SUPERSEDED BY EASA AD 2016-0055	1	/
7	2015-0177	2016-03-02	/	/	292 72 2860	/	AD SUPERSEDED BY EASA AD 2017-0121	1	/
8	2016-0055R1	2016-25-13	/	/	292 72 2861	/	Engine – Accessory Gear Box Module M01 – Inspection / Replacement	1	/
9	2017-0121	/	/	/	/	/	Time Limits / Maintenance Checks – Airworthiness Limitation Section – Amendment / Implementation	3	O
10	2019-0110	/	/	/	292 72 2868	/	Check resistance values from torque conformation box.	1	/
11	2019-0180	/	/	/	292 73 2869	/	Engine Fuel & Control – Fuel Filter Pre-blockage Pressure Switch	3	O
12	2020-0046	/	/	/	292 73 2872	/	Engine Fuel & Control – Full Authority Digital Engine Control B / Digital Engine Control Unit – Inspection / Replacement	1	/
13	/	/	/	/	292 73 2800	/	Checking and replacement of the Marman clamp securing the metering valve block assembly	3	O
14	/	/	/	/	A292 73 2803	/	Check of the material thickness of the fuel metering HP/LP pump body	1	/
15	/	/	/	/	292 72 2817	/	Return to service for civil operation of an ARRIEL 2 engine originating from an operator not controlled by a Civil Authority (military, paramilitary, etc.).	4	O
16	/	/	/	/	292 73 2820	/	Inspection and lubrication of HMU acceleration controller axle	1	/
17	/	/	/	/	A292 72 2821	/	M03. Check of free turbine shield	1	/
18	/	/	/	/	292 73 2822	/	Visual inspection of adjusted Hydromechanical Metering Unit(HMU) drive-link splines.	3	O

Statut / Status: *1 - Non Applicable / Not Applicable
*2 - A Appliquer / To Be Complied with
*3 - Appliqué / Complied With
*4 - Non appliqué / Not Complied With
*B - Modification de Base / Basic Modification

Colonne / Column O, R, "/>

Date	Signature	Tampon Stamp
19 DEZ 2020		

Annexe 1 <i>Appendix 1</i>	Moteur / Engine	S/N	Liste des Consignes de Navigabilité, Services Bulletins et Modifications à la date de signature du présent document <i>Airworthiness Directives, Service Bulletins and Modifications list printed at time of signature</i>
	ARRIEL 2C	24453	

Nota. : Cette liste reflète le statut du moteur à la date de signature de ce document et ne prend pas en compte toute modification postérieure à la date de signature de ce document
N.B. : The list below reflects the engine status at the time of the signature of the document. It does not take into account any modification after signature of this document

Ligne n° <i>Line No.</i>	No. C.N. / A.D.				SB	Modif. N° TU / TF / C	DESCRIPTION - COMMENTAIRES / DESCRIPTION - COMMENTS	Statut / Status	O / R
	OSAC EASA	FAA	Autres / Others :	Autres / Others :					
19	/	/	/	/	292 72 2829	/	M05. Inspection of reduction gearbox rear casing jet	4	O
20	/	/	/	/	292 73 2831	/	Adjusted HMU. Replacement or removal/installation of the low fuel pressure switch.	3	/
21	/	/	/	/	292 72 2834	/	Free Turbine (M04). Restricted use limit of the FT blades	1	/
22	/	/	/	/	292 73 2835	/	Hydromechanical Metering Unit (HMU). Inspection of jet bonding on LP pump ejector assembly.	4	/
23	/	/	/	/	292 73 2840	/	HMU. Inspection of the metering valve characteristics for compliance	4	O
24	/	/	/	/	292 72 2843	/	Free Turbine (M04). Restricted use limit of Free Turbine (FT) blades.	1	/
25	/	/	/	/	292 71 2853	/	Creation of a configuration applicable to ARRIEL 2B, 2B1, 2B1A, 2C, 2C1, 2C2, 2D, 2E, 2N, 2S1 and 2S2 turboshaft engines during overhaul.	4	O
26	/	/	/	/	292 72 2857	/	Fuel injection manifold chemical cleaning. Method 2 : Injection with a special tool inserted through the start injectors and igniter plugs boss.	2	R
27	/	/	/	/	292 72 2861	/	Accessory gearbox front cover. Detection of wear on the 41-or 42-tooth gear front bearing housing.	3	O
28	/	/	/	/	292 71 2864	/	Modification of ARRIEL 2 B, B1, B1A, C, C1, C2, D, E, N, S1 and S2 turboshaft engines and/or modules at a Safran Helicopter Engines-approved Repair Center.	4	O
29	/	/	/	/	292 72 2866	/	Module 03 (Gas generator) and module 05 (Reduction gearbox). Field application of a temporary repair procedure for identification plate slides.	4	O
30	/	/	/	/	292 72 2867	/	Module M03 (Gas generator) or Module M04 (Power Turbine) according to engine variants. Traceability of the lobed PT shroud modification.	3	O
31	/	/	/	/	292 72 2868	/	Check resistance values from torque conformation box.	1	/
32	/	/	/	/	292 73 2869	/	Check of the pre-blockage pressure switch of the fuel filter.	3	O
33	/	/	/	/	292 72 2870	/	Engine log book in electronic format.	4	O
34	/	/	/	/	292 72 2871	/	Conversion from electronic to paper engine log book.	4	O
35	/	/	/	/	292 73 2872	/	Containment of FADEC B DECUs	1	/
36	/	/	/	/	292 72 2873	/	Module M05 (reduction gearbox). Application of silicone elastomer to the oil duct of the intermediate gear	3	O

Statut / Status: *1 - Non Applicable / Not Applicable
*2 - A Appliquer / To Be Complied with
*3 - Appliqué / Complied With
*4 - Non appliqué / Not Complied With
*B - Modification de Base / Basic Modification

Colonne / Column O, R, "/>

Date	Signature	Tampon Stamp
19 DEZ 2025		



Annexe 1 <i>Appendix 1</i>	Moteur / Engine	S/N	Liste des Consignes de Navigabilité, Services Bulletins et Modifications
	ARRIEL 2C	24453	à la date de signature du présent document <i>Airworthiness Directives, Service Bulletins and Modifications list printed at time of signature</i>

Nota. : Cette liste reflète le statut du moteur à la date de signature de ce document et ne prend pas en compte toute modification postérieure à la date de signature de ce document
N.B. : The list below reflects the engine status at the time of the signature of the document. It does not take into account any modification after signature of this document

Ligne n° Line No.	No. C.N. / A.D.				SB	Modif. N° TU / TF / C	DESCRIPTION - COMMENTAIRES / DESCRIPTION - COMMENTS	Statut / Status	O / R
	OSAC EASA	FAA	Autres / Others :	Autres / Others :					
37	/	/	/	/	292 72 2874	/	Module M02 (Axial compressor). Application of silicone elastomer to the equipped jet.	4	O
38	/	/	/	/	/	TU3	Axial compressor nut with a long base	B	/
39	/	/	/	/	/	TU4A	M04. Free turbine envelope with scalloped flange	B	/
40	/	/	/	/	292 72 2006	TU6A	Power turbine envelope made of a new material	3	/
41	/	/	/	/	/	TU13A	Gas generator turbine shroud. Clearance increased between the gas generator turbine and the turbine ring	B	/
42	/	/	/	/	292 72 2014	TU14A	Power turbine shroud. Power turbine housing diameter increased	3	/
43	/	/	/	/	/	TU17A	Turbine casing and rear bearing support. Improvement of removability of thermocouple probes	B	/
44	/	/	/	/	/	TU18A	Protection of the pyrometric harness	B	/
45	/	/	/	/	292 79 2019	TU19A	Oil system. Reduction of valve assembly length	3	/
46	/	/	/	/	/	TU20C	Digital ECU comprising a software updated to version 5.01	1	/
47	/	/	/	/	/	TU21	Installation of a power turbine envelope of 2S1 type	3	/
48	/	/	/	/	292 72 2022	TU22	M03. Thickening of rear flange of power turbine shielding	3	/
49	/	/	/	/	292 72 2023	TU23	M04. Solid power turbine disk shaft	3	/
50	/	/	/	/	292 73 2025	TU25A	Fuel metering unit HP/LP pump (HMU). Improvement of the fuel metering unit clutch system	3	/
51	/	/	/	/	292 73 2026	TU26C	Engine Electronic Control Unit with version 6.07 software	1	/
52	/	/	/	/	292 71 2029	TU29A	Turning round of the fire detector and associated control and indicating harness	3	/
53	/	/	/	/	292 72 2030	TU30A	Improve air tightness of module M04/module M05 air duct	3	/
54	/	/	/	/	292 73 2031	TU31A	Fuel metering unit HP/LP pump (HMU). HP/LP pump matched bearings gears	3	/

Statut / Status:
 *1 - Non Applicable / Not Applicable
 *2 - A Appliquer / To Be Complied with
 *3 - Appliqué / Complied With
 *4 - Non appliqué / Not Complied With
 *B - Modification de Base / Basic Modification

Colonne / Column O, R, "/":
 *O - Application non récurrente / One-off Application
 *R - Opération récurrente / Recurrent operation
 */ - A utiliser pour CN annulée / To be used for cancelled AD

Date	Signature	Tampon Stamp
19 DEZ 2025		

Annexe 1 <i>Appendix 1</i>	Moteur / Engine	S/N	Liste des Consignes de Navigabilité, Services Bulletins et Modifications
	ARRIEL 2C	24453	à la date de signature du présent document <i>Airworthiness Directives, Service Bulletins and Modifications list printed <u>at time of signature</u></i>

Nota. : Cette liste reflète le statut du moteur à la date de signature de ce document et ne prend pas en compte toute modification postérieure à la date de signature de ce document
N.B. : The list below reflects the engine status at the time of the signature of the document. It does not take into account any modification after signature of this document

Ligne n° <i>Line No.</i>	No. C.N. / A.D.				SB	Modif. N° TU / TF / C	DESCRIPTION - COMMENTAIRES / DESCRIPTION - COMMENTS	Statut / Status	O / R
	OSAC EASA	FAA	Autres / Others :	Autres / Others :					
55	/	/	/	/	292 73 2032	TU32A	Metering unit HP/LP pump assembly. Improvement of the guidance system of the manual emergency control rack	3	/
56	/	/	/	/	292 72 2033	TU33A	T45 junction/conformation box. Increased resistance to high temperature	3	/
57	/	/	/	/	292 72 2034	TU34A	Torque conformation box. Increase of resistance to temperature	1	/
58	/	/	/	/	292 77 2035	TU35A	Pyrometric harness. Increase of the resistance to high temperature	3	/
59	/	/	/	/	292 72 2036	TU36	TIG hard facing of axial wheel blades	4	/
60	/	/	/	/	292 71 2038	TU38	Relocation of the torque conformation box to the front of the linking tube	3	/
61	/	/	/	/	2292 73 2011	TU39	HP/LP pump and metering unit assembly. DP valve doughnut diaphragm held in its guide	3	/
62	/	/	/	/	292 73 2040	TU40A	Hydromechanical Unit (HMU) fitted with fireproof plates	3	/
63	/	/	/	/	292 72 2041	TU41A	M01. Optimized rear bearing of double pinion	3	/
64	/	/	/	/	292 73 2042	TU42A	Optimization of the drain at start of the fuel metering HP/LP pump assembly	3	/
65	/	/	/	/	292 73 2043	TU43A	Fuel metering HP/LP pump assembly (HMU). Sealing of the pump drain	3	/
66	/	/	/	/	292 72 2044	TU44A	M03. Widening of the labyrinth shroud rear abradable layer	3	/
67	/	/	/	/	292 73 2045	TU45A	Fuel metering HP/LP pump assembly (HMU). LP pump impeller with reduced axial load	3	/
68	/	/	/	/	292 72 2046	TU46A	M04. Increase of the power turbine bearing pressurization	3	/
69	/	/	/	/	292 72 2047	TU47	Axial wheel. Increase of the area of passage	3	/
70	/	/	/	/	292 72 2051	TU51	Outer part. Welded-rolled rear flange of the containment shield	3	/
71	/	/	/	/	292 79 2052	TU52	Oil supply pump provided with a check valve	3	/
72	/	/	/	/	292 72 2020	TU54	M02. Installation of a sleeve in the attachment boss of the bleed valve	3	/

Statut / Status: *1 - Non Applicable / Not Applicable
*2 - A Appliquer / To Be Complied with
*3 - Appliqué / Complied With
*4 - Non appliqué / Not Complied With
*B - Modification de Base / Basic Modification

Colonne / Column O, R, "/": *O - Application non récurrente / One-off Application
*R - Opération récurrente / Recurrent operation
*/ - A utiliser pour CN annulée / To be used for cancelled AD

Date	Signature	Tampon Stamp
19 DEZ 2020		

Annexe 1 <i>Appendix 1</i>	Moteur / Engine	S/N	Liste des Consignes de Navigabilité, Services Bulletins et Modifications à la date de signature du présent document
	ARRIEL 2C	24453	<i>Airworthiness Directives, Service Bulletins and Modifications list printed at time of signature</i>

Nota. : Cette liste reflète le statut du moteur à la date de signature de ce document et ne prend pas en compte toute modification postérieure à la date de signature de ce document
N.B. : The list below reflects the engine status at the time of the signature of the document. It does not take into account any modification after signature of this document

Ligne n° <i>Line No.</i>	No. C.N. / A.D.				SB	Modif. N° TU / TF / C	DESCRIPTION - COMMENTAIRES / DESCRIPTION - COMMENTS	Statut / Status	O / R
	OSAC EASA	FAA	Autres / Others :	Autres / Others :					
73	/	/	/	/	292 73 2056	TU56	Hydro-mechanical unit. Pump body with thicker wall	3	/
74	/	/	/	/	292 72 2057	TU57	M05. Improved lubrication of the power turbine/reduction gearbox coupling sleeve	3	/
75	/	/	/	/	292 72 2058	TU58A	M05. Intermediate pinion. Reduction of the depth of the damper ring	1	/
76	/	/	/	/	292 72 2059	TU59A	M04. Power turbine labyrinth ring. Abradable coating made of silicium aluminium	3	/
77	/	/	/	/	292 72 2061	TU61A	M01. Installation backlash of bevel gear correlated to manufacturing backlash	3	/
78	/	/	/	/	292 73 2062	TU62A	Hydromechanical Metering Unit assembly (HMU). New material is used for the clutch pin of the acceleration limiter	3	/
79	/	/	/	/	292 72 2063	TU63A	M03. 1st- and 2nd-stage diffuser with one-piece flange and shroud	3	/
80	/	/	/	/	292 73 2064	TU64A	Hydromechanical Metering Unit assembly. Reduced length of the connection end fitting of the manual emergency control cable	3	/
81	/	/	/	/	292 73 2067	TU67C	Digital Engine Control Unit (DECU) with version V8-03 software	1	/
82	/	/	/	/	292 72 2068	TU68A	M01 module (accessory gearbox). Installation of one INFLEX mechanical magnetic plug.	3	/
83	/	/	/	/	292 72 2069	TU69A	M05. Installation of one INFLEX mechanical magnetic plug	3	/
84	/	/	/	/	292 72 2070	TU70A	M02. Bonding of sleeve in the bleed valve mounting boss	3	/
85	/	/	/	/	292 72 2071	TU71A	M03. Installation of a pyrometric harness with increased double thermocouple-sheath diameter	3	/
86	/	/	/	/	292 72 2072	TU72A	M05. Bushing of front bearing housing of intermediate gearbox	3	/
87	/	/	/	/	292 72 2073	TU73	M01. Front support welding of the rear flange is moved forward	4	/
88	/	/	/	/	292 72 2075	TU75A	M01. Deeper insertion of the pins in phonic wheel and reference shaft	1	/
89	/	/	/	/	292 73 2076	TU76	Hydromechanical Metering Unit (HMU). Rack is guided inside the fuel metering unit body	3	/
90	/	/	/	/	292 72 2078	TU78A	M01. Increase in the triggering threshold of the oil filter prelogging indicator	3	/

Statut / Status: *1 - Non Applicable / Not Applicable
*2 - A Appliquer / To Be Complied with
*3 - Appliqué / Complied With
*4 - Non appliqué / Not Complied With
*8 - Modification de Base / Basic Modification

Colonne / Column O, R, "/": *O - Application non récurrente / One-off Application
*R - Opération récurrente / Recurrent operation
*/ - A utiliser pour CN annulée / To be used for cancelled AD

Date	Signature	Tampon Stamp
19 DEZ 2025		

Annexe 1 <i>Appendix 1</i>	Moteur / Engine	S/N	Liste des Consignes de Navigabilité, Services Bulletins et Modifications
	ARRIEL 2C	24453	à la date de signature du présent document <i>Airworthiness Directives, Service Bulletins and Modifications list printed <u>at time of signature</u></i>

Nota. : Cette liste reflète le statut du moteur à la date de signature de ce document et ne prend pas en compte toute modification postérieure à la date de signature de ce document
N.B. : The list below reflects the engine status at the time of the signature of the document. It does not take into account any modification after signature of this document

Ligne n° Line No.	No. C.N. / A.D.				SB	Modif. N° TU / TF / C	DESCRIPTION - COMMENTAIRES / DESCRIPTION - COMMENTS	Statut / Status	O / R
	OSAC EASA	FAA	Autres / Others :	Autres / Others :					
91	/	/	/	/	292 72 2081	TU81A	M01. Equipped power shaft, fitted with 3 supplementary securing pins and a securing pin retaining ring	3	/
92	/	/	/	/	292 73 2082	TU82A	Adjusted HMU. New method for sizing and matching up the HP/LP pump bearings and pinions	3	/
93	/	/	/	/	292 73 2083	TU83A	Hydromechanical Unit (HMU). Improved reliability of fuel metering valve actuator	3	/
94	/	/	/	/	292 72 2084	TU84	M04. Use of separate materials (having distinct mechanical properties) for the manufacture of the power turbine disk and PT shaft	3	/
95	/	/	/	/	292 75 2085	TU85	Pneumatic bleed valve IN-LHC is improved	4	/
96	/	/	/	/	292 72 2087	TU87A	M03. Protection of the HP turbineblades with electrolytic NiCoCrAlYTa	4	/
97	/	/	/	/	292 77 2089	TU89	Electrical control system. Installation of 3 new-technology INLHC N2 speed sensors	3	/
98	/	/	/	/	292 73 2092	TU92	HMU. LP fuel pressure switch with dual sealing diaphragm	3	/
99	/	/	/	/	292 73 2096	TU96	Adjusted fuel valve assembly. Start electro-valve with improved internal sealing	3	/
100	/	/	/	/	292 72 2100	TU100A	M05. M04/M05 coupling sleeve with retaining ring which spreads load over bearing surface	3	/
101	/	/	/	/	292 77 2101	TU101A	Electrical control system. Installation of 3 ECET N2 speed sensors	3	/
102	/	/	/	/	292 72 2103	TU103A	M03. Laser drilled outer section of combustion chamber	4	/
103	/	/	/	/	292 72 2104	TU104A	M03. Laser drilled inner section of combustion chamber	3	/
104	/	/	/	/	292 73 2105	TU105	Adjusted HMU. To ensure proper installation of constant delta P device diaphragm	3	/
105	/	/	/	/	292 72 2107	TU107A	M03. Enlarged air passage area of centrifugal compressor diffuser	3	/
106	/	/	/	/	292 72 2112	TU112	M03. Injection wheel (having increased life limit) with cold expansion of injection holes	4	/
107	/	/	/	/	292 72 2116	TU116A	M02. Reduced clearances on the front and rear labyrinths of the compressor bearing chamber	3	/
108	/	/	/	/	292 72 2119	TU119A	M05. Intermediate gear roller bearings with increased capacity	3	/

Statut / Status: *1 - Non Applicable / Not Applicable
*2 - A Appliquer / To Be Complied with
*3 - Appliqué / Complied With
*4 - Non appliqué / Not Complied With
*B - Modification de Base / Basic Modification

Colonne / Column O, R, "/": *O - Application non récurrente / One-off Application
*R - Opération récurrente / Recurrent operation
*/ - A utiliser pour CN annulée / To be used for cancelled AD

Date	Signature	Tampon Stamp
19 DEZ 2020		

Annexe 1 <i>Appendix 1</i>	Moteur / Engine	S/N	Liste des Consignes de Navigabilité, Services Bulletins et Modifications
	ARRIEL 2C	24453	à la date de signature du présent document <i>Airworthiness Directives, Service Bulletins and Modifications list printed at time of signature</i>

Nota. : Cette liste reflète le statut du moteur à la date de signature de ce document et ne prend pas en compte toute modification postérieure à la date de signature de ce document
N.B. : The list below reflects the engine status at the time of the signature of the document. It does not take into account any modification after signature of this document

Ligne n° <i>Line No.</i>	No. C.N. / A.D.				SB	Modif. N° TU / TF / C	DESCRIPTION - COMMENTAIRES / DESCRIPTION - COMMENTS	Statut / Status	O / R
	OSAC EASA	FAA	Autres / Others :	Autres / Others :					
109	/	/	/	/	292 77 2121	TU121A	Electrical control system. Installation of a mixed set of 3 INLHC and ECET N2 speed sensors	3	/
110	/	/	/	/	292 72 2122	TU122A	Module M01 (accessory gearbox). Equipped power shaft with 6 bonded dowel pins.	3	/
111	/	/	/	/	292 72 2123	TU123A	M03. HP turbine blade tips protected by Zirconia.	4	/
112	/	/	/	/	292 77 2124	TU124A	Electrical control system. Optimized attachment of thermocouple harness	3	/
113	/	/	/	/	292 73 2126	TU126A	Fuel system. Check valve seat assembly attached by bonding and with screws	1	/
114	/	/	/	/	/	TU127A	M03. Outer section of combustion chamber with laser drilled mixing unit	3	/
115	/	/	/	/	292 73 2133	TU133	HMU. Sealing of the fuel pump shaft	4	/
116	/	/	/	/	/	TU136A	Oil system. Oil pump. Removal of intumescent paint.	3	/
117	/	/	/	/	/	TU138	M03. Centrifugal impeller with milling grooves on hub	3	/
118	/	/	/	/	292 75 2141	TU141A	Air system. Addition of 3rd attachment point for PT/P3 pipe	3	/
119	/	/	/	/	292 72 2142	TU142A	Reduction gearbox (M05). Intermediate gear with blank attached by bonding and screws	3	/
120	/	/	/	/	292 72 2145	TU145A	M05. Intermediate pinion without ring	3	/
121	/	/	/	/	292 72 2146	TU146A	M04. Modification of front bearing adjusting washer	3	/
122	/	/	/	/	292 73 2147	TU147	Adjusted HMU. Bonded LP impeller and impeller screw	3	/
123	/	/	/	/	292 73 2148	TU148A	Adjusted HMU. Coated delta P bush	3	/
124	/	/	/	/	292 73 2149	TU149	Adjusted HMU. Coated clutch axle	3	/
125	/	/	/	/	292 75 2151	TU151	Air system. P.S.S.D. (Pressurizing/Start/Stop/Drain) valve supply pipe, capable of modification TU 155.	3	/
126	/	/	/	/	292 72 2152	TU152	M03 (Gas generator). Modification of the secondary air system to improve the module M02 front bearing pressurization	4	/

Statut / Status: *1 - Non Applicable / Not Applicable
*2 - A Appliquer / To Be Complied with
*3 - Appliqué / Complied With
*4 - Non appliqué / Not Complied With
*B - Modification de Base / Basic Modification

Colonne / Column O, R, "/>

Date	Signature	Tampon Stamp
19 DEZ 2020		

Annexe 1 <i>Appendix 1</i>	Moteur / Engine	S/N	Liste des Consignes de Navigabilité, Services Bulletins et Modifications à la date de signature du présent document
	ARRIEL 2C	24453	<i>Airworthiness Directives, Service Bulletins and Modifications list printed at time of signature</i>

Nota. : Cette liste reflète le statut du moteur à la date de signature de ce document et ne prend pas en compte toute modification postérieure à la date de signature de ce document
N.B. : The list below reflects the engine status at the time of the signature of the document. It does not take into account any modification after signature of this document

Ligne n° <i>Line No.</i>	No. C.N. / A.D.				SB	Modif. N° TU / TF / C	DESCRIPTION - COMMENTAIRES / DESCRIPTION - COMMENTS	Statut / Status	O / R
	OSAC EASA	FAA	Autres / Others :	Autres / Others :					
127	/	/	/	/	292 72 2153	TU153	Module M02(Axial compressor). Redefinition of the pressurization of the front bearing.	3	/
128	/	/	/	/	292 72 2154	TU154	M01. Fastening of two spring strips	3	/
129	/	/	/	/	292 72 2156	TU156	M05. Redesign of the rear axial stop of the intermediate gear	3	/
130	/	/	/	/	292 73 2158	TU158	Adjusted pump and metering valve assembly. Modification of the metering valve needle return spring.	3	/
131	/	/	/	/	292 73 2160	TU160	Adjusted HMU. Modification of the fuel pump pinions	3	/
132	/	/	/	/	292 72 2162	TU162	M03. Replacement of combustion chamber outer section or replacement of front swirl plate	3	/
133	/	/	/	/	/	TU163	M03. Improved floating ring	3	/
134	/	/	/	/	292 72 2164	TU164	M03. Modification of HP blade lock	3	/
135	/	/	/	/	292 72 2166	TU166	M03. HP blade dampers	3	/
136	/	/	/	/	292 72 2167	TU167	M03. HP blades with yttriated Zirconia coating	3	/
137	/	/	/	/	292 72 2170	TU170	M03. Replacement of the preformed packings of the rear bearing oil ducts	4	/
138	/	/	/	/	292 73 2172	TU172	HMU. Modification of the fuel pump flange	3	/
139	/	/	/	/	292 73 3178	TU178	Improvement of the drive link between the LP pump impeller and the HMU fuel pump.	4	/
140	/	/	/	/	292 71 2180	TU180	Modification of drain collector	3	/
141	/	/	/	/	292 72 2181	TU181	Module 03. Assembly of ducts with swivel unions.	3	/
142	/	/	/	/	292 72 2182	TU182	M01. Replacement of the magnetic seal	4	/
143	/	/	/	/	292 73 3184	TU184	Improvement of the HMU drive splines.	4	/
144	/	/	/	/	292 72 2192	TU192	Replacement of the torque conformation box.	3	/

Statut / Status: *1 - Non Applicable / Not Applicable
*2 - A Appliquer / To Be Complied with
*3 - Appliqué / Complied With
*4 - Non appliqué / Not Complied With
*B - Modification de Base / Basic Modification

Colonne / Column O, R, "/ : *O - Application non récurrente / One-off Application
*R - Opération récurrente / Recurrent operation
*/ - A utiliser pour CN annulée / To be used for cancelled AD

Date	Signature	Tampon Stamp
19 DEZ 2023		

Annexe 1 <i>Appendix 1</i>	Moteur / Engine	S/N	Liste des Consignes de Navigabilité, Services Bulletins et Modifications
	ARRIEL 2C	24453	à la date de signature du présent document <i>Airworthiness Directives, Service Bulletins and Modifications list printed <u>at time of signature</u></i>

Nota. : Cette liste reflète le statut du moteur à la date de signature de ce document et ne prend pas en compte toute modification postérieure à la date de signature de ce document
N.B. : The list below reflects the engine status at the time of the signature of the document. It does not take into account any modification after signature of this document

Ligne n° <i>Line No.</i>	No. C.N. / A.D.				SB	Modif. N° TU / TF / C	DESCRIPTION - COMMENTAIRES / DESCRIPTION - COMMENTS	Statut / Status	O / R
	OSAC EASA	FAA	Autres / Others :	Autres / Others :					
145	/	/	/	/	292 72 2194	TU194	Module 01. Replacement of the accessory gearbox cover.	4	/
146	/	/	/	/	292 73 2195	TU195	Fuel system. Modification to the pressurizing valve seal of the adjusted valve assembly.	3	/
147	/	/	/	/	292 72 2198	TU198	Improvement of the assembly of the rear bearing oil scavenge and supply pipes.	3	/
148	/	/	/	/	292 72 2208	TU208	Module 03 (Gas generator). Modification of the injection manifold labyrinth.	4	/
149	/	/	/	/	292 73 2211	TU211	Fuel system - Addition of an attachment point on the main manifold supply fuel pipe.	3	/
150	/	/	/	/	292 72 2212	TU212	Module M02 (Axial compressor). Replacement of front and rear axial bearings.	3	/
151	/	/	/	/	292 72 2213	TU213	Module M04 (Power Turbine). Replacement of the labyrinth ring.	4	/
152	/	/	/	/	292 72 2215	TU215	Module M04 (Power Turbine). Lobed power turbine shroud.	4	/
153	/	/	/	/	292 72 2216	TU216	Module M04 (Power Turbine). Replacement of preload spring washers for bearings.	4	/
154	/	/	/	/	292 72 2221	TU221	Module M05 (Reduction gearbox). Replacement of the oil duct.	4	/

Statut / Status: *1 - Non Applicable / Not Applicable
*2 - A Appliquer / To Be Complied with
*3 - Appliqué / Complied With
*4 - Non appliqué / Not Complied With
*B - Modification de Base / Basic Modification

Colonne / Column O, R, "/ : *O - Application non récurrente / One-off Application
*R - Opération récurrente / Recurrent operation
*/ - A utiliser pour CN annulée / To be used for cancelled AD



Date	Signature	Tampon Stamp
19 DEZ 2020		

**PAGE LAISSEE BLANCHE
INTENTIONNELLEMENT**

*PAGE INTENTIONALLY
LEFT BLANK*

Annexe 1 <i>Appendix 1</i>	Moteur / Engine	S/N	Liste des Consignes de Navigabilité, Services Bulletins et Modifications
	ARRIEL 2C	24453	à la date de signature du présent document <i>Airworthiness Directives, Service Bulletins and Modifications list printed at time of signature</i>

Line n° Line N°	<p align="center">Justifications pour les statuts "Non applicable" (uniquement pour Consignes de Navigabilité, SB et Modifications impératives) Justifications for "NOT APPLICABLE" status <i>(only for Airworthiness Directives, Mandatory Service Bulletins & Mandatory modifications)</i></p>
1	The S/N of the HMU is different from the list of serial number listed in the SB
3	AD CANCELLED: Engines Formerly Used by Non-Civil Operators – Civil Use
6	AD SUPERSEDED BY EASA AD 2016-0055
7	AD SUPERSEDED BY EASA AD 2017-0121
8	The M01 is pre TU194 and the accessory gearbox cover installed is a CAST cover (different from P/N 0292120650)
10	This M01 is post TU192, which supersedes TU34. See SB 292_72_2192.
12	DECU is missing at time of delivery.
14	The S/N of the HMU is different from the list of serial number listed in the SB
16	This engine is post TU149
17	This engine is post TU22
21	The M04 installed on this engine is different from the S/N listed in the SB
24	The blades installed on the engine have a S/N different from S/N between
31	This M01 is post TU192, which supersedes TU34. See SB 292_72_2192.
35	DECU is missing at time of delivery. Operator to check the configuration of the accessory and update consequently the Log Book after installation.
46	DECU is missing at time of delivery. Operator to check the configuration of the accessory and update consequently the Log Book after installation.
51	EECU is missing at time of delivery. Operator to check the configuration of the accessory and update consequently the Log Book after installation.
57	Modification TU34A superseded by modification TU192.
75	Incorporation of the modification TU58A is stopped on 2C.
81	DECU is missing at time of delivery. Operator to check the configuration of the accessory and update consequently the Log Book after installation.
88	Modification TU75A replaced by modification TU122A.
113	Modification TU126A replaced by modification TU195.

Date	Signature	Tampon Stamp
19 DEZ 2023		

Justifications pour les statuts "Non applicable"
(Statut pour les statuts de l'article 81(2) de la Loi sur l'accès à l'information)

**PAGE LAISSEE BLANCHE
INTENTIONNELLEMENT**

*PAGE INTENTIONALLY
LEFT BLANK*

Handwritten signature or initials

GLOSSARY TO FILL IN THE ENR1808 FORM

Column "N° CN / AD":

The cell indicates the reference of the Airworthiness Directive (AD) corresponding to the Authorities when an AD exists

Column "SB":

The cell indicates the reference of the Service Bulletin (SB) when **one or several** dedicated SB exist(s)

Column "modif. N° TU / TF / C":

The cell indicates the reference of the modification number when a dedicated modification exists

Column "Description":

The cell will include the text of the AD or the text of the SB when not associated to an AD

For Mandatory SBs, dedicated TUs will be written prior to description

Column "Status":

Non Applicable / *Not applicable* (1): Engine not concerned by an AD / SB (e.g.: repair to be done on a specific S/N)

A appliquer / *To be complied with* (2) : Engine concerned by an AD / SB, not applied during the current repair but to be done before the next defined milestone (e.g.: repair linked to calendar limit)

Appliqué / *Complied with* (3) : If AD / SB was applied during the current inspection or if the inspector checked that the AD / SB had already been implemented when the engine arrived at the shop

Non Appliqué / *Not Complied with* (4) : Cannot be used for AD or Mandatory SBs. To be used for check and modification SBs

Modification de Base / *Basic Modification* (B): Only used for modifications and more precisely for basic modifications, which means modifications that existed when the engine was certified

Column "O/R" will show status about recurrence:

O: One-off application

R: Recurrent Application (cannot be used for modification)

/: To be used for cancelled and superseded AD or modification

AD cancelled and superseded:

"3" will be written if the AD was applied in the past and if it was checked during the repair process. If the AD has not been applied, it will be written "1" => "Not applicable". "O/R column will be filled in with a slash "/"

All applicable modifications are listed in this document (including modifications applied in the past and which were then removed and are no longer requested). All non applicable modifications do not appear

If a modification status is "Not complied with", it means that the engine variant is concerned by the modification but the modification has not been embodied on this engine S/N

N.B.:

- If a modification belongs to a missing accessory, the status will be "1 - Not Applicable"
- If a modification belongs to an accessory partially missing, the status will be "1 - Not Applicable"

Not included in this section:

- ♦ Deleted ADs
- ♦ SB incorporated into the documentation without associated AD
- ♦ SB deleted (except if TU still exists), obsolete, cancelled and superseded, declassified, empty without associated AD (classification code: A, D, S & NA)
- Modification declassified (classification code: D)
- Modification cancelled or abandoned (classification code: A)
- Modification with status "N/A" & "0"


**PAGE LAISSEE BLANCHE
INTENTIONNELLEMENT**

**PAGE INTENTIONALLY
LEFT BLANK**

A	Moteur / Engine ARRIEL 2 C	S/N	24453
---	--------------------------------------	-----	-------

MODIFICATIONS ET SERVICE BULLETINS APPLIQUES A LA LIVRAISON
MODIFICATIONS AND SERVICE BULLETINS INCORPORATED AT TIME OF DELIVERY



MODIFICATIONS APPLIQUEES SUR ELEMENTS NON MODULAIRES ET EQUIPEMENTS NON SUIVIS PAR FICHE MATRICULE
MODIFICATIONS APPLIED ON NON MODULAR ITEMS AND ACCESSORIES NOT FOLLOWED-UP USING A LOG CARD

Modif	Services bulletins Service Bulletin	Modif	Services bulletins Service Bulletin	Modif	Services bulletins Service Bulletin	Modif	Services bulletins Service Bulletin	Modif	Services bulletins Service Bulletin	Modif	Services bulletins Service Bulletin		
TU003	/	/	/	/	/	/	/	/	/	/	/		
TU018A	/	/	/	/	/	/	/	/	/	/	/		
TU019A	292_79_2019	/	/	/	/	/	/	/	/	/	/		
TU029A	292_71_2029	/	/	/	/	/	/	/	/	/	/		
TU030A	292_72_2030	/	/	/	/	/	/	/	/	/	/		
TU035A	292_77_2035	/	/	/	/	/	/	/	/	/	/		
TU038	292_71_2038	/	/	/	/	/	/	/	/	/	/		
TU052	292_79_2052	/	/	/	/	/	/	/	/	/	/		
TU071A	292_72_2071	/	/	/	/	/	/	/	/	/	/		
TU078A	292_72_2078	/	/	/	/	/	/	/	/	/	/		
TU089	292_77_2089	/	/	/	/	/	/	/	/	/	/		
TU101A	292_77_2101	/	/	/	/	/	/	/	/	/	/		
TU121A	292_77_2121	/	/	/	/	/	/	/	/	/	/		
TU124A	292_77_2124	/	/	/	/	/	/	/	/	/	/		
TU136A	/	/	/	/	/	/	/	/	/	/	/		
TU141A	292_75_2141	/	/	/	/	/	/	/	/	/	/		
TU151	292_75_2151	/	/	/	/	/	/	/	/	/	/		
TU180	292_71_2180	/	/	/	/	/	/	/	/	/	/		
TU181	292_72_2181	/	/	/	/	/	/	/	/	/	/		
TU198	292_72_2198	/	/	/	/	/	/	/	/	/	/		
TU211	292_73_2211	/	/	/	/	/	/	Date / Date		19 DEC 2020			
/	292 73 2800	/	/	/	/	/	/	Signature / Signature					
/	/	/	/	/	/	/	/	Tampon / Stamp					
/	/	/	/	/	/	/	/						
/	/	/	/	/	/	/	/						

A	Moteur / Engine ARRIEL 2 C	S/N	24453
---	--------------------------------------	-----	-------

CONSIGNES DE NAVIGABILITE APPLIQUEES A LA LIVRAISON
AIRWORTHINESS DIRECTIVES APPLIED AT TIME OF DELIVERY

CONSIGNES DE NAVIGABILITE SUR ELEMENTS NON MODULAIRES ET EQUIPEMENTS NON SUIVIS PAR FICHE MATRICULE
AIRWORTHINESS DIRECTIVES AT TIME OF DELIVERY ON NON MODULAR ITEMS AND ACCESSORIES NOT FOLLOWED-UP USING A LOG CARD

N° CN / A.D. DGAC / EASA	AD FAA	Local AD	OBJET / SUBJECT		
/	/	/	/		
/	/	/	/		
/	/	/	/		
/	/	/	/		
/	/	/	/		
/	/	/	/		
/	/	/	/		
/	/	/	/		
/	/	/	/		
/	/	/	/		
/	/	/	/		
/	/	/	/		
/	/	/	/		
/	/	/	/		
/	/	/	/		
/	/	/	/		
/	/	/	/		
/	/	/	/		
Date Date	19 DEC 2020	Signature Signature		Tampon Stamp	

A	Moteur / Engine ARRIEL 2 C	S/N	24453
---	-------------------------------	-----	-------

MODIFICATIONS ET SERVICE BULLETINS APPLIQUES OU SUPPRIMES PAR L'UTILISATEUR
MODIFICATIONS AND BULLETINS SERVICES APPLIED OR REMOVED BY OPERATOR

MODIFICATIONS APPLIQUEES SUR ELEMENTS NON MODULAIRES ET EQUIPEMENTS NON SUIVIS PAR FICHE MATRICULE
MODIFICATIONS APPLIED ON NON MODULAR ITEMS AND ACCESSORIES NOT FOLLOWED-UP USING A LOG CARD

Modif	Service Bulletin <i>Service Bulletin</i>	Date	Signature - Tampon / Stamp	Modif	Service Bulletin <i>Service Bulletin</i>	Date	Signature - Tampon / Stamp	Modif	Service Bulletin <i>Service Bulletin</i>	Date	Signature - Tampon / Stamp

MODIFICATIONS SUPPRIMEES SUR ELEMENTS NON MODULAIRES ET EQUIPEMENTS NON SUIVIS PAR FICHE MATRICULE
MODIFICATIONS REMOVED ON NON MODULAR ITEMS AND ACCESSORIES NOT FOLLOWED-UP USING A LOG CARD

Modif	Service Bulletin <i>Service Bulletin</i>	Date	Signature - Tampon / Stamp	Modif	Service Bulletin <i>Service Bulletin</i>	Date	Signature - Tampon / Stamp	Modif	Service Bulletin <i>Service Bulletin</i>	Date	Signature - Tampon / Stamp

