



# TEMPORARY REVISION

**Manual:** Owner's Manual (INSTRUCTIONS FOR CONTINUED AIRWORTHINESS)  
P/N 6AB1WNM-2-8 (INSTALLATION MANUAL, MAINTENANCE MANUAL AND ILLUSTRATED PARTS BREAKDOWN)

**First Issue:** 02 August 2006

**Revision AC:** 12 September 2023

**TR 2023-001:** 26 September 2023

## INSTRUCTIONS

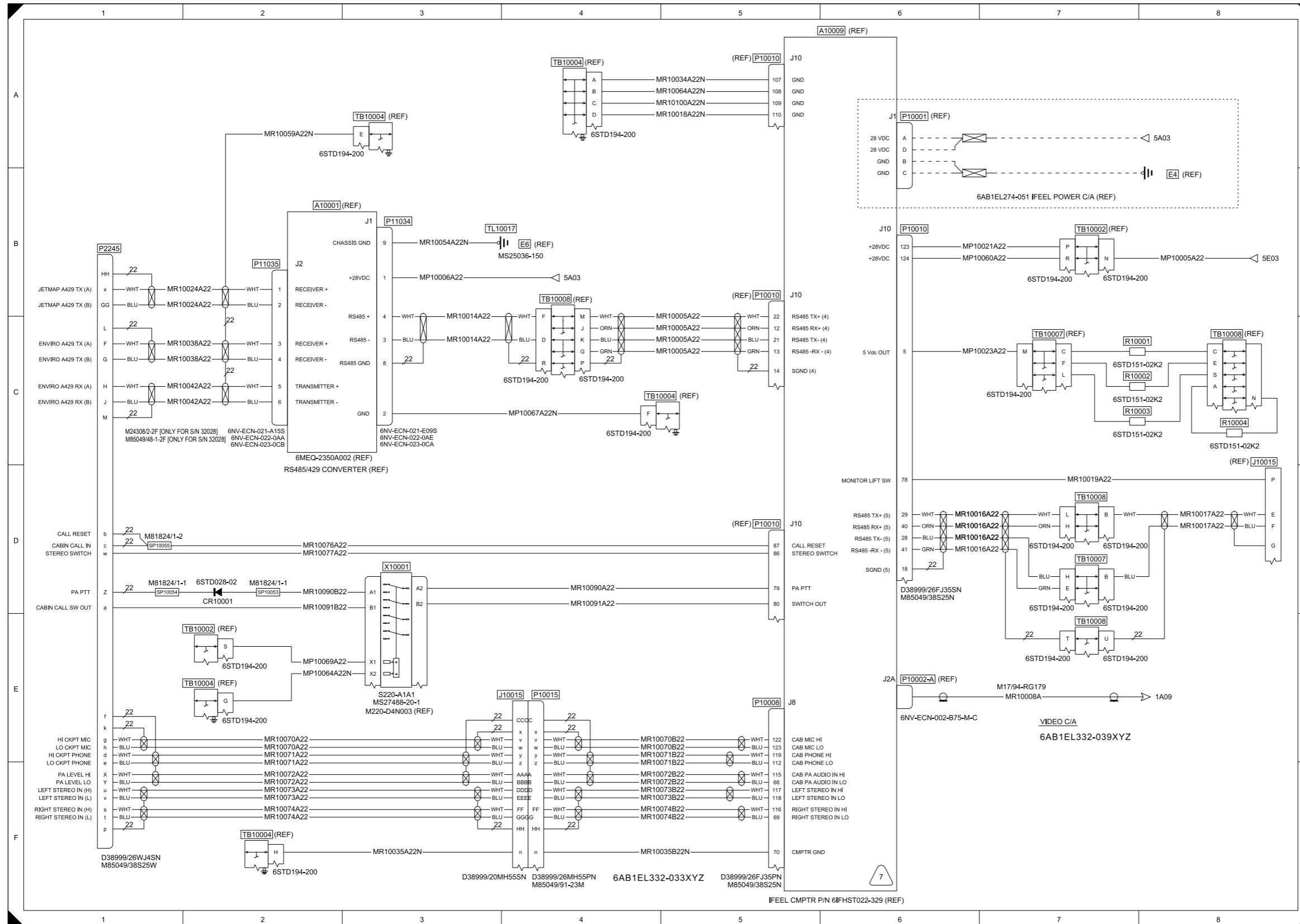
1. Before adding present change be sure that manual is valid.  
Check existing List of Effective Page of the manual to be sure that all previous revisions are inserted.  
**(Do not insert this change if previous revisions are not inserted).**
2. Insert this page before the LOEP.
3. Insert present change removing pages superseded and insert new pages as listed:

### Temporary Revision

Number/ Data	Section/Appendix	Page	Page Revision
*TR 2023-001 / 26 <sup>th</sup> September 2023	<b>APPENDIX AC</b>		
	SECTION 05	5-3	TR-2023-001
	SECTION 05	5-4	REV. AC
	SECTION 05	5-11	TR-2023-001
	SECTION 05	5-12	TR-2023-001
	SECTION 05	5-13	TR-2023-001
	SECTION 05	5-14	REV. AC
	SECTION 06	6-39	TR-2023-001
	SECTION 06	6-40	TR-2023-001

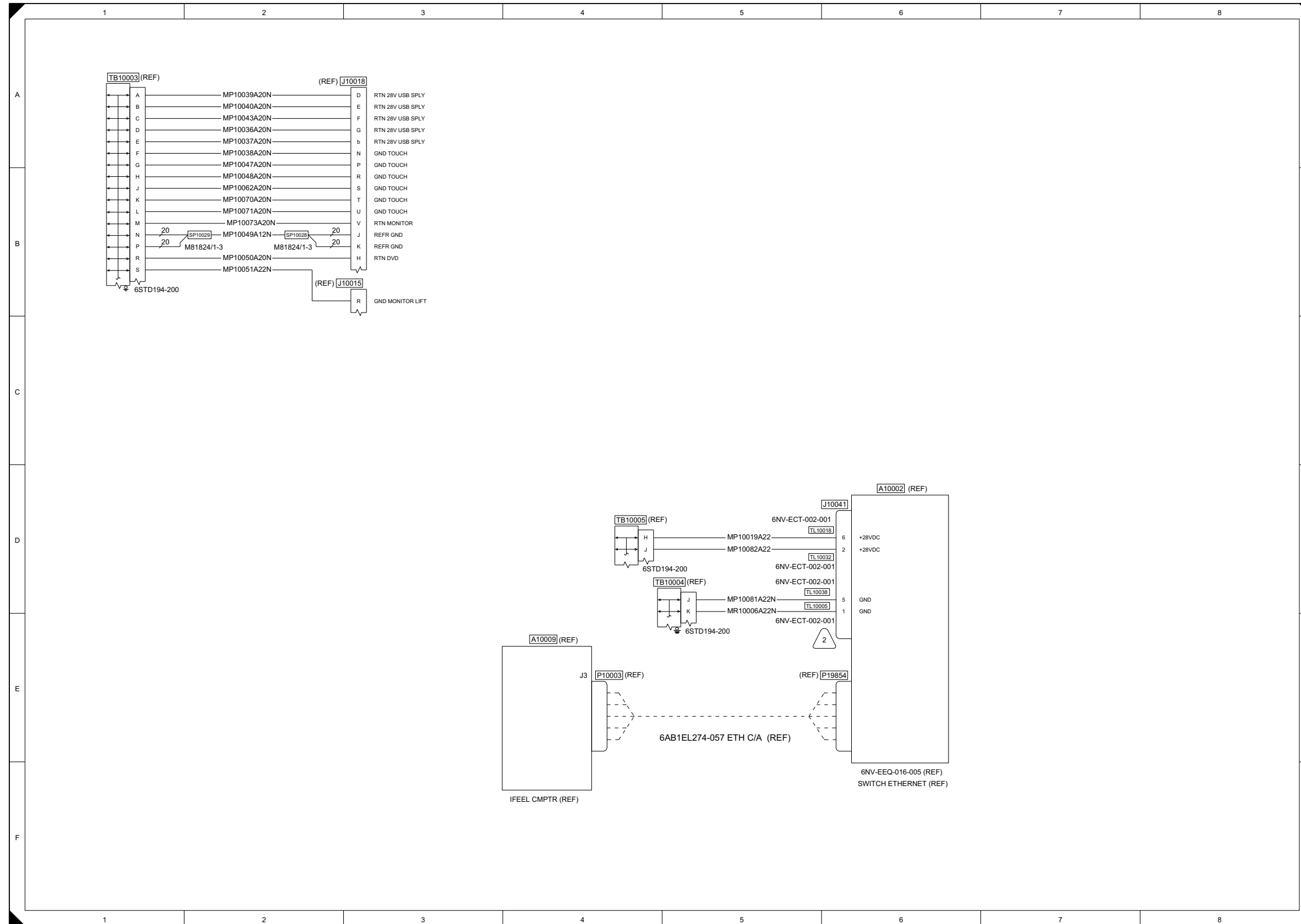
\* Shows the last issued Temporary Revision

INTENTIONALLY LEFT BLANK



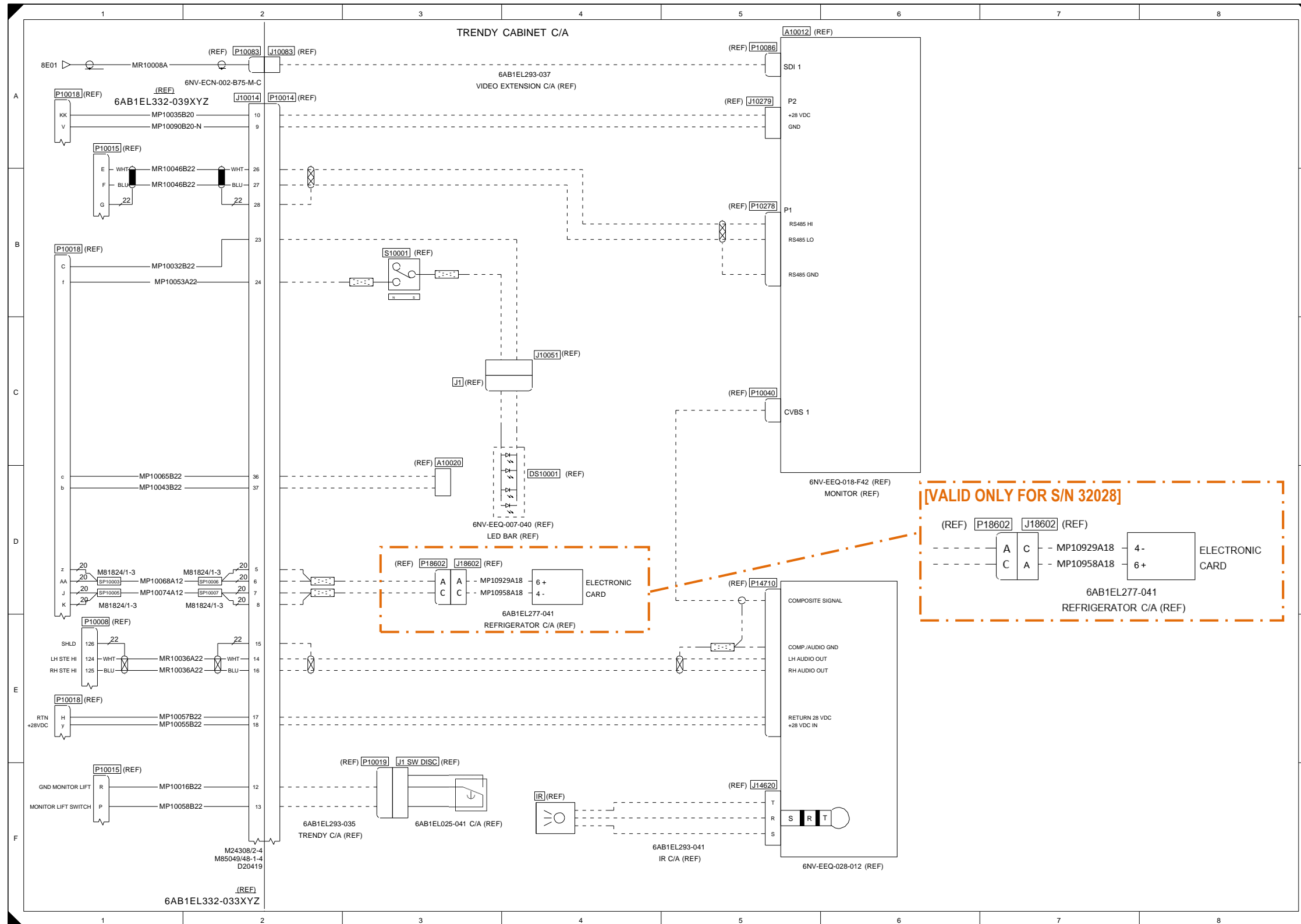
6AB1EL332-SH01-A  
6AB1EL332-081A\_WNM-2-20\_3345A

Figure 5-1 32028 wiring diagrams (Sheet 1 of 11).



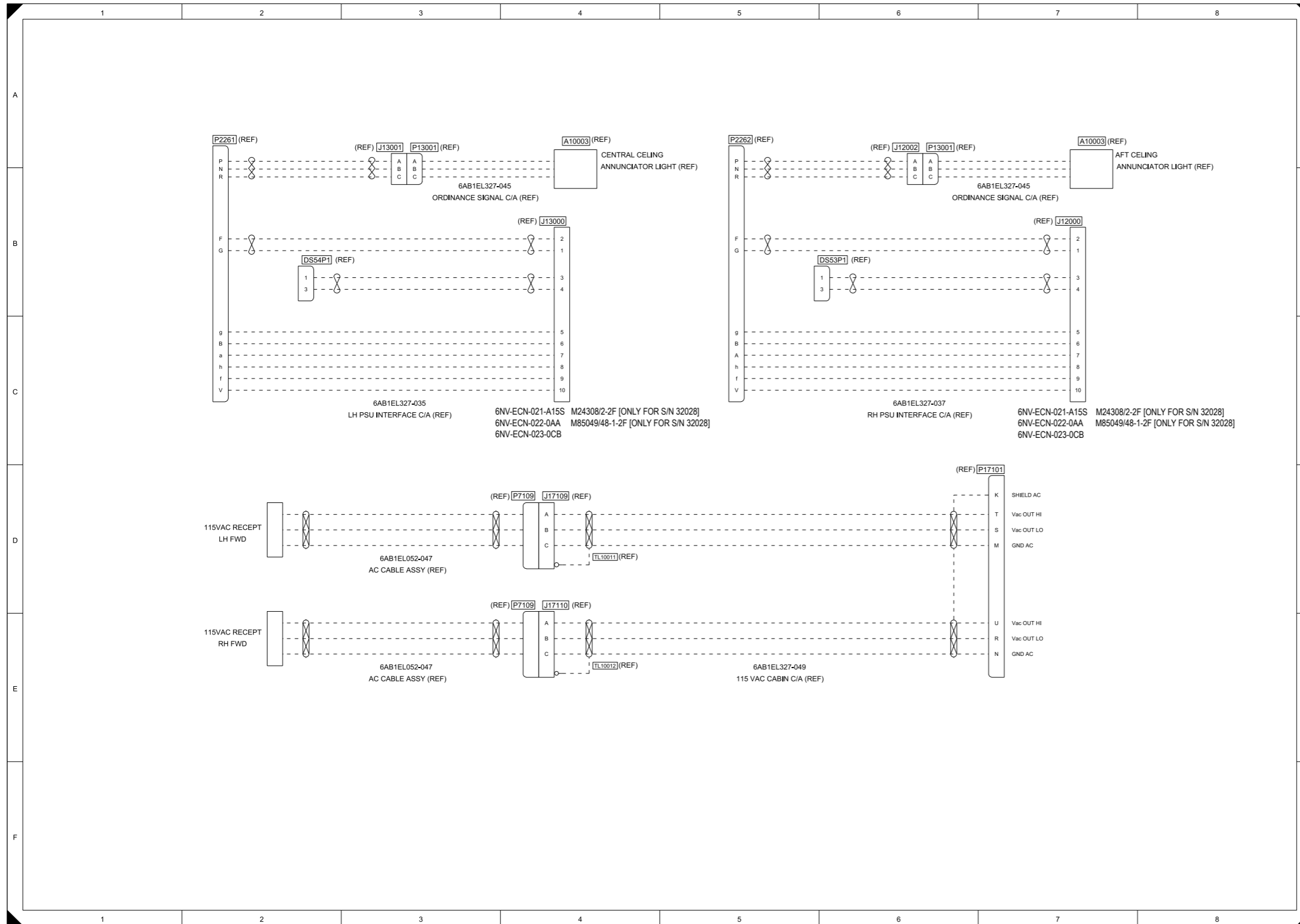
6AB1EL332-SH02-A  
6AB1EL332-081A\_WNM-2-20\_3346A

Figure 5-1 32028 wiring diagrams (Sheet 2 of 11).



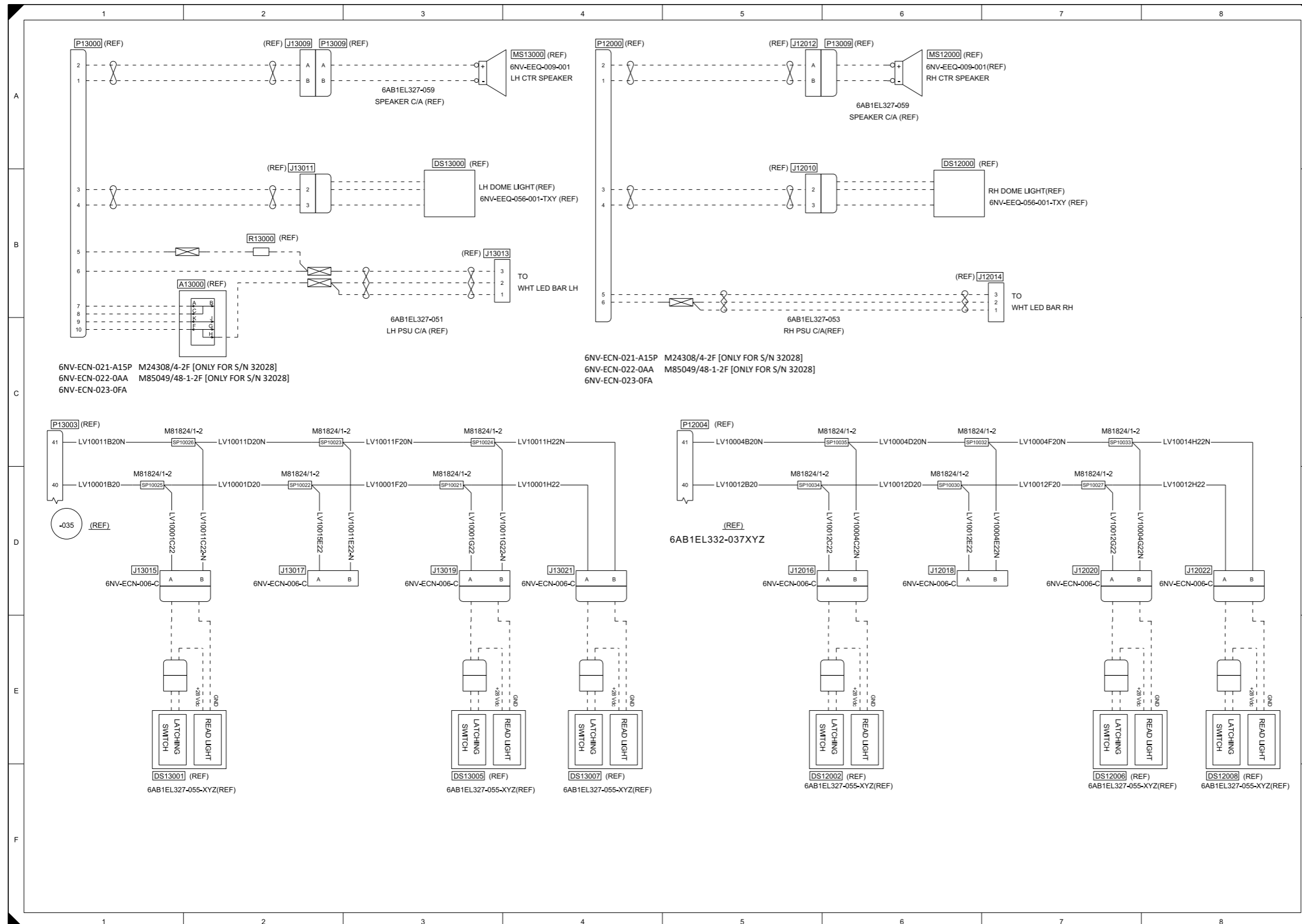
6AB1EL332-SH09-A  
6AB1EL332-081A\_WNM-2-20\_3353A

Figure 5-1 32028 wiring diagrams (Sheet 9 of 11)



6AB1EL332-SH10-A  
6AB1EL332-081A\_WNM-2-20\_3354A

Figure 5-1 32028 wiring diagrams (Sheet 10 of 11).



6AB1EL332-SH11-A  
6AB1EL332-081A\_WNM-2-20\_3354A

Figure 5-1 32028 wiring diagrams (Sheet 11 of 11).

INTENTIONALLY BLANK PAGE





FIGURE AND INDEX NUMBER	PART NUMBER	MFR CODE	DESCRIPTION 1234567	UNIT PER ASSY	USABLE ON CODE	FLAG FOR FINISH
6-10 0	6AB1ME088-413	A3729	TRENDY CABINET INSTALLATION (For NHA see <a href="#">Figure 6-1</a> )	REF		
1	6AB1ME088-345	A3729	• FITTING	4		
2	6AB1ME033-347	A3729	• SPACER	8		
3	MS35207-260		• SCREW	2		
4	AN4CH3A		• BOLT	4		
5	AN4CH4A		• BOLT	4		
6	NAS1149D0463K		• WASHER	8		
7	6AB1ME088-365	A3729	• RUBBER WASHER	6		
8	6STD0473E06C	A3729	• METALLIC STANDOFF	2		
9	AN970-3		• WASHER	2		
-10	MS20995C32		• SAFETY WIRE	AR		
11	6AB1ME556-083-XYZ	A3729	• TRENDY CABINET ASSY	1		*
11A	MS24693-S4		•• SCREW	2		
11B	MS27039-0814		•• SCREW	3		
-11C	MS35206-215		•• SCREW	2		
-11D	NAS1149DN416K		•• WASHER	2		
11E	NAS620C8		•• WASHER	3		
11F	6AB1ME450-177	A3729	•• SENSOR PLATE	1		
11G	6AB1ME556-311	A3729	•• SENSOR COVER	1		
12	6AB1EL025-041	A3729	•• SWITCH C/A	1		
13	6AB1EL277-041	A3729	•• REFRIGERATOR C/A	1		
14	6AB1EL293-035	A3729	•• CABLE	1		
14A	M85049/48-2-1		•••BACKSHELL (see NOTE 1)	1		
14B	1060-0135-01		•••BACKSHELL (see NOTE 1)	1		
15	6AB1EL293-037	A3729	•• CABLE	1		
16	6AB1EL293-041	A3729	•• CABLE	1		
17	6NV-EEQ-007-040	A3729	•• LED ASSY	1		
18	6NV-EEQ-018-F42	A3729	•• MONITOR 17.5"	1		
19	6NV-EEQ-028-012	A3729	•• DVD PLAYER	1		
-20	6NV-EMI-002-04-HS	A3729	•• STRAP	AR		
21	6NV-ESP-001-01-01	A3729	•• SUPPORT	29		
22	6NV-ESP-001-10-8	A3729	•• SUPPORT	1		
23	6STD026- DL25HW1T009	A3729	•• RECLOSABLE FASTNER PILE	4		
24	6STD026V12B1Y20	A3729	•• RECLOSABLE FASTNER PILE	4		
25	6STD026V12B2Y20	A3729	•• RECLOSABLE FASTNER PILE	1		
26	6STD051-A10020	A3729	•• DECAL	1		
27	6STD051-J18602	A3729	•• DECAL	1		
28	6STD051-P10019	A3729	•• DECAL	1		
29	6STD051-S10001	A3729	•• DECAL	1		
30	6STD051-S4701	A3729	•• DECAL	1		
31	LN65022-0408		•• SCREW	4		
-32	MS21042L04		•• NUT	6		
33	MS24693-S6		•• SCREW	2		
34	MS24693-S72		•• SCREW	4		
35	6AB1ME556-085	A3729	•• TRENDY CABINET MECHANICAL ASSY	1		
35A	6AB1ME556-253	A3729	••• GUIDE COVER ASSY LH	1		



FIGURE AND INDEX NUMBER	PART NUMBER	MFR CODE	DESCRIPTION 1234567	UNIT PER ASSY	USABLE ON CODE	FLAG FOR FINISH
35B	6AB1ME556-254	A3729	••• GUIDE COVER ASSY RH	1		
35C	6AB1ME556-437	A3729	••• MAT ASSY	1		
-35D	6AB1ME556-185	A3729	••• SUPPORT	1		
-35E	6AB1ME556-193	A3729	••• MONITOR MOUNT SUPPORT	2		
-35F	6AB1ME088-379	A3729	••• ANGLE	1		
35G	6AB1ME450-237	A3729	••• USB SUPPORT ASSY	1		
36	6AB1ME556-087	A3729	••• LH BODY SIDE ASSY	1		
37	6AB1ME556-088	A3729	••• RH BODY SIDE ASSY	1		
38	6AB1ME556-095	A3729	••• MONITOR LIFT ASSY	1		
39	6AB1ME556-097	A3729	•••• MONITOR LIFT ASSY	1		
40	6AB1ME556-287	A3729	•••• CHAIN ASSY	1		
41	6AB1ME556-089	A3729	•••• COVER ASSY	1		
42	NAS620A6L	80205	•••• WASHER	2		
43	MS35206-227	80205	•••• SCREW	2		
44	MS24693-S48	80205	•••• SCREW	2		
45	6AB1ME556-439	A3729	••• SHELF SLIDING ASSY	1		
46	6AB1ME355-159	A3729	••• PLATE	1		
47	6AB1ME556-289	A3729	••• BOX ASSY	1		
48	6AB1ME556-049	A3729	•••• BOX BONDED ASSY	1		
49	6AB1ME556-291	A3729	•••• LH DVD SUPPORT ASSY	1		
50	6AB1ME556-293	A3729	•••• RH DVD SUPPORT ASSY	1		
51	MS24693-S275	80205	•••• SCREW	4		
52	MS21042L08	80205	••• NUT	1		
53	MS24693-S49	80205	••• SCREW	6		
54	MS27039-0804	80205	••• SCREW	4		
55	MS27039-0805	80205	••• SCREW	2		
56	MS27039-0807	80205	••• SCREW	1		
57	MS27039-1-09	80205	••• SCREW	5		
58	NAS1149D0332J	80205	••• WASHER	5		
59	NAS1149DN832K	80205	••• WASHER	7		
60	6AB1ME556-299	A3729	••• UPPER DRAWER ASSY	1		
61	6AB1ME556-231	A3729	•••• UPPER DRAWER INSERTED ASSY	1		
62	6AB1ME556-327	A3729	•••• LEATHER	1		
63	6AB1ME556-131	A3729	•••• DECORATION	2		
64	6AB1ME556-433	A3729	•••• UP FRONT PANEL ASSY	1		
65	6AB1ME556-295	A3729	•••• DRAWER LOCK ASSY	1		
66	6AB1ME033-139	A3729	•••• PUSH-PUSH STOP	2		
67	6AB1ME033-363	A3729	•••• UPPER HOLDER	1		
68	6AB1ME088-125	A3729	•••• LH GUIDE SUPPORT	1		
69	6AB1ME088-126	A3729	•••• RH GUIDE SUPPORT	1		
70	6A3W2522A007171XYZ	A3729	•••• UPPER DRAWER INSERTED ASSY	1		*
71	6NV-MFT-001-001	A3729	•••• BACKPLATE	1		
72	NAS1149D0332K		•••• WASHER	12		
73	NAS1149DN832K		•••• WASHER	3		
74	NAS1149DN816K		•••• WASHER	4		
75	MS27039-1-05		•••• SCREW	12		

NOTE 1: For all S/Ns except for S/N 32028 install Backshell P/N M85049/48-2-1.  
Use Backshell P/N 1060-0135-01 only for S/N 32028.