

No. EC155-31-029

Civil version(s): B, B1

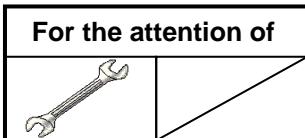
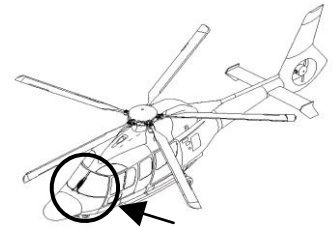


SERVICE BULLETIN

PRODUCT IMPROVEMENT

INDICATING AND RECORDING SYSTEMS - VEMD and CAD VEMD and CAD obsolescence

Related to modification 0731C08



Revision No.	Date of issue
Revision 0	2021-12-16

Summary:

The function of this Service Bulletin is to allow the replacement of the "Old Generation (OG)" Vehicle and Engine Management Display (VEMD) with the "New Generation (NG)" VEMD because of obsolescence. With the introduction of new Central Panel Display System (CPDS) software, it will also make the reliability and performance of the VEMD better. This Service Bulletin allows the installation of Night Vision Goggles (NVG) CPDS on non-NVG Helicopters because the supportability of non-NVG equipment cannot be granted in all cases because of obsolescence of the non-NVG hardware.

Compliance:

It is the operator's decision to comply or not to comply with this Service Bulletin.

No. EC155-31-029

1. PLANNING INFORMATION



CAUTION

MAKE SURE THAT THE MODIFICATIONS RELATED TO THIS SERVICE BULLETIN AGREE WITH THE HELICOPTER CONFIGURATION AT THIS TIME. IF THE MODIFICATIONS DO NOT AGREE WITH THE HELICOPTER CONFIGURATION:

- PREPARE THE NECESSARY ADAPTATION WORK.
- GET THE APPROVAL BY THE APPLICABLE LOCAL AIR TRANSPORT AUTHORITIES.
- COMPLY WITH THE AIRWORTHINESS REQUIREMENTS.

THIS SERVICE BULLETIN IS WRITTEN FOR THE INITIAL HELICOPTER CONFIGURATION SPECIFIED IN THE INDIVIDUAL INSPECTION LOG BOOK. IT INCLUDES ONLY THE POST-DELIVERY CONFIGURATION CHANGES THAT ARE KNOWN AND APPROVED BY AIRBUS HELICOPTERS.

1.A. EFFECTIVITY

1.A.1. Helicopters/installed equipment or parts

Helicopters:

- PRE MOD 0731C08
- That have a VEMD and a Caution and Advisory Display (CAD) with one of the MP/Nos. identified in paragraph [2.C.](#)

NOTE 1

You can identify the delivery date of the helicopter in the Certificate of Conformity (included in the Individual Inspection Log Book).

NOTE 2

You can identify the modification status of the equipment in the Log Cards (FM).

No. EC155-31-029

1.A.2. Non-installed equipment or parts

Non-NVG equipment

- VEMD MP/N B19030HB04 (P/N 704A47270174)
- Configured CAD MP/N 365P61-4915-00
- Configured CAD MP/N 365P61-4926-01
- Configured CAD MP/N 365P61-4926-02
- Configured CAD MP/N 365P61-4926-08
- Configured CAD MP/N 365P61-4926-11

NOTE 3

The configured CAD MP/Nos. above contain CAD MP/N C19243CB04 (P/N 704A47270175).

- VEMD MP/N B19030HC04 (P/N 704A47270179)
- Configured CAD MP/N 365P61-4926-00
- Configured CAD MP/N 365A61-1775-07
- Configured CAD MP/N 365P61-4926-06
- Configured CAD MP/N 365P61-4926-05
- Configured CAD MP/N 365P61-4926-13

NOTE 4

The configured CAD MP/Nos. above contain CAD MP/N C19243CC04 (P/N 704A47270181).

NVG equipment

- VEMD MP/N B19030LB04 (P/N 704A47270176) or
- VEMD MP/N B19030LC04 (P/N 704A47270180).

1.B. ASSOCIATED REQUIREMENTS



CAUTION

THIS SERVICE BULLETIN INSTALLS THE VEMD AND THE CAD. BEFORE YOU COMPLY WITH THIS SERVICE BULLETIN, MAKE SURE THAT THERE WAS NO ALERT SERVICE BULLETIN RELATED TO THIS INSTALLATION. IF THERE IS SUCH AN ALERT SERVICE BULLETIN, MAKE SURE THAT IT IS NOT ISSUED BETWEEN THESE DATES:

- **THE DATE OF APPROVAL OF THIS SERVICE BULLETIN**
- **THE TIME YOU DO THE WORK (GIVEN IN THIS SERVICE BULLETIN) ON THE HELICOPTER.**

No. EC155-31-029

1.C. REASON

The function of this Service Bulletin is to allow the replacement of the "Old Generation (OG)" Vehicle and Engine Management Display (VEMD) with the "New Generation (NG)" VEMD because of obsolescence. With the introduction of new Central Panel Display System (CPDS) software, it will also make the reliability and performance of the VEMD better. This Service Bulletin allows the installation of Night Vision Goggles (NVG) CPDS on non-NVG Helicopters because the supportability of non-NVG equipment cannot be granted in all cases because of obsolescence of the non-NVG hardware.

1.D. DESCRIPTION

This Service Bulletin includes the replacement of the former generation VEMD and CAD with the new generation VEMD and CAD.

1.E. COMPLIANCE

1.E.1. Compliance at H/C manufacturer level

Not applicable.

1.E.2. Compliance in service

It is the operator who does the work on the helicopter.

Helicopters/installed equipment or parts:

Comply with paragraph [3.B.](#) of this Service Bulletin.

Non-installed equipment or parts:

It is the operator who makes the decision on the level of stock related to the compliance with this Service Bulletin.

1.F. APPROVAL

Approval of modifications:

The information or instructions relate to modification 0731C08, which was approved through CRD DA07.31C08A Issue 2 on November 24, 2021 under the authority of EASA Design Organization Approval No. 21J.700 for civil version helicopters subject to an Airworthiness Certificate.

Approval of this document:

The technical information contained in this Service Bulletin Revision 0 was approved on December 13, 2021 under the authority of EASA Design Organization Approval No. 21J.700 for civil version helicopters subject to an Airworthiness Certificate.



No. EC155-31-029

1.G. MANPOWER



Airbus Helicopters recommends that the personnel who will do this Service Bulletin have these qualifications:

Qualification: 1 Avionics Technician.

Specialist: 1 Pilot.



The man-hours are an estimate given for information only and for a standard helicopter configuration.

Estimated Man-hours: - 3 hours for the Avionics Technician
- 30 minutes for the Pilot.



The helicopter downtime is an estimate given for information only and for a standard helicopter configuration.

The estimate of the helicopter downtime is half a day.

1.H. WEIGHT AND BALANCE

Not applicable.

1.I. POWER CONSUMPTION

This Service Bulletin has no effect on the electrical load analysis.

1.J. SOFTWARE UPGRADES/UPDATES

Not applicable.

1.K. REFERENCES

These documents are necessary to comply with this Service Bulletin:

Aircraft Maintenance Manual (AMM):

AMM: 24-00-00-911: General Safety Instructions - Electrical Power

AMM: 31-00-00-061: Removal / Installation Principle Applicable to a Part / LRU

AMM: 31-51-01-061: Removal / Installation - CAD

AMM: 31-60-01-061: Removal / Installation - VEMD

AMM: 34-00-00-911: General Safety Instructions - Navigation System

Standard Practices Manual (MTC):

MTC: 20-02-05-404: Assembly by screws and nuts - Joining

MTC: 20-07-02-201: Helicopter parked in a repair shop - Safety instructions

MTC: 20-07-03-408: Appearance checks on an aircraft after inspection or repair - Technical instructions

MTC: 20-08-05-101: Drafting and updating the log card (FM) - General rules applicable to aircraft

MTC: 20-80-20-107: Identification of electrical systems - Standard Practices - Electrical Power

No. EC155-31-029

Flight Manual (FLM)

Information Notice (IN):

IN 3481-I-00: The Marketplace: an AirbusWorld eOrdering service

IN 3643-I-00: Introduction of the digital Service Bulletin reporting service R-TEX

1.L. OTHER AFFECTED PUBLICATIONS



CAUTION

TO COMPLY WITH THIS SERVICE BULLETIN, THE OPERATOR MUST MAKE SURE THAT ALL THE MAINTENANCE DOCUMENTS NECESSARY FOR THE MAINTENANCE OF THIS INSTALLATION ARE AVAILABLE. IF THEY ARE NOT AVAILABLE, THE OPERATOR MUST CONTACT AIRBUS HELICOPTERS TO GET THESE DOCUMENTS.

Airbus Helicopters will update the Illustrated Parts Catalog (IPC) when the customer sends an order for it.

1.M. PART INTERCHANGEABILITY OR MIXABILITY

Interchangeability:

The PRE MOD and POST MOD V.E.M.D/CAD equipment items are interchangeable if you replace them simultaneously as a couple. Refer to [Appendix 4.A.](#)

Mixability:

The mixability does not apply to this modification due to the replacement by couple of the V.E.M.D /CAD. Refer to [Appendix 4.A.](#)

No. EC155-31-029

2. EQUIPMENT OR PARTS INFORMATION

2.A. EQUIPMENT OR PARTS: PRICE - AVAILABILITY - PROCUREMENT

Contact THALES. Refer to paragraph [2.D.](#)

In the purchase order, write the information that follows:

- The mode of transport
- The destination
- The serial numbers of the helicopters to change.

NOTE 1

The MP/N of the equipment item on the helicopter helps you select the CAD or V.E.M.D for which you will send an order (paragraph [2.C.](#) and Appendix [4.A.](#)).

2.B. LOGISTIC INFORMATION

Not applicable.

2.C. EQUIPMENT OR PARTS REQUIRED PER HELICOPTER/COMPONENT

Kits to be ordered for one helicopter or one assembly:

Send an order for one of the V.E.M.D below, and the associated CAD indicator, as necessary.

Key Word	Qty	New P/N	Item	Former P/N	→	Instruction
V.E.M.D	1	B19030LC04 (704A47270180) or B19030LE04 (704A47270238)	1	(B19030HB04) 704A47270174		Return. Refer to paragraph 2.D. See NOTE 2
VEMD config	info	707A49438100 or 707A49438210 or 707A49439250	-	707A49438100 or 707A49438210 or 707A49439250		
Configured CAD	1	365P614961.15 or 365P611775.09 or 365P614961.16 or 365P614926.04 or 365P614961.19	2	365P614915.00 or 365P614926.01 or 365P614926.02 or 365P614926.08 or 365P614926.11		Return. Refer to paragraph 2.D. See NOTE 4
CAD indicator	info	C19243DC04 (704A47270182)	-	C19243CB04 (704A47270175)		See NOTE 4
Configuration file	info	707A49438153 or 707A49438192 or 707A49438213 or 707A49438383 or 707A49439248	-	707A49438153 or 707A49438192 or 707A49438213 or 707A49438383 or 707A49439248		

No. EC155-31-029

Key Word	Qty	New P/N	Item	Former P/N	→	Instruction
V.E.M.D	1	B19030LC04 (704A47270180) or B19030LE04 (704A47270238)	1	(B19030HC04) 704A47270179		Return. Refer to paragraph 2.D. See NOTE 3
VEMD config	info	707A49438100 or 707A49438133 or 707A49438210 or 707A49439250	-	707A49438100 or 707A49438133 or 707A49438210 or 707A49439250		
Configured CAD	1	365P614961.15 or 365P614775.09 or 365P614926.04 or 365P614961.18 or 365P614961.19	2	365P614926.00 or 365A611775.07 or 365P614326.06 or 365P614926.05 or 365P614926.13		Return. Refer to paragraph 2.D. See NOTE 4
CAD indicator	info	C19243DC04 (704A47270182)	-	C19243CC04 (704A47270181)		See NOTE 4
Configuration file	info	707A49438153 or 707A49438192 or 707A49438383 or 707A49438409 or 707A49439248	-	707A49438153 or 707A49438192 or 707A49438383 or 707A49438409 or 707A49439248		

Key Word	Qty	New P/N	Item	Former P/N	→	Instruction
V.E.M.D	1	B19030LE04 (704A47270238)	1	(B19030LB04) 704A47270176 or (B19030LC04) 704A47270180		Return. Refer to paragraph 2.D. See NOTE 5
VEMD config	info	707A49438100 or 707A49438193 or 707A49438210 or 707A49439250 or 707A49439394	-	707A49438100 or 707A49438193 or 707A49438210 or 707A49439250 or 707A49439394 or 707A49438133		

No. EC155-31-029

NOTE 2

The combination of V.E.M.D (1) MP/N B19030LC04 (P/N 704A47270180) and its software reference is configuration MP/N 365P614960.11 or 365P611775.08 or 365P614960.16.

The combination of V.E.M.D (1) MP/N B19030LE04 (P/N 704A47270238) and its software reference is configuration MP/N 365P614960.12 or 365P611775.15 or 365P614960.17.

NOTE 3

The combination of V.E.M.D (1) MP/N B19030LC04 (P/N 704A47270180) and its software reference is configuration MP/N 365P614960.11 or 365P614960.13 or 365P611775.08 or 365P614960.16.

The combination of V.E.M.D (1) MP/N B19030LE04 (P/N 704A47270238) and its software reference is configuration MP/N 365P614960.12 or 365P614960.14 or 365P611775.15 or 365P614960.17.

NOTE 4

If the V.E.M.D is MP/N B19030LE04 (P/N 704A47270238) or MP/N B19030LC04 (P/N 704A47270180), you will use the CAD MP/N C19243CD04 (P/N 704A47270182).

NOTE 5

The CAD MP/N C19243CD04 (P/N 704A47270182) is already NVG if the V.E.M.D installed is MP/N B19030LB04 (P/N 704A47270176) or MP/N B19030LC04 (P/N 704A47270180), but a V.E.M.D update is necessary.

Consumables to be ordered separately:

Refer to the Work Cards and Tasks identified in this Service Bulletin.

You can send an order for the consumables from the AirbusWorld Marketplace through e-ordering (IN 3481-I-00).

If you cannot get access to e-ordering, please contact your Logistic Focal Point.

Special tools:

Refer to the Work Cards and Tasks identified in this Service Bulletin.

No. EC155-31-029

2.D. EQUIPMENT OR PARTS TO BE RETURNED

Send the material back to:

SDV Aerospace c/o Thales Avionics
Zone de Fret 3 - SAGAFRO
3 Rue du Remblai
BP 16355
95706 Roissy Charles de Gaulle Cedex
FRANCE

Or

Thales Avionics, Inc.
140 Centennial Ave
Piscataway, NJ 08854
USA

Or

Thales Solutions ASIA PTE. LTD
21 Changi North Rise
498788 SINGAPORE
SINGAPORE

No. EC155-31-029

3. ACCOMPLISHMENT INSTRUCTIONS

3.A. GENERAL

- Comply with the general electrical instructions. Refer to Task 24-00-00-911 (AMM).
- Comply with the general instructions about the removal and installation principle for a part or LRU. Refer to Task 31-00-00-061 (AMM).
- Comply with the general instructions about the navigation system. Refer to Task 34-00-00-911 (AMM).
- Comply with the general instructions applicable to a helicopter parked in a repair shop. Refer to Work Card 20-07-02-201 (MTC).
- Comply with the general instructions about the identification of electrical installations. Refer to Work Card 20-80-20-107 (MTC).

Unless specified differently, apply the standard tightening torque values. Refer to Work Card 20-02-05-404 (MTC).

3.B. WORK STEPS

3.B.1. Preliminary steps

- Park the helicopter in a hangar.
- Install the applicable access equipment.
- Disconnect all the electrical power supplies.
- Refer to the technical documentation procedure (AMM) to remove the equipment and furnishings as necessary and to get access to the work zone..

3.B.2. Procedure

Before you remove the equipment items, do a check of the PRE MOD MP/N of the V.E.M.D (a) and the CAD (b). Refer to paragraph [2.C.](#) and Appendix [4.A.](#)

NOTE 1

The customer will not replace the former CAD (b) if the helicopter has the former V.E.M.D (a) MP/N B19030LB04 (P/N 704A47270176) or MP/N B19030LC04 (P/N 704A47270180).

Refer to [Figure 1](#)

- Remove the V.E.M.D (a) and CAD (b). Refer to Task 31-60-01-061 (AMM) and Task 31-51-01-061 (AMM).
- Send back the V.E.M.D (a) and the CAD (b). Refer to paragraph [2.D.](#)
- Make sure that the V.E.M.D (1) and the CAD (2) MP/Nos. sent back by the manufacturer are correct. Refer to paragraph [2.C.](#) and Appendix [4.A.](#)
- Install the V.E.M.D (1) and the CAD (2). Refer to Task 31-60-01-061 (AMM) and Task 31-51-01-061 (AMM).

3.B.3. Tests

- Set the helicopter to test condition.
- Connect all the electrical power supplies again.
- Energize the helicopter electrical systems.
- Do a test of the V.E.M.D (1) and the CAD (2). Refer to Task 31-60-01-061 (AMM) and Task 31-51-01-061 (AMM).

No. EC155-31-029

3.B.4. Final steps

- De-energize the helicopter electrical systems.
- Clean and apply the close-up procedure to the work areas and the helicopter. Refer to Work Card 20-07-03-408 (MTC).
- Refer to the technical documentation procedure (AMM) to install the equipment and furnishings that you removed during the preliminary steps (paragraph [3.B.1.](#) of this Service Bulletin).
- Connect all the electrical power supplies again.
- Remove the access equipment.
- Set the helicopter to flight condition.

3.B.5. Ground run-up / Flight test

Do two run-ups to update the NG cycles (Gas generator rpm) and NF cycles (Free Turbine rpm). Refer to the Flight Manual (FLM).

NOTE 2

It is necessary to disconnect the electrical power supply at the "BAT/ESS" button on the "12 ALPHA" control panel between the two run-ups.

3.C. RECORD OF COMPLIANCE

Compliance with this document:

- Record the full compliance with this Service Bulletin, with the revision number, in the helicopter documents.
- Record the full compliance with this Service Bulletin (see IN 3643-I-00 for instructions):
QR code or hypertext link



NOTE 3

The recording of compliance with Service Bulletins in the R-TEX tool does not replace the recording in the helicopter documents.

[SB EC155-31-029](#)

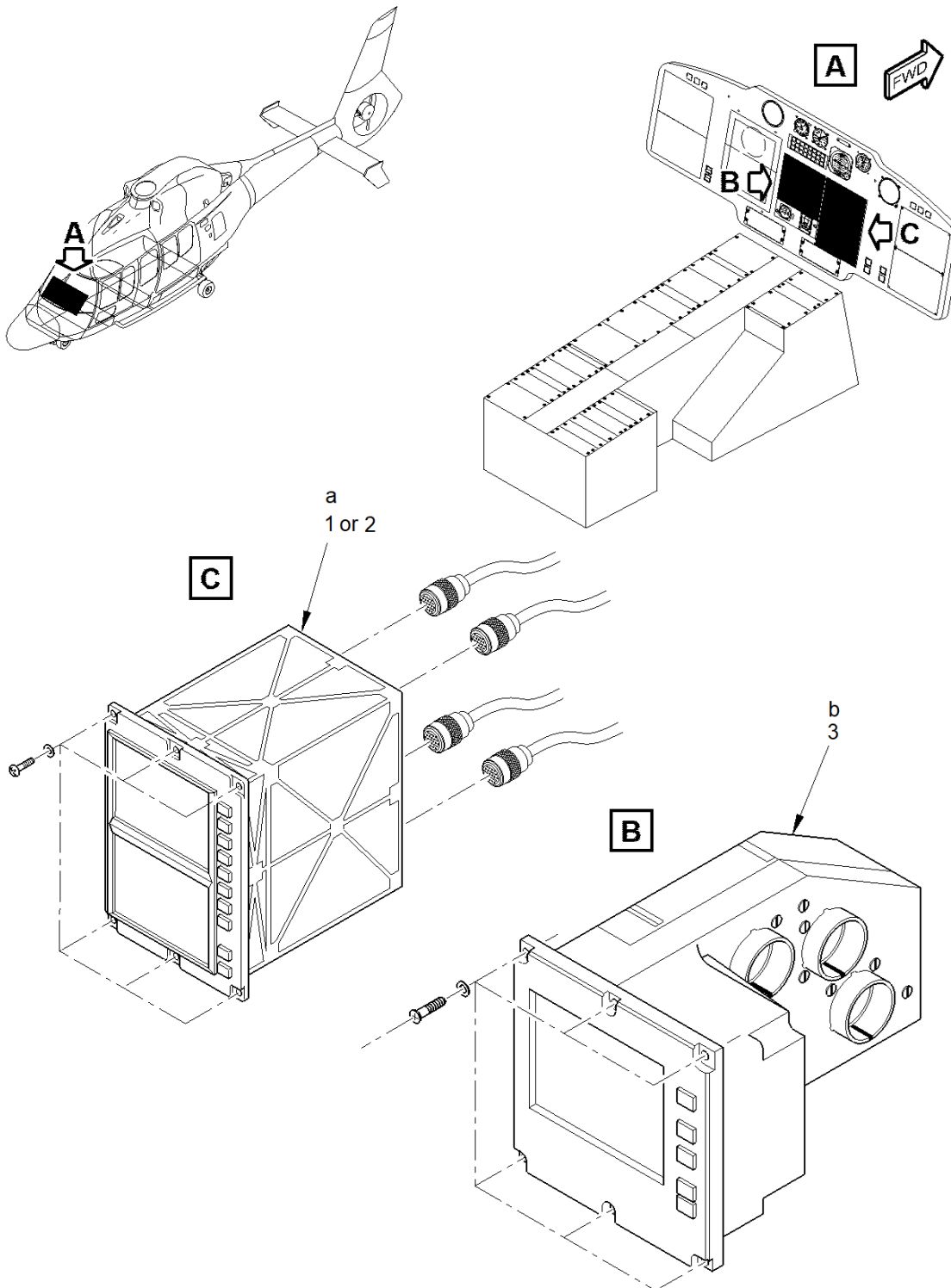
Tracking of modifications in the documentation:

- Record the full embodiment of modification 0731C08 in the helicopter documents.
- Record the removal of the V.E.M.D and CAD in its Log Card. Refer to Work Card 20-08-50-101 (MTC).
- Record the installation of the V.E.M.D and CAD in its Log Card. Refer to Work Card 20-08-50-101 (MTC).

3.D. OPERATING AND MAINTENANCE INSTRUCTIONS

Not applicable.

No. EC155-31-029



Back to paragraph [3.B.2.](#)

Figure 1

PAGE KEPT BLANK DELIBERATELY

No. EC155-31-029

4. APPENDIX

4.A. CONFIGURATION TABLE OF THE VEMD AND CAD

PRE MOD						POST MOD					
VEMD (non NVG)			CAD (non NVG)			VEMD (NVG)			CAD (NVG)		
Hardware	Software conf	Configured VEMD	Hardware	Software conf	Configured CAD	Hardware	Software conf	Configured VEMD	Hardware	Software conf	Configured CAD
B19030HB04 (704A47270174)	707A49438100	365A611775.03	C19243CB04 (704A47270175)	707A49438153	365P614915.00	B19030LC04 (704A47270180)	707A49438100	365P614960.11	C19243DC04 (704A47270182)	707A49438153	365P614961.15
				707A49438192	365P614926.01					707A49438192	365P611775.09
				707A49438213	365P614926.02					707A49438213	365P614961.16
				707A49438383	365P614926.08					707A49438383	365P614926.04
				707A49439248	365P614926.11					707A49439248	365P614961.19
	707A49438210	365P614927.02	C19243CB04 (704A47270175)	707A49438153	365P614915.00		707A49438210	365A611775.08	C19243DC04 (704A47270182)	707A49438153	365P614961.15
				707A49438192	365P614926.01					707A49438192	365P611775.09
				707A49438213	365P614926.02					707A49438213	365P614961.16
				707A49438383	365P614926.08					707A49438383	365P614926.04
				707A49439248	365P614926.11					707A49439248	365P614961.19
	707A49439250	365P614960.03	C19243CB04 (704A47270175)	707A49438153	365P614915.00		707A49439250	365P614960.16	C19243DC04 (704A47270182)	707A49438153	365P614961.15
				707A49438192	365P614926.01					707A49438192	365P611775.09
				707A49438213	365P614926.02					707A49438213	365P614961.16
				707A49438383	365P614926.08					707A49438383	365P614926.04
				707A49439248	365P614926.11					707A49439248	365P614961.19

Back to paragraph [3.B.2.](#)

PAGE KEPT BLANK DELIBERATELY

No. EC155-31-029

PRE MOD						POST MOD					
VEMD (non NVG)			CAD (non NVG)			VEMD (NVG)			CAD (NVG)		
Hardware	Software conf	Configured VEMD	Hardware	Software conf	Configured CAD	Hardware	Software conf	Configured VEMD	Hardware	Software conf	Configured CAD
B19030HB04 (704A47270174)	707A49438100	365A611775.03	C19243CB04 (704A47270175)	707A49438153	365P614915.00	B19030LE04 (704A47270238)	707A49438100	365P614960.12	C19243DC04 (704A47270182)	707A49438153	365P614961.15
				707A49438192	365P614926.01					707A49438192	365P611775.09
				707A49438213	365P614926.02					707A49438213	365P614961.16
				707A49438383	365P614926.08					707A49438383	365P614926.04
				707A49439248	365P614926.11					707A49439248	365P614961.19
	707A49438210	365P614927.02	C19243CB04 (704A47270175)	707A49438153	365P614915.00		707A49438210	365A611775.15	C19243DC04 (704A47270182)	707A49438153	365P614961.15
				707A49438192	365P614926.01					707A49438192	365P611775.09
				707A49438213	365P614926.02					707A49438213	365P614961.16
				707A49438383	365P614926.08					707A49438383	365P614926.04
				707A49439248	365P614926.11					707A49439248	365P614961.19
	707A49439250	365P614960.03	C19243CB04 (704A47270175)	707A49438153	365P614915.00		707A49439250	365P614960.17	C19243DC04 (704A47270182)	707A49438153	365P614961.15
				707A49438192	365P614926.01					707A49438192	365P611775.09
				707A49438213	365P614926.02					707A49438213	365P614961.16
				707A49438383	365P614926.08					707A49438383	365P614926.04
				707A49439248	365P614926.11					707A49439248	365P614961.19

Back to paragraph [3.B.2.](#)

PAGE KEPT BLANK DELIBERATELY

No. EC155-31-029

PRE MOD						POST MOD					
VEMD (non NVG)			CAD (non NVG)			VEMD (NVG)			CAD (NVG)		
Hardware	Software conf	Configured VEMD	Hardware	Software conf	Configured CAD	Hardware	Software conf	Configured VEMD	Hardware	Software conf	Configured CAD
B19030HC04 (704A47270179)	707A49438100	365P614927.00	C19243CC04 (704A47270181)	707A49438153	365P614926.00	B19030LC04 (704A47270180)	707A49438100	365P614960.11	C19243DC04 (704A47270182)	707A49438153	365P614961.15
				707A49438192	365A611775.07					707A49438192	365P611775.09
				707A49438383	365P614926.06					707A49438383	365P614926.04
				707A49438409	365P614926.05					707A49438409	365P614961.18
				707A49439248	365P614926.13					707A49439248	365P614961.19
	707A49438133	365A611775.05	C19243CC04 (704A47270181)	707A49438153	365P614926.00		707A49438133	365P614960.13	C19243DC04 (704A47270182)	707A49438153	365P614961.15
				707A49438192	365A611775.07					707A49438192	365P611775.09
				707A49438383	365P614926.06					707A49438383	365P614926.04
				707A49438409	365P614926.05					707A49438409	365P614961.18
				707A49439248	365P614926.13					707A49439248	365P614961.19
	707A49438210	365A611775.06	C19243CC04 (704A47270181)	707A49438153	365P614926.00		707A49438210	365A611775.08	C19243DC04 (704A47270182)	707A49438153	365P614961.15
				707A49438192	365A611775.07					707A49438192	365P611775.09
				707A49438383	365P614926.06					707A49438383	365P614926.04
				707A49438409	365P614926.05					707A49438409	365P614961.18
				707A49439248	365P614926.13					707A49439248	365P614961.19
	707A49439250	365P614960.05	C19243CC04 (704A47270181)	707A49438153	365P614926.00		707A49439250	365P614960.16	C19243DC04 (704A47270182)	707A49438153	365P614961.15
				707A49438192	365A611775.07					707A49438192	365P611775.09
				707A49438383	365P614926.06					707A49438383	365P614926.04
				707A49438409	365P614926.05					707A49438409	365P614961.18
				707A49439248	365P614926.13					707A49439248	365P614961.19

Back to paragraph [3.B.2.](#)

PAGE KEPT BLANK DELIBERATELY

No. EC155-31-029

PRE MOD						POST MOD					
VEMD (non NVG)			CAD (non NVG)			VEMD (NVG)			CAD (NVG)		
Hardware	Software conf	Configured VEMD	Hardware	Software conf	Configured CAD	Hardware	Software conf	Configured VEMD	Hardware	Software conf	Configured CAD
B19030HC04 (704A47270179)	707A49438100	365P614927.00	C19243CC04 (704A47270181)	707A49438153	365P614926.00	B19030LE04 (704A47270238)	707A49438100	365P614960.12	C19243DC04 (704A47270182)	707A49438153	365P614961.15
				707A49438192	365A611775.07					707A49438192	365P611775.09
				707A49438383	365P614926.06					707A49438383	365P614926.04
				707A49438409	365P614926.05					707A49438409	365P614961.18
				707A49439248	365P614926.13					707A49439248	365P614961.19
	707A49438133	365A611775.05	C19243CC04 (704A47270181)	707A49438153	365P614926.00		707A49438133	365P614960.14	C19243DC04 (704A47270182)	707A49438153	365P614961.15
				707A49438192	365A611775.07					707A49438192	365P611775.09
				707A49438383	365P614926.06					707A49438383	365P614926.04
				707A49438409	365P614926.05					707A49438409	365P614961.18
				707A49439248	365P614926.13					707A49439248	365P614961.19
	707A49438210	365A611775.06	C19243CC04 (704A47270181)	707A49438153	365P614926.00		707A49438210	365A611775.15	C19243DC04 (704A47270182)	707A49438153	365P614961.15
				707A49438192	365A611775.07					707A49438192	365P611775.09
				707A49438383	365P614926.06					707A49438383	365P614926.04
				707A49438409	365P614926.05					707A49438409	365P614961.18
				707A49439248	365P614926.13					707A49439248	365P614961.19
	707A49439250	365P614960.05	C19243CC04 (704A47270181)	707A49438153	365P614926.00		707A49439250	365P614960.17	C19243DC04 (704A47270182)	707A49438153	365P614961.15
				707A49438192	365A611775.07					707A49438192	365P611775.09
				707A49438383	365P614926.06					707A49438383	365P614926.04
				707A49438409	365P614926.05					707A49438409	365P614961.18
				707A49439248	365P614926.13					707A49439248	365P614961.19

Back to paragraph [3.B.2.](#)

PAGE KEPT BLANK DELIBERATELY

No. EC155-31-029

PRE MOD				POST MOD			
VEMD (non NVG)		CAD (NVG)		VEMD (NVG)		CAD (NVG)	
MP/N B19030LB04	P/N 704A47270176	MP/N C19243DC04	P/N 704A47270182	MP/N B19030LE04	P/N 704A47270238	MP/N C19243DC04	P/N 704A47270182
707A49438100		707A49438153		707A49438100		707A49438153	
		707A49438192				707A49438192	
		707A49438213				707A49438213	
		707A49438383				707A49438383	
		707A49439248				707A49439248	
707A49438193		707A49438153		707A49438193		707A49438153	
		707A49438192				707A49438192	
		707A49438213				707A49438213	
		707A49438383				707A49438383	
		707A49439248				707A49439248	
707A49438210		707A49438153		707A49438210		707A49438153	
		707A49438192				707A49438192	
		707A49438213				707A49438213	
		707A49438383				707A49438383	
		707A49439248				707A49439248	
707A49439250		707A49438153		707A49439250		707A49438153	
		707A49438192				707A49438192	
		707A49438213				707A49438213	
		707A49438383				707A49438383	
		707A49439248				707A49439248	
707A49439394		707A49438153		707A49439394		707A49438153	
		707A49438192				707A49438192	
		707A49438213				707A49438213	
		707A49438383				707A49438383	
		707A49439248				707A49439248	

PAGE KEPT BLANK DELIBERATELY

No. EC155-31-029

PRE MOD				POST MOD			
VEMD (non NVG)		CAD (NVG)		VEMD (NVG)		CAD (NVG)	
MP/N B19030LC04	P/N 704A47270180	MP/N C19243DC04	P/N 704A47270182	MP/N B19030LE04	P/N 704A47270238	MP/N C19243DC04	P/N 704A47270182
707A49438100			707A49438153	707A49438100			707A49438153
			707A49438192				707A49438192
			707A49438213				707A49438213
			707A49438383				707A49438383
			707A49439248				707A49439248
707A49438133			707A49438153	707A49438133			707A49438153
			707A49438192				707A49438192
			707A49438213				707A49438213
			707A49438383				707A49438383
			707A49439248				707A49439248
707A49438210			707A49438153	707A49438210			707A49438153
			707A49438192				707A49438192
			707A49438213				707A49438213
			707A49438383				707A49438383
			707A49439248				707A49439248
707A49439250			707A49438153	707A49439250			707A49438153
			707A49438192				707A49438192
			707A49438213				707A49438213
			707A49438383				707A49438383
			707A49439248				707A49439248
707A49439394			707A49438153	707A49439394			707A49438153
			707A49438192				707A49438192
			707A49438213				707A49438213
			707A49438383				707A49438383
			707A49439248				707A49439248

Back to paragraph [3.B.2.](#)