




6 **Controle d'execution des modifications et des Services Bulletins**
Modification and Service Bulletin checking

Numero No	Nature de la modification Type of modification	Unite ou societe d'execution Performing unit or contractor	Date d'execution et tampon de controle Performing date and inspection stamp
MY0005-10		EC	03/12/99 HN 

5	Unite ou societe Contractor	Date Date	Version et No Appareil Aircraft Version and S/N	Fonctionnement Operation			Attestation/ Certif 
				Support Support	Partiel Partial	Total Total	
	EC	03/12/99				0	Fab / manuf Receipt / Receipt
							Destockage depreservation
							V.P / periodic overhaul
	EC	12-99	EC120B 1089	OH		OH	Montage Fitting 

FICHE MATRICULE / LOG CARD * Fiche no 01
Log card no

Fiche suivieuse Materiel neuf / *Follow-up Sheet for new equipment*

1

Denomination Name	MRP MRH	Main Rotor Head
Nomenclature OTAN NATO Nomenclature	Reference EC	C622 A0101055
EC Part number	Reference fabricant Manufacturer's Part number	Code OTAN fabricant F0210 NATO manuf code
Configuration livraison Delivery configuration	Numero de serie Serial number	Version Version
Fabricant Supplier	M 189 EUROCOPTER	Amendments Amendments
		Type Type
		EC120

2 **Marche ou commande / Contract or order**

Reference	Date
Reference	Date
Organisme emetteur Issuing agency	No ou lot Kit no
Fournisseur Contractor	Adresse address

3 **Garantie / Guarantee**

Materiel Material	Date de livraison Date of delivery	Duree garantie de stockage guaranteed storage period	Date de mise en service Service date	Duree Garantie de fonctionnement Guarantee operation
Fab/Man				

4 **Renseignements particuliers / Special information**

Annexe au tableau 4: Appendix to table 4	NON/NO	Nb de pages : Number of pages
Inventaire des pieces a Duree de Vie: Inventory of lifed components	OUI/YES	Nb de pages : 06 Number of pages
Fiche Matricule de Transfert: Transfer sheet	NON/NO	Nb de fiches : Number of sheet

Limite de fonctionnement Operating limit	Limite de vie Life limit
---	-----------------------------

INVENTAIRE DES COMPOSANTS
INVENTORY OF COMPONENTS

- 1- Date de pose - *Date of installation*
- 2- Numero de serie - *Serial number*
- 3- Heures de fonctionnement du composants
Operating time of component
- 4- Heures de fonctionnement de l'ensemble
Operating time of assembly
- 5- NB cycles du composant
Component number of cycles
- 6- NB cycles ensemble
Assembly number of cycles
- 7- Version - *Version*

POSE INSTALLATION (*)			
1	3	5	7
2	4	6	

DESIGNATION ENSEMBLE <i>ASSEMBLY DESIGNATION</i>	REFERENCE ENSEMBLE <i>ASSEMBLY REFERENCE</i>	NO DE SERIE <i>SERIAL NUMBER</i>	VERSION <i>VERSION</i>
MRP	C622 A0101055	M 189	

COMPOSANTS **COMPONENTS**

REFERENCE <i>DESIGNATION</i>	POSE <i>INSTALLATION (*)</i>			ECHANGES <i>REPLACEMENTS (*)</i>				Renseignements particuliers <i>Special information</i>
C622A1002103 CORPS DE MOYEU ROTOR HUB	1999/12	00000	/////					
	M 111	00000	/////					
C622A1003102 ENTRAINEUR DE COMPAS SCISSORS DRIVER	1999/12	00000	/////					
	DA 12	00000	/////					
C622A1006102 FERRURE ADAPTATEUR I LOWER DAMPER FITTING	1999/12	00000	/////					
	M 175	00000	/////					
C622A1006102 FERRURE ADAPTATEUR I LOWER DAMPER FITTING	1999/12	00000	/////					
	M 179	00000	/////					
C622A1006102 FERRURE ADAPTATEUR I LOWER DAMPER FITTING	1999/12	00000	/////					
	M 196	00000	/////					
C622A1007102 FERRURE ADAPTATEUR S UPPER DAMPER FITTING	1999/12	00000	/////					
	M 185	00000	/////					
C622A1007102 FERRURE ADAPTATEUR S UPPER DAMPER FITTING	1999/12	00000	/////					
	M 302	00000	/////					
C622A1007102 FERRURE ADAPTATEUR S UPPER DAMPER FITTING	1999/12	00000	/////					
	M 304	00000	/////					

INVENTAIRE DES COMPOSANTS
INVENTORY OF COMPONENTS

- 1- Date de pose - Date of installation
- 2- Numero de serie - Serial number
- 3- Heures de fonctionnement du composants
Operating time of component
- 4- Heures de fonctionnement de l'ensemble
Operating time of assembly
- 5- NB cycles du composant
Component number of cycles
- 6- NB cycles ensemble
Assembly number of cycles
- 7- Version - Version

POSE INSTALLATION (*)			
1	3	5	7
2	4	6	

DESIGNATION ENSEMBLE ASSEMBLY DESIGNATION	REFERENCE ENSEMBLE ASSEMBLY REFERENCE	NO DE SERIE SERIAL NUMBER	VERSION VERSION
MRP	C622 A0101055	M 189	

COMPOSANTS COMPONENTS

REFERENCE DESIGNATION	POSE INSTALLATION (*)			ECHANGES REPLACEMENTS (*)				Renseignements particuliers Special information
C622A2002102 LEVIER DE PAS PITCH CONTROL HORN	1999/12	00000	/////					
	DA 170	00000	/////					
C622A2002102 LEVIER DE PAS PITCH CONTROL HORN	1999/12	00000	/////					
	DA 177	00000	/////					
C622A2002102 LEVIER DE PAS PITCH CONTROL HORN	1999/12	00000	/////					
	DA 222	00000	/////					
C622A2006601 BROCHE DE PALE BLADE PIN	1999/12	00000	/////					
	M 965	00000	/////					
C622A2006601 BROCHE DE PALE BLADE PIN	1999/12	00000	/////					
	M 974	00000	/////					
C622A2006601 BROCHE DE PALE BLADE PIN	1999/12	00000	/////					
	M 978	00000	/////					
C622A2006601 BROCHE DE PALE BLADE PIN	1999/12	00000	/////					
	M 982	00000	/////					
C622A2006601 BROCHE DE PALE BLADE PIN	1999/12	00000	/////					
	M 1001	00000	/////					

INVENTAIRE DES COMPOSANTS
INVENTORY OF COMPONENTS

- 1- Date de pose - Date of installation
- 2- Numero de serie - Serial number
- 3- Heures de fonctionnement du composants
Operating time of component
- 4- Heures de fonctionnement de l'ensemble
Operating time of assembly
- 5- NB cycles du composant
Component number of cycles
- 6- NB cycles ensemble
Assembly number of cycles
- 7- Version - Version

POSE INSTALLATION (*)			
1	3	5	7
2	4	6	

DESIGNATION ENSEMBLE ASSEMBLY DESIGNATION	REFERENCE ENSEMBLE ASSEMBLY REFERENCE	NO DE SERIE SERIAL NUMBER	VERSION VERSION
MRP	C622 A0101055	M 189	

COMPOSANTS COMPONENTS

REFERENCE DESIGNATION	POSE INSTALLATION (*)			ECHANGES REPLACEMENTS (*)			Renseignements particuliers Special information	
C622A2006601 BROCHE DE PALE BLADE PIN	1999/12	00000	/////					
	M 1042	00000	/////					
C622A2008101 MANCHON SUPERIEUR UPPER SLEEVE FLANGE	1999/12	00000	/////					
	M 115	00000	/////					
C622A2008101 MANCHON SUPERIEUR UPPER SLEEVE FLANGE	1999/12	00000	/////					
	M 123	00000	/////					
C622A2008101 MANCHON SUPERIEUR UPPER SLEEVE FLANGE	1999/12	00000	/////					
	M 142	00000	/////					
C622A2009101 MANCHON INFERIEUR LOWER SLEEVE FLANGE	1999/12	00000	/////					
	M 109	00000	/////					
C622A2009101 MANCHON INFERIEUR LOWER SLEEVE FLANGE	1999/12	00000	/////					
	M 123	00000	/////					
C622A2009101 MANCHON INFERIEUR LOWER SLEEVE FLANGE	1999/12	00000	/////					
	M 126	00000	/////					
7050A3622022 BUTEE SHERIQUE SPHERICAL BEARING	1999/12	00000	/////					
	0235	00000	/////					

INVENTAIRE DES COMPOSANTS
INVENTORY OF COMPONENTS

- 1- Date de pose - Date of installation
- 2- Numero de serie - Serial number
- 3- Heures de fonctionnement du composants
Operating time of component
- 4- Heures de fonctionnement de l'ensemble
Operating time of assembly
- 5- NB cycles du composant
Component number of cycles
- 6- NB cycles ensemble
Assembly number of cycles
- 7- Version - Version

POSE INSTALLATION (*)			
1	3	5	7
2	4	6	

DESIGNATION ENSEMBLE ASSEMBLY DESIGNATION	REFERENCE ENSEMBLE ASSEMBLY REFERENCE	NO DE SERIE SERIAL NUMBER	VERSION VERSION
MRP	C622 A0101055	M 189	

COMPOSANTS COMPONENTS

REFERENCE DESIGNATION	POSE INSTALLATION (*)			ECHANGES REPLACEMENTS (*)			Renseignements particuliers Special information
7050A3622022 BUTEE SHERIQUE SPHERICAL BEARING	1999/12	00000	//////				
	0255	00000	//////				
7050A3622022 BUTEE SHERIQUE SPHERICAL BEARING	1999/12	00000	//////				
	0284	00000	//////				
7050A3622023 EMBOUT D'ADAPTATEUR DAMPER END	1999/12	00000	//////	18.12.05	0		
	615	00000	//////	B195	1470.0		
7050A3622023 EMBOUT D'ADAPTATEUR DAMPER END	1999/12	00000	//////	13.12.05	0		
	616	00000	//////	B200	1470.0		
7050A3622023 EMBOUT D'ADAPTATEUR DAMPER END	1999/12	00000	//////	13.12.05	0		
	621	00000	//////	B143	1470.0		
7050A3622024 EMBOUT D'ADAPTATEUR DAMPER END	1999/12	00000	//////	13.12.05	0		
	566	00000	//////	B00310	1470.0		
7050A3622024 EMBOUT D'ADAPTATEUR DAMPER END	1999/12	00000	//////	13.12.05	0		
	567	00000	//////	B00305	1470.0		
7050A3622024 EMBOUT D'ADAPTATEUR DAMPER END	1999/12	00000	//////	13.12.05	0		
	569	00000	//////	B00303	1470.0		

REFER NEXT
PAGE!

INVENTAIRE DES COMPOSANTS

INVENTORY OF COMPONENTS

- 1- Date de pose - Date of installation
- 2- Numero de serie - Serial number
- 3- Heures de fonctionnement du composants
Operating time of component
- 4- Heures de fonctionnement de l'ensemble
Operating time of assembly
- 5- NB cycles du composant
Component number of cycles
- 6- NB cycles ensemble
Assembly number of cycles
- 7- Version - Version

POSE INSTALLATION (*)			
1	3	5	7
2	4	6	

DESIGNATION ENSEMBLE ASSEMBLY DESIGNATION	REFERENCE ENSEMBLE ASSEMBLY REFERENCE	NO DE SERIE SERIAL NUMBER	VERSION VERSION
--	--	------------------------------	--------------------

COMPOSANTS COMPONENTS

REFERENCE DESIGNATION	POSE INSTALLATION (*)			ECHANGES REPLACEMENTS (*)				Renseignements particuliers Special information
7050A3622023 DAMPER END	15.03.2017	0						
	F275	2899.90						
7050A3622023 DAMPER END	15.03.2017	0						
	F498	2899.90						
7050A3622023 DAMPER END	15.03.2017	0						
	F230	2899.90						
7050A3622024 DAMPER END	15.03.2017	0						
	F666	2899.90						
7050A3622024 DAMPER END	15.03.2017	0						
	F817	2899.90						
7050A3622024 DAMPER END	15.03.2017	0						
	F759	2899.90						
7050A3600004 DAMPER END	14.1.2010	0						
	C510	2042.4						

INVENTAIRE DES COMPOSANTS
INVENTORY OF COMPONENTS

- 1- Date de pose - Date of installation
- 2- Numero de serie - Serial number
- 3- Heures de fonctionnement du composants
Operating time of component
- 4- Heures de fonctionnement de l'ensemble
Operating time of assembly
- 5- NB cycles du composant
Component number of cycles
- 6- NB cycles ensemble
Assembly number of cycles
- 7- Version - Version

POSE INSTALLATION (*)			
1	3	5	7
2	4	6	

DESIGNATION ENSEMBLE ASSEMBLY DESIGNATION	REFERENCE ENSEMBLE ASSEMBLY REFERENCE	NO DE SERIE SERIAL NUMBER	VERSION VERSION
MRP	C622 A0101055	M 189	

COMPOSANTS COMPONENTS

REFERENCE DESIGNATION	POSE INSTALLATION (*)			ECHANGES REPLACEMENTS (*)			Renseignements particuliers Special information
7050A3622037 VIS SPECIALE BUTEE S BOLT(SHERICAL BEARIN	1999/12	00000	/////				
	350	00000	/////				
7050A3622037 VIS SPECIALE BUTEE S BOLT(SHERICAL BEARIN	1999/12	00000	/////				
	580	00000	/////				
7050A3622037 VIS SPECIALE BUTEE S BOLT(SHERICAL BEARIN	1999/12	00000	/////				
	606	00000	/////				
7050A3622037 VIS SPECIALE BUTEE S BOLT(SHERICAL BEARIN	1999/12	00000	/////				
	712	00000	/////				
7050A3622037 VIS SPECIALE BUTEE S BOLT(SHERICAL BEARIN	1999/12	00000	/////				
	749	00000	/////				
7050A3622037 VIS SPECIALE BUTEE S BOLT(SHERICAL BEARIN	1999/12	00000	/////				
	750	00000	/////				
7050A3622044 ADAPTATEUR DE FREQUE DAMPER	1999/12	00000	/////	16/08/18	0	-	
	0341	00000	/////	2606	3164.60	-	
7050A3622044 ADAPTATEUR DE FREQUE DAMPER	1999/12	00000	/////	16/08/18	0	-	
	0343	00000	/////	2615	3164.60	-	

