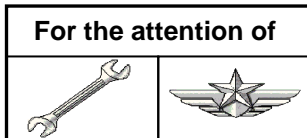


No. 3476-I-12

Information Notice

SUBJECT: SERVICING – Disinfection of the Helicopter Interior and the External handles

Virus Outbreaks of the Novel Corona Virus (SARS-CoV-2)



AFFECTED HELICOPTERS	Model(s)	
	Civil	Military
EC120	B	–
AS350	B, BA, BB, B1, B2, B3, D	L1
AS550	–	A2, C2, C3, U2
AS355	E, F, F1, F2, N, NP	–
AS555	–	AF, AN, SN, UF, UN, (AP)
EC130	B4, T2	–
SA365 / AS365	C, C1, C2, C3, N, N1, N2, N3	F, Fs, Fi, K, K2
AS565	–	MA, MB, SA, SB, UB, MBe
SA366	G1	GA
EC155	B, B1	–
SA330	J	Ba, L, Jm, S1, Sm
SA341	G	B, C, D, E, F, H
SA342	J	L, L1, M, M1, Ma
ALOUETTE II	313B, 3130, 318B, 318C, 3180, 3180B, 3180C	–
ALOUETTE III	316B, 316C, 3160, 319B	–
LAMA	315B	–
EC225	LP	–
EC725	–	AP
AS332	C, C1, L, L1, L2	B, B1, F1, M, M1
AS532	–	A2, U2, AC, AL, SC, UE, UL
EC175	B	–
BO105	C (C23, CB, CB-4, CB-5), D (DB, DBS, DB-4, DBS-4, DBS-5), S (CS, CBS, CBS-4, CBS-5), LS A-3	CBS-5 KLH, E-4
MBB-BK117	A-1, A-3, A-4, B-1, B-2, C-1, C-2, C-2e, D-2, D-2m, D-3, D-3m	D-2m, D-3m
EC135	T1, T2, T2+, T3, P1, P2, P2+, P3, EC635 T1, EC635 T2+, EC635 T3, EC635 P2+, EC635 P3, T3H, P3H, EC635 T3H, EC635 P3H	–

Reason for Revision 2: With this revision, Airbus Helicopters updates the information provided in section 3.3 regarding the cleaning of the equipment screens as well as the information provided in section 3.4 regarding closed UV-C disinfection systems.

No. 3476-I-12

1. INTRODUCTION

Due to the current concern regarding the spread of the Corona Virus recently renamed SARS-CoV-2, and the respective coronavirus disease 2019 (COVID-19), Airbus Helicopters would like to remind Operators about recommendations and guidance related to helicopter cleaning and disinfection.

This Information Notice (IN) applies to all Airbus Helicopters products. Specific disinfection details for the EC135 (all) can be found in AMM 12-30-00, 3-6, for the MBB-BK117 C-2 in AMM 12-30-00, 7-5 and for the MBB-BK117 D-2 in AMM 12-30-00, 3-1.

Revision 1 to the IN is to provide additional guidance material in determining disinfection materials and procedures related to indirect contamination on Helicopters, workplaces and tools including, the application procedures for reference. Direct contamination between humans is based on application of good hygiene practices and is not covered in this IN.

This revision also provides information related to air conditioning systems, curtains / carpets, windshields and equipment screens, and Ozone converters with UV lamp.

2. DESCRIPTION

For best cleaning and disinfection results, Airbus Helicopters recommends (when practical) to remove any interior items including; seat cushions, protective covers, curtain, cabinets and equipment for improved access. The interior of aircraft should be cleaned in accordance with the published procedures prior to carrying out the disinfection. The removed equipment can therefore be disinfected in accordance with the appropriate manufacturer specifications (when available).

Cleaning: refers to the removal of pathogens (for example: Germs / Virus), dirt, and impurities from surfaces. Cleaning does not kill pathogens, but by removing them, it lowers the numbers and the risk of spreading infection.

Disinfecting: refers to using chemicals to kill pathogens on surfaces. This process does not necessarily clean dirty surfaces or remove pathogens. Cleaning is therefore beneficial to effective Disinfection, which then can kill the remaining pathogens on a surface, therefore lowering the risk of spreading infection.

Airbus Helicopters have two recommended Consumable Materials (CM) for disinfection usage. These products are identified as Dismozon Pur (CM 2002) and Kohrsolin extra (CM 2009).

More information on CM 2002 and CM 2009, respectively the successors Dismozon plus and Kohrsolin Extra are provided on the manufacturer's homepage available at the links below and in the Standard Practices Manual MTC 20-01-01-102 (Table 03 – Cleaning Agents). Disinfection products should be applied, using pre-impregnated wipes (scrub and wipe technique) to keep the materials localized.

- https://productcatalogue.bode-chemie.com/products/surface/product-information/dismozon_plus_int.pdf
- https://productcatalogue.bode-chemie.com/products/surface/product-information/kohrsolin_ff_int.pdf

Disinfectants can be used on the installed aircraft interior and exterior handles including:

- Covers
- Floor
- Paneling including; sides, overhead and the cargo compartment
- Windows (refer to details in table 1 below and §3.3 of this IN)
- Internal and external handles
- Seat belt buckles (Do not apply to Seat belt webbing)
 - Seat Belt webbing should be cleaned with Soap and water unless specified otherwise in the CMM
- Seats and seat covers

No. 3476-I-12

Note: Apply disinfection products carefully - Damage to parts surface may occur when the surface protection of the relevant component is deteriorated.

In order to avoid damage during disinfectant application, **prevent the following:**

- General high volume spraying, evaporation or uncontrolled application in the interior of the helicopter
 - Controlled localized spray bottle application is considered acceptable. Particular caution needs to be exercised to avoid overspray on electronic devices and to avoid accumulation of disinfectant in areas that cannot be wiped clean
- Puddle formation and penetration in crevices / joints etc.
- Contact with electric or electronic components
- Contact with cockpit displays, glass covers on flight instruments and any equipment screen surfaces.

Personnel using such disinfection products shall follow the manufacturer's safety advice and use appropriate Personal Protection Equipment (PPE).

Regarding the use of alternate Consumable Materials Airbus Helicopters refers Operators to the note in MTC 20-01-01-102.

NOTE: Equivalent materials of other manufacturers may be used as alternate selections to those listed here. The equivalence of those materials is to be confirmed by the operators.

Due to the current difficulty in obtaining disinfection supplies Airbus provide the following details to assist operators in locating an appropriate alternate material.

The List of Recommended Disinfectant (table 1) details products that are compliant with:

- Efficiency against SARS-CoV-2 or Coronavirus (CoV) strain by:
 - Compliance with DIN EN 14476

Note: not all manufacturers have received confirmation of efficiency against SAR-CoV-2 as tests are still running. The efficiency is proven against coronavirus (CoV) strain.
- Aeronautical Specifications:
 - Compliance with international aeronautical or OEM specifications
- Aeronautical materials compatibility:
 - Compliance with SAE-AMS1452 or,
 - Compliance with SAE-AMS-1453

Disinfection details are defined for:

- Helicopter interior / exterior
- Out of helicopter including tools and workspaces
- Screen and Instruments

Product information are included in Appendix 1 to this IN and include Identification – Application – Storage – Handling – Properties – Personal protective equipment and Transport information.

Note: These details are provided as guidance and do not replace any other manufacturer or suppliers instructions.

No. 3476-I-12

Table 1
LIST OF RECOMMENDED DISINFECTANT

Sheet	TRADE NAME	MANUFACTURER	EFFICIENCY	AERONAUTICAL SPECIFICATIONS	MATERIAL COMPATILTY	LINK	H/C (interior (except screen)+ exterior + Windows)	OUT of H/C (Tools, workspaces)	Screen and instrument
1	RTU AVIATION CLEANER DISINFECTANT	ZEP INDUSTRIE	Coronavirus (EN 14476)	AMS1452A AMS 1550 B AMS 1526 B ASTM F 519-97 Boeing D6-7127 Boeing D6-17487 CML 14008-B	COMPLIANT with AMS1452A	https://www.zep.com/product/zepcorporate/zep-aviation-rtu-cleaner-disinfectant	YES (no technical objection)	YES (no technical objection)	OUT OF SCOPE
2	CALLA 1452 / CALLA 1452 RTU	ZIP CHEM	Coronavirus (EN 14476)	AMS1452A AMS1453 AMS 1550 B AMS 1530 B ASTM F 519-97 Boeing D6-7127 Boeing D6-17487 NSN: 6840-01-561-3126	COMPLIANT with AMS1452A	https://zipchem.com/Pages/optional-backgrounds/c1452.htm	YES (no technical objection)	YES (no technical objection)	OUT OF SCOPE
3	NETBIOKEM DSAM	PSA	Coronavirus (EN 14476)	AMS 1452 AMS 1526 CML-14-006C CML 14-012A	COMPLIANT with AMS1452A	https://www.psa-paris.com/fr/catalogue-produits/netbiokem-dsam/	YES (no technical objection)	YES (no technical objection)	OUT OF SCOPE
4	KI-OSE 320 wipe	CALLINGTON / PSA	Coronavirus (EN 14476)	AMS 1453 BOEING D6-7127 CML 14-012	COMPLIANT with AMS1453	https://www.psa-paris.com/catalogue-produits/ki-ose-320/	YES (no technical objection)	YES (no technical objection)	OUT OF SCOPE
5	KI-OSE RTU 321 - 325	CALLINGTON / PSA	Coronavirus (EN 14476)	AMS 1453 BOEING D6-7127 CML Airbus	COMPLIANT with AMS1453	https://www.psa-paris.com/catalogue-produits/ki-ose-321/	YES (no technical objection)	YES (no technical objection)	OUT OF SCOPE

No. 3476-I-12

Sheet	TRADE NAME	MANUFACTURER	EFFICIENCY	AERONAUTICAL SPECIFICATIONS	MATERIAL COMPATIBILITY	LINK	H/C (interior (except screen)+ exterior + Windows)	OUT of H/C (Tools, workspaces)	Screen and instrument
6	Hard Surface Interior Disinfectant	AERO-SENSE	Coronavirus (EN 14476)-	AMS1452A Boeing D6-7127	COMPLIANT with AMS1452A	https://www.aero-sense.com/en/cabin-disinfectant	YES (no technical objection)	YES (no technical objection)	OUT OF SCOPE
7	DISMOZON PLUS	BODE CHEMIE GMBH & Co	Coronavirus (EN 14476)	None	RETEX OK	https://productcatalogue.bo-de-chemie.com/products/surface/dismozon_plus.php	YES (no technical objection)	YES (no technical objection)	OUT OF SCOPE
N/A	DISMOZON PUR (CM2002)*	BODE CHEMIE GMBH & Co	Coronavirus (EN 14476)	None	RETEX OK	https://productcatalogue.bo-de-chemie.com/products/surface/dismozon_pur_steril.php	YES (no technical objection)	YES (no technical objection)	OUT OF SCOPE
8	KOHR SOLIN FF**	BODE CHEMIE GMBH & Co	Coronavirus (EN 14476)	None	COMPLIANT with L252P0901E01	https://productcatalogue.bo-de-chemie.com/products/surface/kohrsolin_ff.php	YES (no technical objection)	YES (no technical objection)	OUT OF SCOPE
9	VIRKON S	DUPONT	Coronavirus (EN 14476)	None	No information	—	OUT OF SCOPE	YES (no technical objection)	OUT OF SCOPE
10	LIFECLEAN	LIFECLEAN	Coronavirus (EN 14476)	None	No information	http://www.lifeclean.se/en/products/	OUT OF SCOPE	YES (no technical objection)	OUT OF SCOPE
11	80% HYDROALCOHOLIC SOLUTION	GACHES CHIMIE	Coronavirus	None	No information	—	OUT OF SCOPE	YES (no technical objection)	OUT OF SCOPE

No. 3476-I-12

Sheet	TRADE NAME	MANUFACTURER	EFFICIENCY	AERONAUTICAL SPECIFICATIONS	MATERIAL COMPATIBILITY	LINK	H/C (interior (except screen)+ exterior + Windows)	OUT of H/C (Tools, workspaces)	Screen and instrument
12	75% isopropanol (or isopropyl alcohol)	—	Coronavirus (EN 14476)	None	No information	—	OUT OF SCOPE	YES (no technical objection)	YES (no technical objection)
13	VITAL OXIDE	VITAL SOLUTIONS LLC	Coronavirus	Boeing D6-7127	COMPLIANT with Boeing D6-7127	https://vitaloxide.com/	YES (no technical objection)	YES (no technical objection)	OUT OF SCOPE
14	AERODIS 7127	ZIP CHEM	Coronavirus (EN 14476)	AMS1452A AMS 1550B Boeing D6-7127	COMPLIANT with AMS1452A	https://zipchem.com/Pages/optional-backgrounds/ad7127.htm	YES (no technical objection)	YES (no technical objection)	OUT OF SCOPE

No. 3476-I-12

3. ADDITIONAL DISINFECTION INFORMATION

Airbus Helicopters have received questions regarding disinfection of dedicated H/C systems as well as using specific disinfection systems the following paragraphs intend to address these items.

3.1 Air conditioning systems

There are currently no published procedures for the disinfection of the internal components / ducting of the air conditioning system. Spraying of disinfectant into the running or stopped system is not considered appropriate due to possible misting of the disinfectant in the aircraft and fluid accumulation in the electrical components. If operators determine the ducting is to be disinfected it should be accessed appropriately and disinfected by applying the guidance material provided for the general aircraft. During Helicopter operation it is suggested to use fresh air when possible. However please consider that use of the heating and demisting commonly utilizes recirculation air. Therefore, blocking the recirculation inlet or installing filters over the inlet should be considered for possible negative effects on the equipment and ventilation / heating and demisting system capabilities.

3.2 Curtains / carpets / Seat covers

It is recommended to use Dry cleaning processes for normal textile materials and refer to the relevant CMM or manufacturer's instructions where available. Other Curtains may be possible to clean with normal disinfection materials; for example materials with a coated surface.

3.3 Windshields and equipment screens

Clean the helicopter windshields in accordance with the instructions provided in the AMM. Regarding the equipment screens, refer to the relevant CMM or manufacturer's instructions where available.

3.4 Ozone converters with Ultra Violet (UV) lamp

Airbus helicopters currently have no published disinfection procedures using Ozone converters / UV lamp. Regarding ozone converters attention must be drawn to the fact that this promotes the "oxidation" of bare metal surfaces. Helicopters interior lining is not tight, which could allow the ozone to penetrate into the covered areas and devices. The subsequent short and long term effect on the Helicopter structure, electrical equipment and communication / navigation equipment is not defined. UV devices could promote the effects of premature ageing on surfaces and cause issues with Windshields. Effects of using this equipment are currently being investigated for future development of procedures. Any use of these devices prior to the investigation being completed should be considered for the longer term effects on the structure, equipment and windshields.

The deployment of closed UV-C disinfection systems, which contain the radiation within the system and thus **prevent** it from spreading to the surroundings, is permissible. Such disinfection systems are distributed, amongst others, by the company [SPAES](#).

Additional information regarding this topic is made available by the < [Bundesamt für Strahlenschutz](#) > (German Federal Office for Radiation Protection).

4. OPERATIONAL

Related to this subject matter, Airbus Helicopters will not publish, for the time being, any operational restrictions or additional requirements.

It is recommended to use the air conditioning system in fresh air mode to the maximum extent.

No. 3476-I-12

5. REFERENCE MATERIAL

For further reference, EASA have produced a Safety Information Bulletin SIB 2020-02R2 entitled - Coronavirus '2019-nCoV' Infections – Operational Recommendations, which can be found on the EASA website (<https://ad.easa.europa.eu/ad/2020-02R2>).

This document provides additional recommendations in order to reduce the risk of spreading COVID-19. Including direct reference to the European Center for Disease prevention and Control, technical report providing “Interim guidance for environmental cleaning in non- healthcare facilities expose to SARS-CoV-2” which includes a list of antimicrobial agents effective against different Coronaviruses (refer to table 1). The ECDC Technical Report can be found on the EDPC website (<https://www.ecdc.europa.eu/sites/default/files/documents/coronavirus-SARS-CoV-2-guidance-environmental-cleaning-non-healthcare-facilities.pdf>)

Airbus Helicopters would like to inform operators that they should comply with any recommendations of the medical authorities for the countries where they are operating. The requirements of the relevant medical authority take precedence over any Airbus Helicopters guidelines in these matters and their advice must always be sought. In the absence of local governmental guidelines or requirements, operators are encouraged to follow those published by recognized international organizations, including the World Health Organization (WHO), US Center for Disease Control and prevention (CDC), European CDC and International Airline Transport Association (IATA). Operators are encouraged to follow this subject by reference to WHO press releases (www.who.int).














Useful website links are provided here after for references

- World Health Organization : www.who.int
- US Center for Disease Control and prevention : www.cdc.gov/quarantine/air/managing-sick-travelers/ncov-airlines.html
- European Center for Disease prevention and Control : www.ecdc.europa.eu/en/novel-coronavirus-china
- International Airline Transport Association : www.iata.org/en/programs/safety/health/diseases
- European Aviation Safety Authority : www.easa.europa.eu
- Federal Aviation Authority : www.faa.gov/
- Norwegian Air Ambulance Foundation: www.airambulance-covid19.info/
- The Association of Air Medical Services: www.aams.org/aams-covid-19-town-hall-3-24-2020/

No. 3476-I-12










Appendix 1: Product Instruction

RTU AVIATION CLEANER AND DISINFECTANT (SHEET 1)

	Identification	Designation: RTU AVIATION CLEANER AND DISINFECTANT Supplier: ZEP INDUSTRIES Appearance: Liquid – Limpid green blue	
	Application field	On helicopters: interior, exterior, textile, windows. Excluded: screens → Use alcohol isopropyl (SHEET 12) Out of helicopters: Tools, workspace	
	Proportions	RTU spray bottle	Container of RTU product
		Direct Application – No dilution necessary	Direct Application – No dilution necessary
	Application conditions	Temperature: +5 °C to +40 °C / Humidity: 20 % to 80 %	
	Storage 5 °C – 30 °C	RTU spray bottle	Container of RTU product
		New container - original packaging: 36 months Container cleanly opened and closed: 36 months	New container - original packaging: 12 months Container cleanly opened and closed: 12 months
	Handling Information	RTU spray bottle	Container of RTU product
		Steps to follow: - Spray on the surface; - Clean with a dry lint-free cloth; - No rinsing necessary.	Steps to follow: - Pour into a spray bottle; - Spray on the surface; - Clean with a dry lint-free cloth; - No rinsing necessary.
Important notes:		- Use In Ventilated Areas; - Don't mix different disinfectant products; - Don't mix with cleaning agents.	
	Recommended equipment	- Dry Lint-free cloth (or Anti-static cloth); - Spray Bottle.	
	Properties	- Physical state at 20 °C: Liquid; - Color: green blue; - Odor: Characteristic; - pH value: 10.5 – 11.0; - Flash point: Not applicable.	
	Personal Protective Equipment	- Hand protection: Wear nitrile gloves; - Eye protection: Wear glass; - Respiratory protection: Wear cartridge mask when insufficient ventilated; - Other information: Do not eat, drink or smoke during use.	
	Transport information	- No dangerous good in sense of transport regulations; - Transport by Helicopter is possible (the use of retention tray is preferable).	
	Products Picture	RTU spray bottle (950 ml)	Container of RTU product (1040 L)
			



No. 3476-I-12

CALLA 1452 (SHEET 2)















CALLA 1452 (SHEET 2)			
	Identification	Designation: CALLA 1452 Supplier: ZIP CHEM Appearance: Liquid – green	
	Application field	On helicopters: interior, exterior, textile, windows. Excluded: screens → Use alcohol isopropyl (SHEET 12) Out of helicopters: Tools, workspace	
	Proportions	RTU spray bottle <ul style="list-style-type: none"> - Fill the bottle to the water line. DO NOT overfill; - Insert the 25 ounces cartridge into the bottle neck; - Attach the sprayer to the bottle and shake gently. 	Concentrated Liquid Put firstly the clean water in a can and pour secondly the concentrated product. Wear cartridge mask for the preparation of dilution product. <ul style="list-style-type: none"> • Pour 4 ounces (0.120 L) of concentrated product per 1 gallon (3.785 L) of water.
			Application conditions
	Storage 5 °C – 30 °C	RTU spray bottle New container - original packaging: 12 months* Container cleanly opened and closed: 12 months*	Concentrated Liquid New container - original packaging: 6 months* Container cleanly opened and closed: 4 months* Diluted Product: 24 hours
			Handling Information
	Recommended equipment	<ul style="list-style-type: none"> - Dry Lint-free cloth (or Anti-static cloth); - Spray Bottle; - Usual plastic buckets for dilution preparation. 	
	Properties	<ul style="list-style-type: none"> - Physical state at 20 °C: Liquid; - Color: green; - Odor: Characteristic; - pH value: 7.0; - Solubility in water: Soluble; - Flash point: Not applicable. 	
	Personal Protective Equipment	<ul style="list-style-type: none"> - Hand protection: Wear nitrile gloves; - Eye protection: Wear glass; - Respiratory protection: Wear cartridge mask when insufficient ventilated; - Other information: Do not eat, drink or smoke during use. 	

No. 3476-I-12











CALLA 1452 (SHEET 2)

CALLA 1452 (SHEET 2)			
✈	Transport information	<ul style="list-style-type: none"> - No dangerous good in sense of transport regulations; - Transport by Helicopter is possible (the use of retention tray is preferable). 	
📷	Products Picture	RTU spray bottle	Concentrated Liquid
			 













No. 3476-I-12

NETBIOKEM DSAM (SHEET 3)				
	Identification	Designation: NETBIOKEM DSAM Supplier: PSA - CALLINGTON Appearance: Liquid – colorless to slightly yellow		
	Application field	On helicopters: interior, exterior, textile, windows. Excluded: screens → Use alcohol isopropyl (SHEET 12) Out of helicopters: Tools, workspace		
	Proportions	RTU spray bottle		Can (5 L) or Drum (200 L)
		Direct Application – No dilution necessary		Direct Application – No dilution necessary
	Application conditions	Temperature: +5 °C to +40 °C / Humidity: 20 % to 80 %		
	Storage 5 °C – 30 °C	RTU spray bottle		Can (5 L) or Drum (200 L)
		New container - original packaging: 36 months Container cleanly opened and closed: 12 months		New container - original packaging: 36 months Container cleanly opened and closed: 12 months
	Handling Information	RTU spray bottle		Can (5 L) or Drum (200 L)
		Steps to follow: <ul style="list-style-type: none"> - Simply spray on the surface; - Allow to act for several seconds; - Clean with a dry lint-free cloth. 		Steps to follow: <ul style="list-style-type: none"> - Put the product in spray bottle; - Simply spray on the surface; - Allow to act for several seconds; - Clean with a dry lint-free cloth.
		Important notes: <ul style="list-style-type: none"> - Use In Ventilated Areas; - Don't mix different disinfectant products; - Don't mix with cleaning agents. 		
	Recommended equipment	<ul style="list-style-type: none"> - Dry Lint-free cloth (or Anti-static cloth); - Spray Bottle. 		
	Properties	<ul style="list-style-type: none"> - Physical state at 20 °C: Liquid; - Color: colorless to slightly yellow; - Odor: Perfume; - pH value: 10 - 11; - Solubility in water: Soluble; - Flash point: Not applicable 		
	Personal Protective Equipment	<ul style="list-style-type: none"> - Hand protection: Wear nitrile gloves; - Eye protection: Wear glass; - Respiratory protection: Wear cartridge mask when insufficient ventilated; - Other information: Do not eat, drink or smoke during use. 		
	Transport information	<ul style="list-style-type: none"> - No dangerous good in sense of transport regulations; - Transport by Helicopter is possible (the use of retention tray is preferable). 		
	Products Picture	RTU spray bottle (750 ml)	RTU spray bottle (100 ml)	Can (5 L)
				

No. 3476-I-12









KI-OSE WIPES / KI-OSE 320 (SHEET 4)		
	Identification	Designations: KI-OSE WIPES / other name : KI-OSE 320 Supplier: PSA - CALLINGTON Appearance: Impregnated wipe
	Application field	On helicopters: interior, exterior, textile, windows. Excluded: screens → Use alcohol isopropyl (SHEET 12) Out of helicopters: Tools, workspace
	Proportions	Not applicable
	Application conditions	Temperature: +5 °C to +40 °C / Humidity: 20 % to 80 %
	Storage 5 °C – 30 °C	New container - original packaging: 36 months Container cleanly opened and closed: Not applicable (individually wrapped)
	Handling Information	Steps to follow: - Use directly the impregnated wipe on the surface to be disinfected; - Allow to act for several seconds; - Clean with a dry lint-free cloth. Important notes: - Use In Ventilated Areas; - Don't mix different disinfectant products; - Don't mix with cleaning agents.
	Recommended equipment	- Dry Lint-free cloth (or Anti-static cloth)
	Properties	- Physical state at 20 °C: Soaked wipes; - Odor: Floral fragrance; - pH value: 6.3; - Solubility in water: Yes; - Flash point: Not applicable.
	Personal Protective Equipment	- Hand protection: Wear nitrile gloves; - Eye protection: Wear glass; - Respiratory protection: Wear cartridge mask when insufficient ventilated; - Other information: Do not eat, drink or smoke during use.
	Transport information	- No dangerous good in sense of transport regulations; - Transport by Helicopter is possible (the use of retention tray is preferable).
	Products Picture	

No. 3476-I-12

KI-OSE RTU 321-325 (SHEET 5)			
	Identification	Designations: KI-OSE RTU 321 & KI-OSE RTU 325 Supplier: PSA - CALLINGTON Appearance: Liquid – colorless	
	Application field	On helicopters: interior, exterior, textile, windows. Excluded: screens → Use alcohol isopropyl (SHEET 12) Out of helicopters: Tools, workspace	
	Proportions	KI-OSE RTU 321 (5 L can)	KI-OSE RTU 325 (100 ml spray)
		Direct Application – No dilution necessary	Direct Application – No dilution necessary
	Application conditions	Temperature: +5 °C to +40 °C / Humidity: 20 % to 80 %	
	Storage 5 °C – 30 °C	KI-OSE RTU 321 (5 L can)	KI-OSE RTU 325 (100 ml spray)
		New container - original packaging: 36 months Container cleanly opened and closed: 36 months	New container - original packaging: 36 months Container cleanly opened and closed: 36 months
	Handling Information	KI-OSE RTU 321 (5 L can)	KI-OSE RTU 325 (100 ml spray)
		Steps to follow: - Put the product in spray bottle; - Simply spray on the surface; - Allow to act for several seconds; - Clean with a dry lint-free cloth.	Steps to follow: - Simply spray on the surface; - Allow to act for several seconds; - Clean with a dry lint-free cloth.
		Important notes: - Use In Ventilated Areas; - Don't mix different disinfectant products; - Don't mix with cleaning agents.	
	Recommended equipment	- Dry Lint-free cloth (or Anti-static cloth); - Spray Bottle.	
	Properties	- Physical state at 20 °C: Liquid; - Color: colorless; - Odor: Floral fragrance; - pH value: 10 - 11; - Solubility in water: Completely; - Flash point: Not applicable	
	Personal Protective Equipment	- Hand protection: Wear nitrile gloves; - Eye protection: Wear glass; - Respiratory protection: Wear cartridge mask when insufficient ventilated; - Other information: Do not eat, drink or smoke during use.	
	Transport information	- No dangerous good in sense of transport regulations; - Transport by Helicopter is possible (the use of retention tray is preferable).	
	Products Picture	KI-OSE RTU 321 (5 L can)	KI-OSE RTU 325 (100 ml spray)
		No contractual photos	



No. 3476-I-12

HARD SURFACE INTERIOR DISINFECTANT (SHEET 6)













	Identification	Designation: HARD SURFACE INTERIOR DISINFECTANT Supplier: AERO-SENSE Appearance: Liquid – colorless	
	Application field	On helicopters: interior, exterior, textile, windows. Excluded: screens → Use alcohol isopropyl (SHEET 12) Out of helicopters: Tools, workspace	
	Proportions	RTU spray bottle	Concentrated Liquid
		Direct Application – No dilution necessary	Put firstly the clean water in a can and pour secondly the concentrated product. Wear cartridge mask for the preparation of dilution product. <ul style="list-style-type: none"> For 1 liter of diluted product: Pour 950 ml of clean water and then 50 ml of concentrated product; For 10 liters of diluted product: Pour 9.5 L of clean water and then 0.5 L of concentrated product.
	Application conditions	Temperature: +5 °C to +40 °C / Humidity: 20 % to 80 %	
i	Storage 5 °C – 30 °C	RTU spray bottle	Concentrated Liquid
		<u>New container - original packaging:</u> 12 months <u>Container cleanly opened and closed:</u> 12 months	<u>New container - original packaging:</u> 24 months <u>Container cleanly opened and closed:</u> 24 months <u>Diluted Product:</u> 24 hours
	Handling Information	RTU spray bottle	Concentrated Liquid
		<u>Steps to follow:</u> <ul style="list-style-type: none"> Simply spray on the surface; Clean with a dry lint-free cloth. 	<u>Steps to follow:</u> <ul style="list-style-type: none"> Dilute the product according proportions above; Put the diluted product in spray bottle, Simply spray on the surface; Clean with a dry lint-free cloth.
		<u>Important notes:</u> <ul style="list-style-type: none"> Use In Ventilated Areas; Don't mix different disinfectant products; Don't mix with cleaning agents. 	
	Recommended equipment	<ul style="list-style-type: none"> Dry Lint-free cloth (or Anti-static cloth); Spray Bottle; Usual plastic buckets for dilution preparation. 	
	Properties	<ul style="list-style-type: none"> Physical state at 20 °C: Liquid; Color: Colorless; Odor: Characteristic; pH value: 7.0; Solubility in water: Completely; Flash point: ≥ 100 °C. 	
	Personal Protective Equipment	<ul style="list-style-type: none"> Hand protection: Wear nitrile gloves; Eye protection: Wear glass; Respiratory protection: Wear cartridge mask when insufficient ventilated; Other information: Do not eat, drink or smoke during use. 	

No. 3476-I-12









HARD SURFACE INTERIOR DISINFECTANT (SHEET 6)

✈	Transport information	<ul style="list-style-type: none"> - No dangerous good in sense of transport regulations; - Transport by Helicopter is possible (the use of retention tray is preferable). 	
📷	Products Picture	RTU spray bottle	Concentrated Liquid
			

No. 3476-I-12






DISMOZON PLUS (SHEET 7)		
	Identification	Designation: DISMOZON PLUS Supplier: BODE CHEMIE Appearance: White granules
	Application field	On helicopters: interior, exterior, textile, windows. Excluded: screens → Use alcohol isopropyl (SHEET 12) Out of helicopters: Tools, workspace
	Proportions	Dissolution per unit
		Dissolution per sachet
		<ul style="list-style-type: none"> - Dissolve 4 g of product in 1 L of tap water (0.4% use-solution) Exposure time: 1 hour - Dissolve 12 g in 1 L of tap water (1.2 % use solution) Exposure time: 30 minutes
	Application conditions	Temperature: +5 °C to +40 °C / Humidity: 20 % to 80 %
	Storage 5 °C – 25 °C	Shelf life (closed sachet): 24 months Shelf life for open sachet: 24 hours Lifetime of mixture: 24 hours
	Handling Information	Steps to follow: <ul style="list-style-type: none"> - Dissolve the granules according proportions above; - Clean the surface with suitable cloth soaked of mixture; - <u>After expiration of exposure time</u>, remove disinfectant residue from sensitive plastic or other materials surfaces with cloth soaked in tap water.
		Important notes: <ul style="list-style-type: none"> - Use In Ventilated Areas; - Don't mix different disinfectant products; - Don't mix with cleaning agents.
	Recommended equipment	<ul style="list-style-type: none"> - Dry Lint-free cloth (or Anti-static cloth); - Usual plastic buckets for dilution preparation.
	Properties	<ul style="list-style-type: none"> - Physical state at 20 °C: Solid (granules); - Color: White; - Odor: Characteristic; - pH value: 5.7 (0.4 % use solution); - Solubility in water: Completely; - Flash point: Not applicable.
	Personal Protective Equipment	<ul style="list-style-type: none"> - Hand protection: Wear nitrile gloves; - Eye protection: Wear glass; - Respiratory protection: Wear cartridge mask when insufficient ventilated; - Other information: Do not eat, drink or smoke during use.
	Transport information	<ul style="list-style-type: none"> - No dangerous good in sense of transport regulations; - Transport by Helicopter is possible (the use of retention tray is preferable).
	Products Picture	

No. 3476-I-12













KOHR SOLIN FF (SHEET 8)								
	Identification	Designation: KORHSOLIN FF Supplier: BODE CHEMIE Appearance: Liquid – light yellow						
	Application field	On helicopters: interior, exterior, floors, windows. Excluded: screens → Use alcohol isopropyl (SHEET 12) Out of helicopters: Tools, workspace, floors.						
	Proportions	<table border="1" style="width: 100%; border-collapse: collapse;"> <thead> <tr> <th style="width: 50%; text-align: center;">Wet-Wipe</th> <th style="width: 50%; text-align: center;">Concentrated Liquid</th> </tr> </thead> <tbody> <tr> <td style="vertical-align: top;"> Direct Application – No dilution necessary </td> <td style="vertical-align: top;"> Put firstly the clean water (tap water) in a can/bucket and then pour the concentrated product. Wear cartridge mask for the preparation of dilution product. <u>Clean surface:</u> For 1 liter of solution: Pour 15 ml of concentrated product into 985 ml of tap water (use solution 1.5 %) Exposure time: 30 minutes <u>Dirty surface:</u> For 1 liter of solution: Pour 20 ml / 40 ml of concentrated product into 980 ml / 960 ml of tap water (use solution 2.0 % / 4.0 %) Exposure time: 2 hours / 1 hour </td> </tr> </tbody> </table>	Wet-Wipe	Concentrated Liquid	Direct Application – No dilution necessary	Put firstly the clean water (tap water) in a can/bucket and then pour the concentrated product. Wear cartridge mask for the preparation of dilution product. <u>Clean surface:</u> For 1 liter of solution: Pour 15 ml of concentrated product into 985 ml of tap water (use solution 1.5 %) Exposure time: 30 minutes <u>Dirty surface:</u> For 1 liter of solution: Pour 20 ml / 40 ml of concentrated product into 980 ml / 960 ml of tap water (use solution 2.0 % / 4.0 %) Exposure time: 2 hours / 1 hour		
Wet-Wipe	Concentrated Liquid							
Direct Application – No dilution necessary	Put firstly the clean water (tap water) in a can/bucket and then pour the concentrated product. Wear cartridge mask for the preparation of dilution product. <u>Clean surface:</u> For 1 liter of solution: Pour 15 ml of concentrated product into 985 ml of tap water (use solution 1.5 %) Exposure time: 30 minutes <u>Dirty surface:</u> For 1 liter of solution: Pour 20 ml / 40 ml of concentrated product into 980 ml / 960 ml of tap water (use solution 2.0 % / 4.0 %) Exposure time: 2 hours / 1 hour							
	Application conditions	Temperature: +5 °C to +40 °C / Humidity: 20 % to 80 %						
	Storage 5 °C – 30 °C	<table border="1" style="width: 100%; border-collapse: collapse;"> <thead> <tr> <th style="width: 50%; text-align: center;">Wet-Wipe</th> <th style="width: 50%; text-align: center;">Concentrated Liquid</th> </tr> </thead> <tbody> <tr> <td style="vertical-align: top;"> <u>New container - original packaging:</u> 48 months </td> <td style="vertical-align: top;"> <u>New container - original packaging:</u> 48 months <u>Container cleanly opened and closed:</u> 4 months <u>Lifetime of mixture:</u> 24 hours </td> </tr> </tbody> </table>	Wet-Wipe	Concentrated Liquid	<u>New container - original packaging:</u> 48 months	<u>New container - original packaging:</u> 48 months <u>Container cleanly opened and closed:</u> 4 months <u>Lifetime of mixture:</u> 24 hours		
Wet-Wipe	Concentrated Liquid							
<u>New container - original packaging:</u> 48 months	<u>New container - original packaging:</u> 48 months <u>Container cleanly opened and closed:</u> 4 months <u>Lifetime of mixture:</u> 24 hours							
	Handling Information	<table border="1" style="width: 100%; border-collapse: collapse;"> <thead> <tr> <th style="width: 50%; text-align: center;">Wet-Wipe</th> <th style="width: 50%; text-align: center;">Concentrated Liquid</th> </tr> </thead> <tbody> <tr> <td style="vertical-align: top;"> <u>Steps to follow:</u> - Clean the surface by using the wipes; - No need to rinse. </td> <td style="vertical-align: top;"> <u>Steps to follow:</u> - Dilute the concentrated product according proportions above; - Clean the surface with suitable cloth soaked of mixture; - After expiration of exposure time, remove disinfectant residue from sensitive materials surfaces with cloth soaked in tap water. </td> </tr> <tr> <td colspan="2" style="vertical-align: top;"> <u>Important notes:</u> - Use In Ventilated Areas; - Don't mix different disinfectant products; - Don't mix with cleaning agents. </td> </tr> </tbody> </table>	Wet-Wipe	Concentrated Liquid	<u>Steps to follow:</u> - Clean the surface by using the wipes; - No need to rinse.	<u>Steps to follow:</u> - Dilute the concentrated product according proportions above; - Clean the surface with suitable cloth soaked of mixture; - After expiration of exposure time, remove disinfectant residue from sensitive materials surfaces with cloth soaked in tap water.	<u>Important notes:</u> - Use In Ventilated Areas; - Don't mix different disinfectant products; - Don't mix with cleaning agents.	
Wet-Wipe	Concentrated Liquid							
<u>Steps to follow:</u> - Clean the surface by using the wipes; - No need to rinse.	<u>Steps to follow:</u> - Dilute the concentrated product according proportions above; - Clean the surface with suitable cloth soaked of mixture; - After expiration of exposure time, remove disinfectant residue from sensitive materials surfaces with cloth soaked in tap water.							
<u>Important notes:</u> - Use In Ventilated Areas; - Don't mix different disinfectant products; - Don't mix with cleaning agents.								
	Recommended equipment	- Dry Lint-free cloth (or Anti-static cloth); - Usual plastic buckets for dilution preparation.						
	Properties	- Physical state at 20 °C: Liquid; - Color: Light yellow; - Odor: Characteristic; - pH value: 7.2 (0.5 % use solution); - Solubility in water: Soluble; - Flash point: 71 °C.						

No. 3476-I-12













KOHR SOLIN FF (SHEET 8)

	Personal Protective Equipment	<ul style="list-style-type: none"> - Hand protection: Wear nitrile gloves; - Eye protection: Wear glass; - Respiratory protection: Wear cartridge mask when insufficient ventilated; - Other information: Do not eat, drink or smoke during use. 	
	Transport information	<ul style="list-style-type: none"> - No dangerous good in sense of transport regulations - Transport by Helicopter is possible (the use of retention tray is preferable) 	
	Products Picture	Wet-Wipe	Concentrated Liquid
			












No. 3476-I-12

VIRKON S (SHEET 9)		
	Identification	Designation: VIRKON S Manufacturer: DUPONT Appearance: Pink grey powder
	Application field	On helicopters: Not Applicable Out of helicopters: Tools, workspace.
	Proportions	<ul style="list-style-type: none"> - Dissolve 5 g of product in 1 L of tap water (0.5 % use-solution) Exposure time: 10 minutes For more efficiency: <ul style="list-style-type: none"> - Dissolve 10 g of product in 1 L of tap water (1.0 % use-solution) Exposure time: 10 minutes
	Application conditions	Temperature: +5 °C to +40 °C / Humidity: 20 % to 80 %
	Storage 5 °C – 30 °C	Shelf life of powder (open/closed packaging): 3 years Lifetime of mixture stored in closed packaging: <ul style="list-style-type: none"> - 24 hours for 0.5 % use solution* - 14 days for 1.0 % use solution* <i>*The pink color of the solutions prepared in advance is witness to Virkon's activity.</i>
	Handling Information	Steps to follow: <ul style="list-style-type: none"> - Dissolve the powder according proportions above; - Spray the solution on the surface** or completely immerse the tools in the solution at 1 % ; - <u>After expiration of exposure time</u>, remove disinfectant residue from surfaces with cloth soaked in tap water or rinse with the tap water. **Spraying must be uniform and must not result in runoff.
		Important notes: <ul style="list-style-type: none"> - Use In Ventilated Areas; - Don't mix different disinfectant products; - Don't mix with cleaning agents.
	Recommended equipment	<ul style="list-style-type: none"> - Dry Lint-free cloth (or Anti-static cloth); - Spray Bottle; - Usual plastic buckets for dilution preparation.
	Properties	<ul style="list-style-type: none"> - Physical state at 20 °C: Solid (powder); - Color: Pink grey; - Odor: light lemon odor; - pH value: 2.6 (1.0 % use solution); - Solubility in water: Easily soluble up to 5 % in lukewarm water; - Flash point: Not applicable.
	Personal Protective Equipment	<ul style="list-style-type: none"> - Hand protection: Wear nitrile gloves; - Eye protection: Wear glass; - Respiratory protection: Wear cartridge mask when insufficient ventilated; - Other information: Do not eat, drink or smoke during use.
	Transport information	<ul style="list-style-type: none"> - No dangerous good in sense of transport regulations; - Transport by Helicopter is possible (the use of retention tray is preferable).
	Products Picture	










No. 3476-I-12

LIFECLEAN (SHEET 10)		
	Identification	Designation: LIFECLEAN Supplier: LIFECLEAN INTERNATIONAL AB Appearance: Liquid – Light Yellow
	Application field	On helicopters: Not Applicable Out of helicopters: Tools, workspace
	Proportions	RTU bottle
		Direct Application – No dilution necessary
	Application conditions	Temperature: +5 °C to +40 °C / Humidity: 20 % to 80 %
	Storage 5 °C – 30 °C	RTU bottle
		<u>New container - original packaging:</u> 9 months at room temperature up to 12 months in a refrigerator T=[0 ; +8] °C <u>Container cleanly opened and closed:</u> 1 month
	Handling Information	RTU bottle
		<u>Steps to follow:</u> <ul style="list-style-type: none"> - Poor a small amount of product onto a dry lint-free cloth without contact between bottle neck and the cloth; - Clean the surface with the wet cloth; - No rinsing necessary.
		<u>Important notes:</u> <ul style="list-style-type: none"> - Use In Ventilated Areas; - Don't mix different disinfectant products; - Don't mix with cleaning agents.
	Recommended equipment	- Dry Lint-free cloth (or Anti-static cloth)
	Properties	<ul style="list-style-type: none"> - Physical state at 20 °C: Liquid; - Color: light yellow; - Odor: Weak smell chlorine; - pH value: 2.0; - Flash point: Not applicable.
	Personal Protective Equipment	<ul style="list-style-type: none"> - Hand protection: Wear nitrile gloves; - Eye protection: Wear glass; - Respiratory protection: Wear cartridge mask when insufficient ventilated; - Other information: Do not eat, drink or smoke during use.
	Transport information	<ul style="list-style-type: none"> - No dangerous good in sense of transport regulations; - Transport by Helicopter is possible (the use of retention tray is preferable).
	Products Picture	RTU bottle
		

No. 3476-I-12


80% HYDROALCOHOLIC SOLUTION (SHEET 11)			
	Identification	Designation: 80% HYDROALCOHOLIC SOLUTION Supplier: GACHES-CHIMIE Appearance: Liquid – colorless	
	Application field	On helicopters: Not Applicable Out of helicopters: Tools, workspace	
	Proportions	RTU spray bottle (1 L)	Can (5 L)
		Direct Application – No dilution necessary	Direct Application – No dilution necessary
	Application conditions	Temperature: +5 °C to +40 °C / Humidity: 20 % to 80 %	
i	Storage 5 °C – 30 °C	RTU spray bottle (1 L)	Can (5 L)
		<u>New container - original packaging:</u> 12 months <u>Container cleanly opened and closed:</u> 12 months	<u>New container - original packaging:</u> 12 months <u>Container cleanly opened and closed:</u> 12 months
	Handling Information	RTU spray bottle (1 L)	Can (5 L)
		<u>Steps to follow:</u> - Simply spray on the surface; - Allow to act for several seconds; - Clean with a dry lint-free cloth.	
		<u>Important notes:</u> - Use In Ventilated Areas; - Don't mix different disinfectant products; - Don't mix with cleaning agents.	
	Recommended equipment	- Dry Lint-free cloth (or Anti-static cloth); - Spray Bottle.	
	Properties	- Physical state at 20 °C: Liquid; - Color: Colorless; - Odor: solvent; - pH value: Not concerned; - Solubility in water: Completely; - Flash point: < 23 °C; - VOC content: 75 %.	
	Personal Protective Equipment	- Hand protection: Wear nitrile gloves; - Eye protection: Wear glass; - Respiratory protection: Wear cartridge mask when insufficient ventilated; - Other information: Do not eat, drink or smoke during use.	
	Transport information	- Dangerous good in sense of transport regulations UN1993 FLAMMABLE LIQUID (ethanol); - Transport by Helicopter is possible according OACI/IATA 2019 – ADR 2019 – IMDG 2018.	
	Products Picture	RTU spray bottle (1 L)	Can (5 L)
		No picture available	

No. 3476-I-12










ISOPROPYL ALCOHOL (PROPAN-2-OL / ISOPROPANOL) (SHEET 12)						
	Identification	Designation: ISOPROPYLIC ALCOHOL (SAP1303122) Supplier: GACHES CHIMIE Appearance: Liquid – colorless				
	Application field	On helicopters: - Use for screens, cockpit instruments Out of helicopters: - Tools, workspace				
	Proportions	<table border="1" style="width: 100%; border-collapse: collapse;"> <thead> <tr> <th style="width: 50%;">PURE</th> <th style="width: 50%;">75% with dilution</th> </tr> </thead> <tbody> <tr> <td style="text-align: center; vertical-align: middle;">NOT AUTHORIZED</td> <td> Put firstly the Isopropyl alcohol in a can and pour secondly clean water (distilled or demineralized water preferred). Wear cartridge mask for the preparation of dilution product. <ul style="list-style-type: none"> For 1 liter of diluted product: Pour 750 ml of pure Isopropyl alcohol and then 250 ml of clean water; For 10 liters of diluted product: Pour 7.5 L of disinfectant and then 2.5 L of clean water. </td> </tr> </tbody> </table>	PURE	75% with dilution	NOT AUTHORIZED	Put firstly the Isopropyl alcohol in a can and pour secondly clean water (distilled or demineralized water preferred). Wear cartridge mask for the preparation of dilution product. <ul style="list-style-type: none"> For 1 liter of diluted product: Pour 750 ml of pure Isopropyl alcohol and then 250 ml of clean water; For 10 liters of diluted product: Pour 7.5 L of disinfectant and then 2.5 L of clean water.
PURE	75% with dilution					
NOT AUTHORIZED	Put firstly the Isopropyl alcohol in a can and pour secondly clean water (distilled or demineralized water preferred). Wear cartridge mask for the preparation of dilution product. <ul style="list-style-type: none"> For 1 liter of diluted product: Pour 750 ml of pure Isopropyl alcohol and then 250 ml of clean water; For 10 liters of diluted product: Pour 7.5 L of disinfectant and then 2.5 L of clean water. 					
	Application conditions	Temperature: +5 °C to +40 °C / Humidity: 20 % to 80 %				
	Storage 5 °C – 30 °C	<table border="1" style="width: 100%; border-collapse: collapse;"> <thead> <tr> <th style="width: 50%;">PURE</th> <th style="width: 50%;">75 % with dilution</th> </tr> </thead> <tbody> <tr> <td style="text-align: center;">NO EXPIRATION DATE</td> <td style="text-align: center;">6 MONTHS</td> </tr> </tbody> </table>	PURE	75 % with dilution	NO EXPIRATION DATE	6 MONTHS
PURE	75 % with dilution					
NO EXPIRATION DATE	6 MONTHS					
	Handling Information	<table border="1" style="width: 100%; border-collapse: collapse;"> <thead> <tr> <th style="width: 50%;">PURE</th> <th style="width: 50%;">75 % with dilution</th> </tr> </thead> <tbody> <tr> <td style="text-align: center; vertical-align: middle;">NOT AUTHORIZED</td> <td> Steps to follow: <ul style="list-style-type: none"> Dilute the product according proportions above; Poor diluted product on dry lint-free cloth; Apply on surface the wet lint-free cloth. </td> </tr> </tbody> </table> <p>Important notes:</p> <ul style="list-style-type: none"> Use In Ventilated Areas; Don't mix with disinfectant products; Don't mix with cleaning agents. 	PURE	75 % with dilution	NOT AUTHORIZED	Steps to follow: <ul style="list-style-type: none"> Dilute the product according proportions above; Poor diluted product on dry lint-free cloth; Apply on surface the wet lint-free cloth.
PURE	75 % with dilution					
NOT AUTHORIZED	Steps to follow: <ul style="list-style-type: none"> Dilute the product according proportions above; Poor diluted product on dry lint-free cloth; Apply on surface the wet lint-free cloth. 					
	Recommended equipment	<ul style="list-style-type: none"> Dry Lint-free cloth; Usual plastic buckets for dilution preparation. 				
	Properties	<ul style="list-style-type: none"> Physical state at 20 °C: Liquid; Color: Colorless; Density at 20 °C: 785 g/l; pH value: 7.0; Odor: Characteristic (solvent); VOC content: 785 g/l; Flash point: +13 °C. 				
	Personal Protective Equipment	<ul style="list-style-type: none"> Hand protection: Wear nitrile gloves; Eye protection: Wear glass; Respiratory protection: Wear cartridge mask; Other information: Do not eat, drink or smoke during use. 				

No. 3476-I-12

ISOPROPYL ALCOHOL (PROPAN-2-OL / ISOPROPANOL) (SHEET 12)







✈	Transport information	- Helicopter transport not authorized due to the low flash point.	
📷	Products Picture	PUR	75% DILUTED
			No picture available

No. 3476-I-12









VITAL OXYDE (SHEET 13)		
	Identification	Designation: VITAL OXYDE Supplier: VITAL SOLUTIONS LLC Appearance: Liquid – colorless
	Application field	On helicopters: interior, exterior, textile, windows. Excluded: screens → Use alcohol isopropyl (SHEET 12) Out of helicopters: Tools, workspace
	Proportions	RTU spray bottle
		RTU refilling container
		For use on hard surface / non porous materials: Direct Application – No dilution necessary For carpets sanitizing: - Mix 1 part VITAL OXIDE to 5 part of water
		For use on hard surface / non porous materials: Direct Application – No dilution necessary For carpets sanitizing: - Mix 1 part VITAL OXIDE to 5 part of water
	Application conditions	Temperature: +5 °C to +40 °C / Humidity: 20 % to 80 %
	Storage 5 °C – 30 °C	RTU spray bottle
		RTU refilling container
		New container - original packaging: 12 months* Container cleanly opened and closed: 12 months*
		New container - original packaging: 6 months* Container cleanly opened and closed: 4 months*
	Handling Information	RTU spray bottle
		RTU refilling container
		For use on hard surface / non porous materials - Spray on the surface; - Allow the surface to remain wet for 10 minutes; - Clean with a dry lint-free cloth. For carpets sanitizing - Poor the diluted product to fill the spray bottle; - Spray on the surface; - Allow the surface to remain wet for 10 minutes; - Clean with a dry lint-free cloth
		For use on hard surface / non porous materials - Poor the product to fill the spray bottle; - Spray on the surface; - Allow the surface to remain wet for 10 minutes; - Clean with a dry lint-free cloth. For carpets sanitizing - Poor the diluted product to fill the spray bottle; - Spray on the surface; - Allow the surface to remain wet for 10 minutes; - Clean with a dry lint-free cloth.
		Important notes: - Use In Ventilated Areas; - Don't mix different disinfectant products; - Don't mix with cleaning agents.
	Recommended equipment	- Dry Lint-free cloth (or Anti-static cloth); - Spray Bottle; - Usual plastic buckets for dilution preparation.
	Properties	- Physical state at 20 °C: Liquid; - Color: Colorless; - Odor: Mild-fresh; - pH value: 8.0 – 9.0; - Flash point: Not applicable.
	Personal Protective Equipment	- Hand protection: Wear nitrile gloves; - Eye protection: Wear glass; - Respiratory protection: Wear cartridge mask when insufficient ventilated; - Other information: Do not eat, drink or smoke during use.

No. 3476-I-12

VITAL OXYDE (SHEET 13)




	Transport information	<ul style="list-style-type: none"> - No dangerous good in sense of transport regulations; - Transport by Helicopter is possible (the use of retention tray is preferable). 			
	Products Picture	RTU spray bottle		RTU refilling container	
					
		3 oz = 88.7 ml	32 oz = 909.2 ml	1 gallon = 3.785 L	2,5 gallon = 9.464 L

AERODIS 7127 (SHEET 14)

	Identification	Designation: AERODIS 7127 Supplier: ZIP-CHEM Appearance: Impregnated wipe / RTU Spray bottles : liquid	
	Application field	On helicopters: interior, exterior, floors, windows. Excluded: screens → Use alcohol isopropyl (SHEET 12) Out of helicopters: Tools, workspace, floors.	
	Proportions	Impregnated Wipe	RTU Spray bottle
		Direct Application – No dilution necessary	Direct Application – No dilution necessary
	Application conditions	Temperature: +5 °C to +40 °C / Humidity: 20 % to 80 %	
	Storage 5 °C – 30 °C	Impregnated Wipe	RTU Spray bottle
		<u>New container - original packaging:</u> 12 months* *Could be extended following manufacturer validation / refer to indication on package	<u>New container - original packaging:</u> 12 months* <u>Container cleanly opened and closed:</u> 12 months *Could be extended following manufacturer validation / refer to indication on package
	Handling Information	Impregnated Wipe	RTU Spray bottle
		<u>Steps to follow:</u> <ul style="list-style-type: none"> - Use directly the impregnated wipe on the surface to be disinfected; - Allow to act for several minutes; - Clean with a dry lint-free cloth. 	<u>Steps to follow:</u> <ul style="list-style-type: none"> - Simply spray on the surface; - Allow to act for several minutes; - Clean with a dry lint-free cloth.
		<u>Important notes:</u> <ul style="list-style-type: none"> - Use In Ventilated Areas; - Don't mix different disinfectant products; - Don't mix with cleaning agents. 	
	Recommended equipment	<ul style="list-style-type: none"> - Dry Lint-free cloth (or Anti-static cloth). 	
	Properties	<ul style="list-style-type: none"> - Physical state at 20 °C: Impregnated wipes / RTU Spray bottle: Liquid; - Color: White; - Odor: Citrus; - pH value: 8.5; - Solubility in water: Soluble; 	

No. 3476-I-12

AERODIS 7127 (SHEET 14)

		- Flash point: Not applicable.	
	Personal Protective Equipment	<ul style="list-style-type: none"> - Hand protection: Wear nitrile gloves; - Eye protection: Wear glass; - Respiratory protection: Wear cartridge mask when insufficient ventilated; - Other information: Do not eat, drink or smoke during use. 	
	Transport information	<ul style="list-style-type: none"> - No dangerous good in sense of transport regulations; - Transport by Helicopter is possible (the use of retention tray is preferable). 	
	Products Picture	Impregnated Wipe	RTU Spray bottle
		