

**HARTZELL PROPELLER INC.**  
**SERVICE LETTER**  
**HC-SL-61-376**

**Tool Modification and Alternate Propeller Mounting Hardware**

1. Planning Information

A. Effectivity

- (1) Hartzell Propeller Inc. lightweight turbine propeller models HC-E(4,5)W-(3,5)( ) are affected by this Service Letter.
- (2) Hartzell Propeller Inc. steel hub turbine propeller models HC-B(3,4)TW-3( ) are affected by this Service Letter.

**WARNING:** DO NOT USE OBSOLETE OR OUTDATED INFORMATION. PERFORM ALL INSPECTIONS OR WORK IN ACCORDANCE WITH THE MOST RECENT REVISION OF THIS SERVICE LETTER. INFORMATION CONTAINED IN THIS SERVICE LETTER MAY BE SIGNIFICANTLY CHANGED FROM EARLIER REVISIONS. FAILURE TO COMPLY WITH THIS SERVICE LETTER OR THE USE OF OBSOLETE INFORMATION MAY CREATE AN UNSAFE CONDITION THAT MAY RESULT IN DEATH, SERIOUS BODILY INJURY, AND/OR SUBSTANTIAL PROPERTY DAMAGE. REFER TO THE SERVICE LETTER INDEX FOR THE MOST RECENT REVISION LEVEL OF THIS SERVICE LETTER.

B. Concurrent Requirements

- (1) Additional service documents may apply to the components/propellers affected by this Service Letter. Compliance with additional service documents may be necessary in conjunction with the completion of the Accomplishment Instructions in this Service Letter. Refer to the Hartzell Propeller Inc. website at [www.hartzellprop.com](http://www.hartzellprop.com) for a cross-reference of service documents.

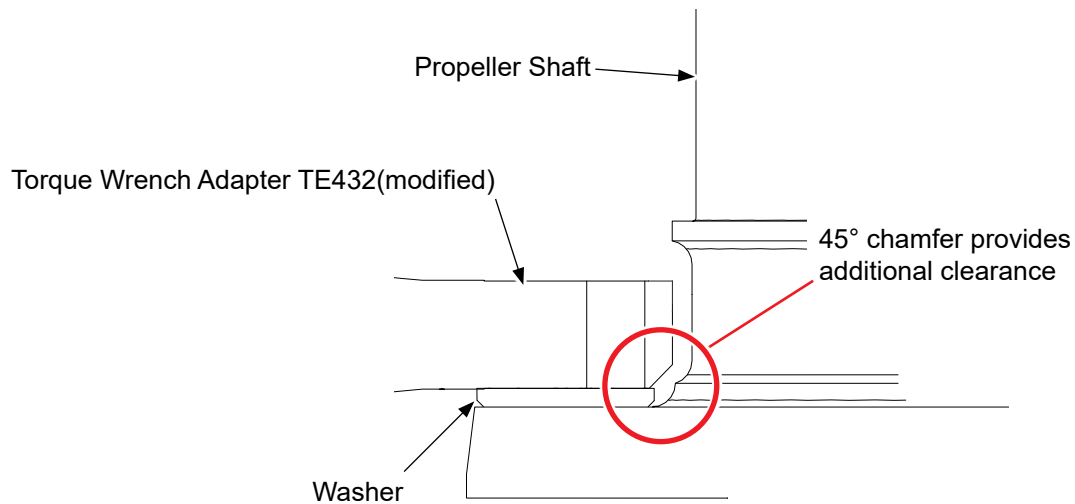
C. Reason

- (1) Hartzell Propeller Inc. has received reports about damage to the propeller shaft when using the torque wrench adapter TE432 for installation and/or removal of affected propellers.
  - (a) Additionally, GE Aviation Czech s.r.o. Service Bulletin SB-000447 and Thrush Aircraft Service Bulletin SB-AG-82 were issued to address propeller shaft damage during installation and/or removal of affected propellers on the aircraft.

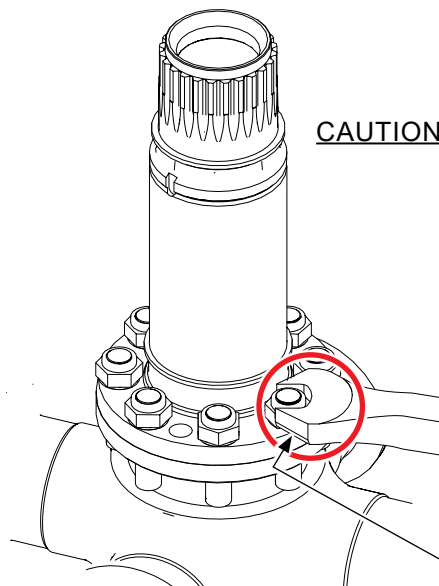
HARTZELL PROPELLER INC.  
**SERVICE LETTER**

**HC-SL-61-376**

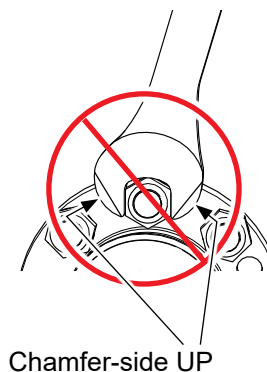
**Tool Modification and Alternate Propeller Mounting Hardware**



**CAUTION 1:** DO NOT LET THE TORQUE WRENCH ADAPTER CONTACT THE ADJACENT NUTS OR THE PROPELLER SHAFT FLANGE RADIUS WHEN LOOSENING OR TIGHTENING THE MOUNTING NUTS.



**CAUTION 2:** ALWAYS USE THE MODIFIED TORQUE WRENCH ADAPTER WITH THE CHAMFER-SIDE DOWN.



TPI-MB-0635  
TPI-MB-0636  
TPI-MB-0663

**Modified Torque Wrench Adapter  
Figure 1**

**HARTZELL PROPELLER INC.**  
**SERVICE LETTER**  
**HC-SL-61-376**

**Tool Modification and Alternate Propeller Mounting Hardware**

D. Description

- (1) This Service Letter provides Additional Maintenance Information (AMI).
- (2) This Service Letter provides instructions for a modification of the torque wrench adapter TE432 that reduces the dimensional profile of the tool.
  - (a) The modified torque wrench adapter TE432 provides more clearance to reduce the risk of damage to the propeller shaft flange radius when installing/removing affected propellers. Refer to Figure 1.
- (3) This Service Letter introduces washer (p/n: 109514) as an alternate for washer (p/n: B-7624) used on the affected propellers.
  - (a) The washer (p/n: 109514) is a thicker than washer (p/n: B-7624). The thicker washer provides additional clearance for the torque wrench adapter TE432.

E. Approval

- (1) This technical document is approved by Hartzell Propeller Inc.

**CAUTION: DO NOT USE OBSOLETE OR OUTDATED INFORMATION.  
PERFORM ALL INSPECTIONS OR WORK IN ACCORDANCE WITH  
THE MOST RECENT REVISION OF A DOCUMENT.**

F. References

- (1) GE Aviation Czech s.r.o. Service Bulletin SB-000447
- (2) Thrush Aircraft Service Bulletin SB-AG-82
- (3) Hartzell Propeller Inc. Propeller Owner's Manual 139 (61-00-39)
- (4) Hartzell Propeller Inc. Propeller Owner's Manual 149 (61-00-49)
- (5) Hartzell Propeller Inc. Illustrated Tool and Equipment Manual 165A (61-00-65)

HARTZELL PROPELLER INC.  
**SERVICE LETTER**

HC-SL-61-376

**Tool Modification and Alternate Propeller Mounting Hardware**

2. Material Information

A. Special Tooling

<u>TE Number</u>	<u>Hartzell Part Number</u>	<u>Description</u>
TE432	AST-3175	Torque Wrench Adapter

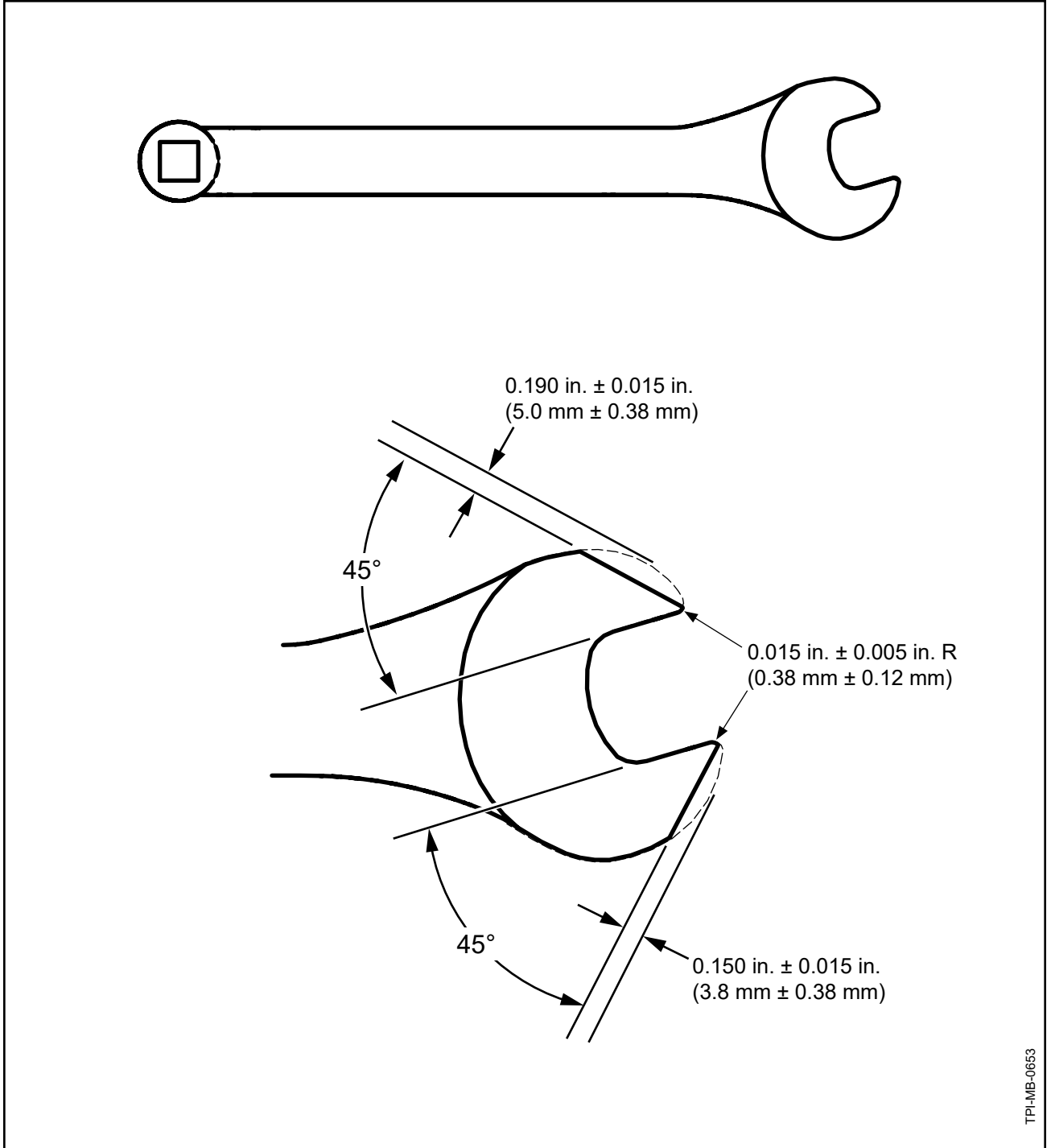
NOTE: Refer to Hartzell Propeller Inc. Illustrated Tool and Equipment Manual 165A (61-00-65) for all TE numbers in this Service Letter.

B. Alternate Hardware

<u>Part Number</u>	<u>Description</u>
109514	Washer (alternate for washer B-7624)

HARTZELL PROPELLER INC.  
**SERVICE LETTER**  
HC-SL-61-376

**Tool Modification and Alternate Propeller Mounting Hardware**

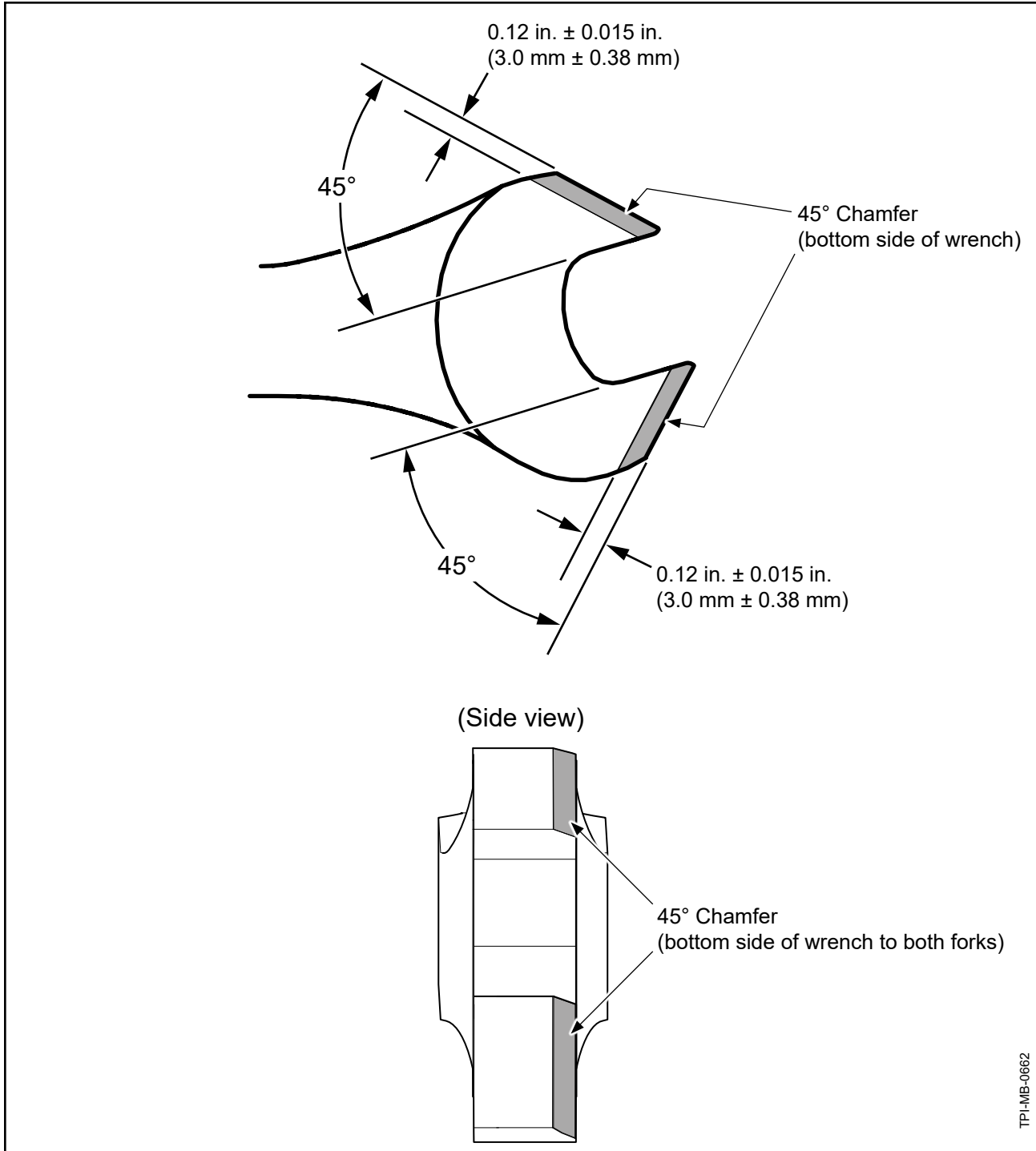


**Torque Wrench Adapter Modification: Step 1**  
**Figure 2**

HARTZELL PROPELLER INC.  
**SERVICE LETTER**

**HC-SL-61-376**

**Tool Modification and Alternate Propeller Mounting Hardware**



**Torque Wrench Adapter Modification: Step 2**  
**Figure 3**

HARTZELL PROPELLER INC.  
**SERVICE LETTER**  
HC-SL-61-376

**Tool Modification and Alternate Propeller Mounting Hardware**

3. Accomplishment Instructions

A. Modification Instructions of Torque Wrench Adapter TE432

- (1) Machine the head of the torque wrench adapter TE432 in accordance with the specifications shown in Figure 2 of this Service Letter.
- (2) Machine 45° chamfers on the bottom sides of the torque wrench adapter TE432 in accordance with the specifications shown in Figure 3 of this Service Letter.

B. Contact Information

Hartzell Propeller Inc.  
Attn.: Hartzell Propeller Inc. Product Support  
One Propeller Place  
Piqua, Ohio 45356-2634 USA  
Phone: (001) 937.778.4379  
Fax: (001) 937.778.4215  
E-mail: [techsupport@hartzellprop.com](mailto:techsupport@hartzellprop.com)

HARTZELL PROPELLER INC.  
**SERVICE LETTER**  
HC-SL-61-376

**Tool Modification and Alternate Propeller Mounting Hardware**

(Blank Page)