

Doc. No.	GAM047/MD
Date	17/03/2021
Revision	0

# LEONARDO S.p.A AW139 MODIFICATION DOCUMENT






## INSTALLATION OF PLACARDS AND MARKINGS

### IMPORTANT NOTE

This technical content of this document is approved under the authority of the DOA Approval No. DOA/2020/01.

The effectivity of the document at the latest revision is specified on the List of Effective Pages.

### Approval Signature

Prepared by	Verified & Approved by	Released by
		
AHMAD AKMAL ALIF Show Compliance Engineer (Cabin Interior) 17/03/2021	Ir. NIZAM NAZAR Compliance Verification Engineer (Cabin Interior) 17/03/2021	NUR FARHANA OTHMAN Approved Signatory 17/03/2021
		
AHMAD AKMAL ALIF Show Compliance Engineer (Structure) 17/03/2021	Ir. NIZAM NAZAR Compliance Verification Engineer (Structure) 17/03/2021	

This document is the property of GALAXY AEROSPACE (M) SDN. BHD. (1040262-D), no part of it shall be reproduced or transmitted to third parties without the express prior written authorization of GALAXY AEROSPACE (M) SDN. BHD. nor shall its contents be disclosed.

**CONTROLLED COPY**

GAM/DOA.F.006  
JULY 2020

 <b>Galaxy Aerospace</b> <small>maintenance . repair . overhaul</small> <b>MODIFICATION DOCUMENT</b>	<b>INSTALLATION OF PLACARDS AND MARKINGS ON LEONARDO S.p.A AW139</b>	
	Doc. No.	GAM047/MD
	Date	17/03/2021
	Revision	0

**TABLE OF CONTENTS**

<u>Description</u>	<u>Page</u>
<b>LOG OF REVISIONS</b> .....	<b>3</b>
<b>1. PLANNING INFORMATION</b> .....	<b>5</b>
<b>A. EFFECTIVITY</b> .....	<b>5</b>
<b>B. CLASSIFICATION</b> .....	<b>5</b>
<b>C. REASON</b> .....	<b>5</b>
<b>D. DESCRIPTION</b> .....	<b>5</b>
<b>E. COMPLIANCE</b> .....	<b>5</b>
<b>F. APPROVAL</b> .....	<b>5</b>
<b>G. MANPOWER</b> .....	<b>6</b>
<b>H. MATERIALS</b> .....	<b>6</b>
<b>I. SPECIAL TOOLING</b> .....	<b>6</b>
<b>J. WEIGHT AND BALANCE</b> .....	<b>6</b>
<b>K. ELECTRICAL LOAD DATA</b> .....	<b>6</b>
<b>L. REFERENCES</b> .....	<b>6</b>
<b>M. PUBLICATIONS AFFECTED</b> .....	<b>6</b>
<b>N. SOFTWARE ACCOMPLISHMENT SUMMARY</b> .....	<b>6</b>
<b>2. ACCOMPLISHMENT INSTRUCTIONS</b> .....	<b>7</b>
<b>A. PREPARATION</b> .....	<b>7</b>
<b>B. ACCOMPLISHMENT</b> .....	<b>7</b>
<b>B.1. Mechanical Installation</b> .....	<b>7</b>
<b>B.1.1 Exterior Placards and Markings - Removal</b> .....	<b>7</b>
<b>B.1.2 Interior Placards and Markings - Removal</b> .....	<b>7</b>
<b>B.1.3 Interior and Exterior Placards and Markings - Installation</b> .....	<b>7</b>
<b>B.2. Electrical Installation</b> .....	<b>8</b>
<b>B.2.1 Wiring Connection</b> .....	<b>8</b>
<b>B.3. Functional Check and EMI/EMC Test</b> .....	<b>8</b>
<b>B.4. Final Installation Instruction</b> .....	<b>8</b>
<b>C. OPERATING AND MAINTENANCE INSTRUCTIONS</b> .....	<b>8</b>
<b>C.1. Operating Instructions</b> .....	<b>8</b>
<b>C.2. Maintenance Instructions</b> .....	<b>8</b>

This document is the property of GALAXY AEROSPACE (M) SDN. BHD. (1040262-D), no part of it shall be reproduced or transmitted to third parties without the express prior written authorization of GALAXY AEROSPACE (M) SDN. BHD. nor shall its contents be disclosed.




 <b>Galaxy Aerospace</b> <small>maintenance . repair . overhaul</small> <b>MODIFICATION DOCUMENT</b>	<b>INSTALLATION OF PLACARDS AND MARKINGS ON LEONARDO S.p.A AW139</b>	
	Doc. No.	GAM047/MD
	Date	17/03/2021
	Revision	0

**LOG OF REVISIONS**

Rev.	Affected Page(s)	Date	Descriptions of Revision	Prepared by	Verified & Approved by	Released by
0	All	17/03/2021	Initial Issue	AAA	INN	NFO

This document is the property of GALAXY AEROSPACE (M) SDN. BHD. (1040262-D), no part of it shall be reproduced or transmitted to third parties without the express prior written authorization of GALAXY AEROSPACE (M) SDN. BHD. nor shall its contents be disclosed.




 <p><b>Galaxy Aerospace</b> maintenance . repair . overhaul</p> <p><b>MODIFICATION DOCUMENT</b></p>	<b>INSTALLATION OF PLACARDS AND MARKINGS ON LEONARDO S.p.A AW139</b>	
	Doc. No.	GAM047/MD
	Date	17/03/2021
	Revision	0

**PAGE INTENTIONALLY LEFT BLANK**

This document is the property of GALAXY AEROSPACE (M) SDN. BHD. (1040262-D), no part of it shall be reproduced or transmitted to third parties without the express prior written authorization of GALAXY AEROSPACE (M) SDN. BHD. nor shall its contents be disclosed.

**CONTROLLED COPY**

 <p><b>Galaxy Aerospace</b> maintenance . repair . overhaul</p> <p><b>MODIFICATION DOCUMENT</b></p>	<b>INSTALLATION OF PLACARDS AND MARKINGS ON LEONARDO S.p.A AW139</b>	
	Doc. No.	GAM047/MD
	Date	17/03/2021
	Revision	0

**TITLE: INSTALLATION OF PLACARDS AND MARKINGS ON LEONARDO S.p.A AW139**

## 1. PLANNING INFORMATION

### A. Effectivity

LEONARDO S.p.A AW139

Registration	Serial Number
9M-PMA	31807
9M-PMB	31726
9M-PMC	31731
9M-PMD	31809
9M-PME	31855
9M-PMF	31913

### B. Classification

This installation is classified as “MINOR” as per GAM047/MC.

### C. Reason

This modification intends to install nationality and registration marks, Malaysian flags, and aircraft placards and markings on LEONARDO S.p.A AW139 in order to comply with airworthiness requirements, Malaysia Civil Aviation Regulations (MCAIR 2016) Regulations 16, Regulations 95, Regulations 96 and Airworthiness Notices AN7201.

### D. Description

This Modification Document details the installation procedure for aircraft placards and markings.


### E. Compliance

Compliance with this Modification Document is left to the operator’s or installer’s initiative.

### F. Approval

The technical content of this document is approved under the authority of the DOA Approval No. DOA/2020/01.

This document is the property of GALAXY AEROSPACE (M) SDN. BHD. (1040262-D), no part of it shall be reproduced or transmitted to third parties without the express prior written authorization of GALAXY AEROSPACE (M) SDN. BHD. nor shall its contents be disclosed.

 <p><b>Galaxy Aerospace</b> maintenance . repair . overhaul</p> <p><b>MODIFICATION DOCUMENT</b></p>	<b>INSTALLATION OF PLACARDS AND MARKINGS ON LEONARDO S.p.A AW139</b>	
	Doc. No.	GAM047/MD
	Date	17/03/2021
	Revision	0

**G. Manpower**

At customer's initiative.

**H. Materials**

Refer Bill of Materials ED047001, Revision 0 or latest approved revision for new parts/equipment.

**I. Special Tooling**

No special tools required.

**J. Weight and Balance**

Not applicable since the weight change is negligible.

**K. Electrical Load Data**

Not applicable.

**L. References**

The following documents are required for compliance with this Modification Document:

1. Illustrated Parts Data (IPD) Chapter 11, AW139 Maintenance Manual, latest issue.
2. Aircraft Maintenance Publication (AMP) Chapter 11, AW139 Maintenance Manual, latest issue.
3. Malaysian Civil Aviation Regulation (MCA 2016); Regulation 95: Exit and Regulation 96: Break-in area.
4. CAAM Airworthiness Notice, Notice 7201 – Nationality and Registration Marks.
5. Joint Aviation Requirements Part 29 (JAR-29) of the Joint Aviation Authorities dated April 1, 2000.
6. TCDS: EASA.R.006 for AW139, latest issue.


**M. Publications Affected**

Nil.

**N. Software Accomplishment Summary**

Not Applicable.

This document is the property of GALAXY AEROSPACE (M) SDN. BHD. (1040262-D), no part of it shall be reproduced or transmitted to third parties without the express prior written authorization of GALAXY AEROSPACE (M) SDN. BHD. nor shall its contents be disclosed.

 <p><b>Galaxy Aerospace</b> maintenance . repair . overhaul</p> <p><b>MODIFICATION DOCUMENT</b></p>	<b>INSTALLATION OF PLACARDS AND MARKINGS ON LEONARDO S.p.A AW139</b>	
	Doc. No.	GAM047/MD
	Date	17/03/2021
	Revision	0

## 2. ACCOMPLISHMENT INSTRUCTIONS

### A. Preparation

1. Prepare the aircraft on ground for a safe maintenance. Avoid carrying out task if the aircraft is on jacks.
2. Disconnect the battery, electrical power sources and/or the external power supply.
3. Implement suitable access means. Remove all furnishings or equipment as required for access to work zones.

**CAUTION NOTES:**

*OBSERVE ALL RELEVANT SAFETY INSTRUCTIONS.*

### B. Accomplishment

#### B.1. Mechanical Installation

##### B.1.1 Exterior Placards and Markings - Removal


1. Locate existing placards as per AW139 IETP IPD, Chapter 11: Placards and Markings.
2. Remove placards and clean remaining adhesive on the designated area using recommended solvent as per AW139 MM 39-A-11-00-01-00A-520A-A, Decal (Polyester film) – Remove procedure.

##### B.1.2 Interior Placards and Markings - Removal

1. Locate existing placards as per AW139 IETP Chapter 11: Placards and Markings.
2. Remove placards and clean remaining adhesive on the designated area using recommended solvent as per AW139 Maintenance Manual 39-A-11-00-01-00A-520B-A, Decal (Vinyl film) – Remove procedure.

##### B.1.3 Interior and Exterior Placards and Markings - Installation

1. Refer general arrangement as per ED047001.
2. Install the interior and exterior markings as per ED047001 and ED047002.
3. After the attachment of the placards, if necessary, an over painting with clear paint is to be accomplished for sealing.

 <p><b>Galaxy Aerospace</b> maintenance . repair . overhaul</p> <p><b>MODIFICATION DOCUMENT</b></p>	<b>INSTALLATION OF PLACARDS AND MARKINGS ON LEONARDO S.p.A AW139</b>	
	Doc. No.	GAM047/MD
	Date	17/03/2021
	Revision	0

## B.2. Electrical Installation

### B.2.1 Wiring Connection

No wiring connection required for this installation.

## B.3. Functional Check and EMI/EMC Test

No functional test involved for this installation.

## B.4. Final Installation Instruction

1. Check for security.
2. Inspect aircraft aspect and cleanliness.
3. Make appropriate logbook entries as required.
4. Return aircraft to service.
5. Record embodiment of this modification in the aircraft documents.

## C. Operating and Maintenance Instructions

### C.1. Operating Instructions

No Rotorcraft Flight Manual Supplement related to this installation.

### C.2. Maintenance Instructions

Refer to Instruction for Continued Airworthiness, GAM047/ICA, Revision 0 or latest approved revision.