

ALERT SERVICE BULLETIN

TITLE: EMERGENCY FLOATATION SYSTEM - CHECK OF FLOAT HOSES RETAINING RING

SB Type: Protective measure

APPLICABILITY

Model:	EC120
Version:	B

Component affected:	LH Emergency Float MP/N 215674-0 (P/N 7050A4256000). Only some subassembly Serial Number's are impacted, refer to SAFRAN Service Bulletin No 025-69-42
---------------------	--------------------------------------------------------------------------------------------------------------------------------------------------------

or

Component affected:	LH Emergency Float MP/N 215674-1 (P/N 7050A4256005). Only some subassembly Serial Number's are impacted, refer to SAFRAN Service Bulletin No 025-69-42
---------------------	--------------------------------------------------------------------------------------------------------------------------------------------------------

or

Component affected:	LH Emergency Float MP/N 215674-2 (P/N 7050A4256007). Only some subassembly Serial Number's are impacted, refer to SAFRAN Service Bulletin No 025-69-42
---------------------	--------------------------------------------------------------------------------------------------------------------------------------------------------

or

Component affected:	LH Float gear MP/N 215674-3 (P/N 7050A4256020). Only some subassembly Serial Number's are impacted, refer to SAFRAN Service Bulletin No 025-69-42
---------------------	---------------------------------------------------------------------------------------------------------------------------------------------------

or

Component affected:	RH Emergency Float MP/N 215675-0 (P/N 7050A4256001). Only some subassembly Serial Number's are impacted, refer to SAFRAN Service Bulletin No 025-69-42
---------------------	--------------------------------------------------------------------------------------------------------------------------------------------------------

or [Export Control:](#)

[US Export Control - No US content. This Item does not contain any U.S. origin ITAR or EAR content.](#)

[FR Export Control - Not Listed. This Item is not listed against the EC regulations in the EU/FR.](#)

Component affected:	RH Emergency Float MP/N 215675-1 (P/N 7050A4256006). Only some subassembly Serial Number's are impacted, refer to SAFRAN Service Bulletin No 025-69-42
---------------------	--------------------------------------------------------------------------------------------------------------------------------------------------------

or

Component affected:	RH Emergency Float MP/N 215675-2 (P/N 7050A4256008). Only some subassembly Serial Number's are impacted, refer to SAFRAN Service Bulletin No 025-69-42
---------------------	--------------------------------------------------------------------------------------------------------------------------------------------------------

or

Component affected:	RH Float gear MP/N 215675-3 (P/N 7050A4256021). Only some subassembly Serial Number's are impacted, refer to SAFRAN Service Bulletin No 025-69-42.
---------------------	----------------------------------------------------------------------------------------------------------------------------------------------------

COMPLIANCE: MANDATORY

Comply with the instructions of this ALERT SERVICE BULLETIN at the time of the next removal for maintenance of the Emergency Floatation System (EFS) without exceeding 18 months and 54 days after you received this ALERT SERVICE BULLETIN. Refer to the issue date on this ALERT SERVICE BULLETIN.

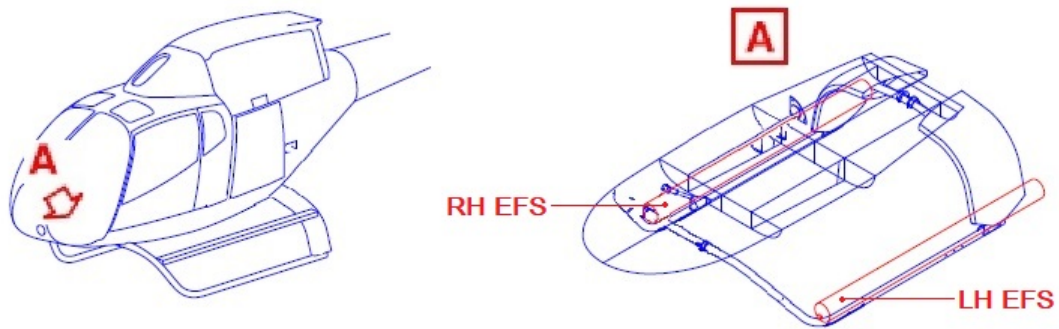
SUMMARY

The purpose of this ALERT SERVICE BULLETIN is to make sure that there is the retaining ring on the central supply coupling of the RH and LH EFS.

GENERAL EVALUATION

Evaluation table			
Perform once	YES	Accomplish recurring	NO

GENERAL ILLUSTRATION



PLANNING INFORMATION

1. REASON

During maintenance operations on the EFS, a retaining ring installed on the central supply coupling was found to be missing. The absence of this retaining ring can cause incorrect inflation of the float bag in case of activation of the EFS.

Consequently, the purpose of this ALERT SERVICE BULLETIN is to make sure that there is the retaining ring on the central supply coupling of the RH and LH EFS.

2. DESCRIPTION

This ALERT SERVICE BULLETIN includes the work steps that follow:

- Remove the RH and LH EFS.
- Do a check of the presence of the retaining ring on the RH and LH EFS, and install one if missing in accordance with SAFRAN Service Bulletin No. 025-69-42.
- Install the RH and LH EFS.

3. CONCURRENT REQUIREMENTS

Not applicable.

4. APPROVAL

The technical content of this document is approved under the authority of the Design Organization Approval ref. EASA. 21J.700.

5. MANPOWER

NOTE

The Purpose of Man Hours is to give Airbus Helicopters customers a guideline for maintenance scheduling. It is not a contractual information.

5.1. Manpower for procedure

Number of Persons	Qualification	Estimated Man Hours
1	Technician	10 mn (excluding time to remove/install the EFS)

6. WEIGHT AND BALANCE

Not applicable.

7. ELECTRICAL LOAD DATA

Not applicable.

8. DOCUMENTATION AFFECTED

Not applicable.

9. MATERIAL INFORMATION

9.1. Price

Refer to information given in the Service Bulletin No. 025-69-42 from SAFRAN Aerosystems.

9.2. Availability

Refer to information given in the Service Bulletin No. 025-69-42 from SAFRAN Aerosystems.

9.3. Procurement

Refer to information given in the Service Bulletin No. 025-69-42 from SAFRAN Aerosystems.

9.4. Mixability

Not applicable

9.5. LIST OF NEW MATERIALS

Individual Spares List				
Item	Designation	Reference	MFC	QTY
None				

Consumables, Materials and Expendables			
Designation	Reference	MFC	QTY
None			

Special Tools				
Item	Designation	Reference	MFC	QTY
None				

9.6. LIST OF EXISTING PARTS

Not applicable.

10. ACCOMPLISHMENT INSTRUCTION

Comply with the accomplishment procedure [25-40-0001, 933](#)

11. ADDITIONAL INFORMATION

Not applicable.

End of section

CHECK OF FLOAT HOSES RETAINING RING 25-40-0001, 933

1. APPLICABILITY

Model:	EC120
Version:	B

Component affected:	LH Emergency Float MP/N 215674-0 (P/N 7050A4256000). Only some subassembly Serial Number's are impacted, refer to SAFRAN Service Bulletin No 025-69-42
---------------------	--------------------------------------------------------------------------------------------------------------------------------------------------------

or

Component affected:	LH Emergency Float MP/N 215674-1 (P/N 7050A4256005). Only some subassembly Serial Number's are impacted, refer to SAFRAN Service Bulletin No 025-69-42
---------------------	--------------------------------------------------------------------------------------------------------------------------------------------------------

or

Component affected:	LH Emergency Float MP/N 215674-2 (P/N 7050A4256007). Only some subassembly Serial Number's are impacted, refer to SAFRAN Service Bulletin No 025-69-42
---------------------	--------------------------------------------------------------------------------------------------------------------------------------------------------

or

Component affected:	LH Float gear MP/N 215674-3 (P/N 7050A4256020). Only some subassembly Serial Number's are impacted, refer to SAFRAN Service Bulletin No 025-69-42
---------------------	---------------------------------------------------------------------------------------------------------------------------------------------------

or

Component affected:	RH Emergency Float MP/N 215675-0 (P/N 7050A4256001). Only some subassembly Serial Number's are impacted, refer to SAFRAN Service Bulletin No 025-69-42
---------------------	--------------------------------------------------------------------------------------------------------------------------------------------------------

or

Component affected:	RH Emergency Float MP/N 215675-1 (P/N 7050A4256006). Only some subassembly Serial Number's are impacted, refer to SAFRAN Service Bulletin No 025-69-42
---------------------	--------------------------------------------------------------------------------------------------------------------------------------------------------

or

Component affected:	RH Emergency Float MP/N 215675-2 (P/N 7050A4256008). Only some subassembly Serial Number's are impacted, refer to SAFRAN Service Bulletin No 025-69-42
---------------------	--------------------------------------------------------------------------------------------------------------------------------------------------------

or

Component affected:	RH Float gear MP/N 215675-3 (P/N 7050A4256021). Only some subassembly Serial Number's are impacted, refer to SAFRAN Service Bulletin No 025-69-42.
---------------------	----------------------------------------------------------------------------------------------------------------------------------------------------

2. GENERAL INFOS

EFS - EMERGENCY FLOATATION SYSTEM

3. PRELIMINARY REQUIREMENTS

3.1. Applicable Documents

- Removal / Installation - Emergency Floatation Gear [25-67-00,4-1](#)

3.2. Set up

None

3.3. Special tools

None

3.4. Materials

None

3.5. Spares

None

3.6. Safety conditions



4. PROCEDURE

4.1. Remove the RH and LH EFS from the helicopter. Refer to Task Removal / Installation - Emergency Floatation Gear [25-67-00,4-1](#)

4.2. Send back the RH and LH EFS to SAFRAN Aerosystems or to a SAFRAN-approved repair center to comply with Service Bulletin No. 025-69-42 from SAFRAN Aerosystems.


or

Comply with Service Bulletin No. 025-69-42 from SAFRAN Aerosystems (refer to the end of this ALERT SERVICE BULLETIN).

4.3. Install a RH and LH front EFS that comply with Safran SB No. 025-69-42 or not listed in applicability table . Refer to Task Removal / Installation - Emergency Floatation Gear [25-67-00,4-1](#)

5. CLOSE UP

- 5.1. Record the full compliance with this ALERT SERVICE BULLETIN, in the helicopter documents and equipment Log Cards.
- 5.2. Record the full compliance with this ALERT SERVICE BULLETIN (see IN 3785-I-00 for instructions): QR-Code or hypertext link.



[ASB EC120-25-40-0001](#)

End of service bulletin

CUSTOMER SUPPORT & SERVICES

Technical Publications
61, RUE PIERRE CURIE
CS20001
78373 PLAISIR CEDEX
FRANCE

Phone international: +33 1 61 34 23 23

Fax international: +33 1 61 34 21 13

TPP Web site: <https://techpub.services.safran-aerosystems.com>

TRANSMITTAL LETTER

This Transmittal Letter applies to the original issue, dated JUN 13/23, of Service Bulletin 025-69-42.

REASON FOR ISSUE:

Initial issue.

REVISION SEQUENCE:

Initial issue: JUN 13/23

EXPORT CONTROL STATEMENT:

This information is of origin Safran Aerosystems / France and does not contain any export controlled Information. Obey the national regulations for export control.

THIS PAGE INTENTIONALLY LEFT BLANK

FLOATS & RAFTS
58 rue de Segonzac – B.P. 81
16103 COGNAC CEDEX - FRANCE

Phone international: +33 5 45 83 20 20

Fax international: +33 5 45 83 20 70

SERVICE BULLETIN
**TITLE: EQUIPMENT/FURNISHINGS (ATA 25)
EMERGENCY FLOTATION SYSTEMS (EFS)
INSPECTION OF FLOAT HOSES RETAINING RING**
1. [PLANNING INFORMATION](#)
A. Effectivity
(1) Equipment involved

This Service Bulletin (SB) applies to the in-service Safran Aerosystems (SAO) Emergency Flotation System (EFS) fitted to Airbus Helicopters (AH) helicopters (H/C) listed in the table that follows.

NOTE: EFS parts on which SAO Service Bulletin 025-69-42 is mentioned on the log-card (refer to section 3.D.(2).) are not concerned.

PART NUMBERS (SAO F6101)	PART NUMBERS (AH F0210)	AH H/C	SERIAL NUMBERS (SAO F6101)	EQUIPMENT DESIGNATION
215674-0	7050A4256000	EC120	<i>(refer to Table 2)</i>	L/H FLOTATION ASSY.
215674-1	7050A4256005			
215674-2	7050A4256007			
215674-3	7050A4256020			
215675-0	7050A4256001	EC120	<i>(refer to Table 2)</i>	R/H FLOTATION ASSY.
215675-1	7050A4256006			
215675-2	7050A4256008			
215675-3	7050A4256021			
217227-0	704A42690034	EC130	<i>(refer to Table 2)</i>	L/H FLOTATION
217227-1	704A42690054			
217228-0	704A42690035	EC130	<i>(refer to Table 2)</i>	R/H FLOTATION
217228-1	704A42690053			
220679-0	M254A10A1001	H175	Up to S/N 132 (included) or manufactured before 01/21	L/H FWD FLOTATION
220679-1	M254A10A1002			
220680-0	M254A10A2001	H175	Up to S/N 130 (included) or manufactured before 01/21	R/H FWD FLOTATION
220680-1	M254A10A2002			

Table 1 – Equipment involved

(2) Affected Subassembly

NOTE: if a float Part Number is listed in the table that follows, the manufacturing date of the float has to be considered.

SUBASSEMBLY PART NUMBERS (SAO F6101)	SUBASSEMBLY SERIAL NUMBERS (SAO F6101)	SUBASSEMBLY DESIGNATION	EQUIPMENT PART NUMBERS (SAO F6101)
215481-0	Up to S/N 192 (included) or manufactured before 01/21	L/H FLOAT	215674-0 215674-1 215674-2 215674-3
215482-0	Up to S/N 195 (included) or manufactured before 01/21	R/H FLOAT	215675-0 215675-1 215675-2 215675-3
217174-0	Up to S/N 283 (included) or manufactured before 01/21	L/H FLOAT	217227-0 217227-1
217195-0	Up to S/N 285 (included) or manufactured before 01/21	R/H FLOAT	217228-0 217228-1

Table 2 – Affected Subassembly

(3) On production line

Not applicable.

(4) In Repair Station

Not applicable.

B. Concurrent Requirements

None.

C. Reason

During maintenance operations on the EFS, a retaining ring installed on the central supply coupling was found to be missing. The absence of this retaining ring can cause incorrect inflation of the float bag in case of activation of the EFS.

This SB is issued to supply the instructions for verifying the presence of the retaining ring and the corrective action to be taken if it is missing.

D. Description

To prevent any significant operational disruptions, a special inspection has to be performed to verify that each component is fully operational and to ensure that the equipment is in normal condition.

E. Compliance

Embodiment of this inspection is MANDATORY.

Inspection will be performed systematically during the first return of the equipment for maintenance.

The procedure defined in this SB must be performed by the Safran Aerosystems repair network or by staff able to perform the float maintenance in accordance with applicable maintenance documentation.

F. Approval

The technical information contained in this Equipment Manufacturer's SB was approved by Airbus Helicopters (AH) under the prerogatives of EASA Design Organization Approval No.21J.700 only for the AH helicopter range concerned.

G. Manpower

- (1) 1 technician,
- (2) Estimated time: 0 h 10 min (application of section 3.C. of this SB).

H. Weight and Balance

No impact on weight and balance.

I. Electrical Load Data

Not applicable.

J. Software Accomplishment Summary

Not applicable.

K. References

Component Maintenance Manual (CMM) 25-69-32 last issue (AH H/C program: EC120),
Component Maintenance Manual (CMM) 25-69-20 last issue (AH H/C program: EC130),
Component Maintenance Manual (CMM) 25-40-00 last issue (AH H/C program: H175).

L. Publications Affected

Component Maintenance Manual (CMM) 25-69-32 last issue (AH H/C program: EC120),
Component Maintenance Manual (CMM) 25-69-20 last issue (AH H/C program: EC130),
Component Maintenance Manual (CMM) 25-40-00 last issue (AH H/C program: H175).

M. Interchangeability

Not applicable.

2. MATERIAL INFORMATION
A. Material - Price and Availability
(1) Material

FIG. ITEM (CMM)	NEW P/N	KEYWORD	OLD P/N	QTY	INSTRUCTION
2-170 (25-69-32) 3-170 (25-69-32) 2-110 (25-69-20) 3-110 (25-69-20) 2-110 (25-40-00) 3-110 (25-40-00)	955007	Retaining ring*, 20x1.2	-	1	Install

*: Only if the retaining ring is found to be missing.

Table 3 – List of materials

(2) Price

SB application is Free Of Charge if performed during maintenance.

Any additional repair (not related to the SB) is chargeable.

For any retrofit information or request, please contact:

technical.retrofit.sao@safrangroup.com

(3) Availability

For order of spares parts, please contact Safran Aerosystems (SAO) following this email address:

spares.order.sao@safrangroup.com

B. Industry Support Information

Visit Safran Aerosystems web site (Capability List section) at the address that follows for an approved Repair Center in your area:

www.safran-aerosystems.com/customers

C. List of Components**(1) Materials**

Not applicable.

(2) Consumable materials

NOTE: You can use equivalent substitutes for any of the listed items.

DESIGNATION	REFERENCE	QTY	SUPPLIER
Black PVC adhesive tape, width 19 mm	-	AR	Local supplier
Adhesive threadlocking (low strength)*	LOCTITE 222	AR	F7121
Activator*	LOCTITE 7471	AR	F7121

*: Only if the retaining ring is found to be missing (supply hose re-installation).

Table 4 – Consumable materials

D. Subcomponents To Be Re-identified

Not applicable.

E. Tooling

Not applicable.

F. Special Tools

None.

3. ACCOMPLISHMENT INSTRUCTIONS

A. General

- (1) The inspection should be carried out on a clean dust-free surface and with clean hands.
- (2) Standard workshop practices must be followed throughout the operations and precautions relating to the use of materials and substances, which may be injurious to health, must be observed.
- (3) Refer to the applicable Component Maintenance Manuals (CMMs) listed in section 1.K. for identification and orientation of components.

B. Preparation

- (1) Open the EFS.
- (2) Unfold the float.

NOTE: Refer to the related CMM for float unfolding and inflation assembly removal instructions (refer to section 1.K.).

C. Procedure

NOTE: Refer to the related CMM for:
- Details on position of the parts,
- Assembly instructions.

NOTE: Inspection procedure is symmetrically the same one for L/H and R/H sides.

- (1) Locate the position of the central supply coupling on the float bag.
- (2) Remove and discard the adhesive tape that surrounds the supply hose connection (refer to Figure 1).




Figure 1 – Remove the adhesive tape

- (3) Do the inspection of the supply hose / central supply coupling connection for presence of the retaining ring (refer to Figure 2):




Figure 2 – Retaining ring location

- (a) If the retaining ring is present:
- 1 Wrap again the supply hose connection with new adhesive tape (refer to section 2.C.(2).).
- (b) If the retaining ring is missing:
- 1 Remove the supply hose from the central supply coupling.
NOTE: Refer to the related CMM for disassembly instructions (refer to section 1.K.).
 - 2 Install the retaining ring (P/N 955007) (refer to section 2.1.A.) on the central supply coupling.
 - 3 Re-install the supply hose on the central supply coupling (refer to section 2.C.(2).).
NOTE: Refer to the related CMM for assembly instructions (refer to section 1.K.).
 - 4 Wrap again the supply hose connection with new adhesive tape (refer to section 2.C.(2).).

D. Re-identification of equipment**(1) Re-identification**

Not applicable.

(2) Record

- (a) Record compliance with this SB by marking the mention “**SB 025-69-42**” above the external identification marking of EFS with a permanent black pen.
- (b) Accordingly complete the log-card of the equipment when the hose is installed on EFS by writing the inspection date and the reference of the SB.

(3) Tracability

- (a) Tracability is made in accordance with the repair station procedure.

E. Test

Not applicable.

F. Close-Up**(1) Re-pack the float.**

NOTE: Refer to the related CMM for float folding and packing instructions (refer to section 1.K.).