



No. EC155-63A014

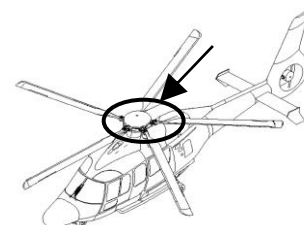
Civil version(s): B, B1

ALERT SERVICE BULLETIN

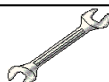
CORRECTIVE MEASURE

MAIN ROTOR DRIVE - Change of pressure switch of the dual pump MGB oil pressure

Corresponds to modification 0779B39



For the attention of



Revision No.	Date of issue
Revision 0	2021-06-15
Revision 1	2021-07-07

Summary:

The purpose of this ALERT SERVICE BULLETIN is to replace the existing pressure switch "16E" by a new pressure switch without modification of the threshold trigger value (already put at 0.6 bar) but change of technology inside the switch.

Reason for last Revision:

The purpose of revision 1 of this ALERT SERVICE BULLETIN is to give details to replace the pressure switch "16E" and to change the quantity of P/N in paragraph 2.C. after customers' feedback.

Compliance:

Airbus Helicopters considers that compliance with the instructions contained in this ALERT SERVICE BULLETIN is essential.

No. EC155-63A014

1. PLANNING INFORMATION



CAUTION

THIS ALERT SERVICE BULLETIN IS WRITTEN BASED ON THE ORIGINAL HELICOPTER CONFIGURATION (AS DEFINED IN THE INDIVIDUAL INSPECTION LOG BOOK (RIC)). IT ALSO TAKES INTO ACCOUNT ALL AIRBUS HELICOPTERS APPROVED CONFIGURATION CHANGES MADE AFTER DELIVERY, IF AIRBUS HELICOPTERS WAS INFORMED OF THEM. IT IS THE RESPONSIBILITY OF THE OPERATOR TO CHECK THE COMPATIBILITY OF ANY MODIFICATIONS WITH THE CURRENT HELICOPTER CONFIGURATION. IF MODIFICATIONS ARE NOT COMPATIBLE, IT IS THE RESPONSIBILITY OF THE OPERATOR TO DEFINE THE NECESSARY ADAPTATION WORK AND HAVE THEM APPROVED BY THE AIR TRANSPORT AUTHORITIES IN THE COUNTRY CONCERNED, AND TO MAKE SURE THAT THEIR AIRWORTHINESS IS FOLLOWED UP.

1.A. EFFECTIVITY

1.A.1. Helicopters/installed equipment or parts

Helicopters having a dual MGB (Main Gear Box) lubrication pump and PRE MOD 0779B39.

NOTE

Refer to the Individual Inspection Log Book (RIC AMS) and/or Aircraft Log Book to identify the current modification status of the helicopter.

1.A.2. Non-installed equipment or parts

Pressure switch P/N S 1130 019 087 (704A37721087).

1.B. ASSOCIATED REQUIREMENTS

Not applicable.

1.C. REASON

Revision 0:

One customer reported the following event: during a flight, the amber oil pressure alarms, then red "MGB P" were triggered, forcing the crew to apply emergency procedures to land.

The analysis revealed that the minimum threshold of 0.6 bar had not been reached and the crew could have completed their mission. This being due to the performances of the pressure switch detection threshold P/N S 1130 019 087 (704A37721087).

Airbus Helicopters has developed modification 0779B39 to replace the existing "16E" pressure switch with a new pressure switch more efficient.

Although the safety level of the helicopter is compliant with the airworthiness regulations, the issue of this ALERT SERVICE BULLETIN improves the Airbus Helicopters safety standards

Revision 1:

The purpose of revision 1 of this ALERT SERVICE BULLETIN is to give details to replace the pressure switch "16E" and to change the quantity of P/N in paragraph 2.C. after customers' feedback.

Revision 1 of this ALERT SERVICE BULLETIN has no effect on the compliance with revision 0 of this ALERT SERVICE BULLETIN.

1.D. DESCRIPTION

This ALERT SERVICE BULLETIN consists in replacing the existing pressure switch "16E" with new pressure switch P/N 11201510 (704A37721125).

1.E. COMPLIANCE

1.E.1. Compliance at H/C manufacturer level

Airbus Helicopters considers compliance with the instructions of paragraph [3.](#) of this ALERT SERVICE BULLETIN as essential before delivery of the helicopter (or equipment).

1.E.2. Compliance in service

Helicopters/installed equipment or parts:

The work must be performed on the helicopter by the operator.

Comply with paragraph [3.B.](#) of this ALERT SERVICE BULLETIN within 600 flight hours or at the latest within 24 months from receipt of revision 0 of this ALERT SERVICE BULLETIN, issued on the date indicated in the page footer.

Non-installed equipment or parts:

The build-up of stocks for compliance with this ALERT SERVICE BULLETIN is left to the operator's initiative.

No. EC155-63A014

1.F. APPROVAL

Approval of modifications:

The information or instructions relate to modification No. 0779B39 issue 4, which was approved on January 07, 2021 under the authority of EASA Design Organization Approval No. 21J.700 for civil version helicopters subject to an Airworthiness Certificate.



Approval of this document:

The technical information contained in this ALERT SERVICE BULLETIN Revision 0 was approved on January 15, 2021 under the authority of EASA Design Organization Approval No. 21J.700 for civil version helicopters subject to an Airworthiness Certificate.

The technical information contained in this ALERT SERVICE BULLETIN Revision 1 was approved on July 05, 2021 under the authority of EASA Design Organization Approval No. 21J.700 for civil version helicopters subject to an Airworthiness Certificate.

1.G. MANPOWER



For compliance with this ALERT SERVICE BULLETIN, Airbus Helicopters recommends the following staff qualifications:

Qualification:
1 Mechanical Technician.



The Estimated Man-hours are indicated for reference purposes only and based on a standard helicopter configuration.

Estimated Man-hours:
4 hours for the Mechanical Technician.



Estimated helicopter downtime is indicated for reference purposes only, based on a standard helicopter configuration.

Helicopter downtime is estimated at one half-day.

1.H. WEIGHT AND BALANCE

Not applicable.

1.I. POWER CONSUMPTION

Not applicable.

1.J. SOFTWARE UPGRADES/UPDATES

Not applicable.

1.K. REFERENCES

The following documents are required for compliance with this ALERT SERVICE BULLETIN.

Aircraft Maintenance Manual

AMM: 24-00-00-911: General Safety Instructions - Electrical Power,

AMM: 53-53-00-061: Removal / Installation - MGB cowlings,

AMM: 60-00-00-911: General Safety Instructions - Power Transmission Systems,

Standard Practices Manual

MTC: 20-02-05-404: Assembly by screws and nuts - Joining,

MTC: 20-02-06-101: Safeying assemblies: General - Safeying and locking assemblies,

MTC: 20-02-06-402: Safeying with lockwire - Safeying and locking assemblies,

MTC: 20-02-07-101: Electrical bonding: General - Electrical bonding,

MTC: 20-02-07-401: Electrical bonding procedure - Electrical bonding,

MTC: 20-02-07-402: Bonding procedure applied on metal structure - Electrical bonding,

MTC: 20-07-02-201: Helicopter parked in a repair shop - Safety instructions,

MTC: 20-07-03-408: Appearance checks on an aircraft after an inspection or repair - Technical instructions.

Information Notice

IN : 3481-I-00: The Marketplace: an AirbusWorld eOrdering service

IN : 3643-I-00: Introduction of the digital Service Bulletin reporting R-Tex

1.L. OTHER AFFECTED PUBLICATIONS



CAUTION

TO COMPLY WITH THIS ALERT SERVICE BULLETIN, THE OPERATOR MUST MAKE SURE THAT ALL THE MAINTENANCE DOCUMENTS REQUIRED FOR THE MAINTENANCE OF THIS INSTALLATION ARE AVAILABLE. IF NOT, IT IS THE OPERATOR'S RESPONSIBILITY TO OBTAIN THE DOCUMENTS FROM THE USUAL AIRBUS HELICOPTERS CONTACT.

Revision of the documents IPC will be updated on the subject of the customer's order.

1.M. PART INTERCHANGEABILITY OR MIXABILITY

Interchangeability:

PRE MOD and POST MOD components are not interchangeable.

Mixability:

Mixing between PRE MOD and POST MOD components is prohibited.

2. EQUIPMENT OR PARTS INFORMATION

2.A. EQUIPMENT OR PARTS: PRICE - AVAILABILITY - PROCUREMENT

Price

For any information on the price of modification kits and/or components or for assistance, contact the Airbus Helicopters Network Sales and Customer Relations Department.

Availability

Delivery lead times will be indicated by the Sales and Customer Relations Department on the operator's request.

Procurement

Order the required quantity from the Airbus Helicopters Network Sales and Customer Relations Department:

Airbus Helicopters
Etablissement de Marignane
Direction Ventes et Relations Client
13725 MARIIGNANE CEDEX
FRANCE

NOTE

On the purchase order, please specify the mode of transport, the destination and the serial numbers of the helicopters to modify.

2.B. LOGISTIC INFORMATION

Not applicable.

2.C. EQUIPMENT OR PARTS REQUIRED PER HELICOPTER/COMPONENT

Components to be ordered for one helicopter or one assembly:

Key Word	Qty	New P/N	Item	Old P/N→	Instruction
MGB oil pressure switch	1	11201510 (704A37721125)	2	S 1130 019 087 (704A37721087)	Store
Static sealing bush	1	81811-100	3		

No. EC155-63A014

Consumables to be ordered separately:

As per Work Cards and Tasks mentioned in this ALERT SERVICE BULLETIN and list below:

Key Word	Qty	P/N consumable	CM	Item
Lockwire	0.5 m	EN3628-0,5	777	1
Oil (mineral)	0.25 L	AIR3525	123	4

You can order the consumables from the AirbusWorld Marketplace through e-ordering (IN No. 3481-I-00).

If you cannot get access to e-ordering, please contact your Logistic Focal Point.

Special tools:

As per Work Cards and Tasks mentioned in this ALERT SERVICE BULLETIN.

2.D. EQUIPMENT OR PARTS TO BE RETURNED

Not applicable.

3. ACCOMPLISHMENT INSTRUCTIONS

3.A. GENERAL

- As per Task 24-00-00-911 (AMM), read and comply with the general electrical instructions.
- As per Work Card 20-02-06-101 (MTC), read and comply with the general instructions on safetying assemblies.
- As per Work Card 20-02-06-402 (MTC), read and comply with the general instructions on safetying with lockwire.
- As per Work Card 20-02-07-101 (MTC), read and comply with the general instructions on electrical bonding.
- As per Work Card 20-02-07-401 (MTC), read and comply with the instructions on electrical bonding.
- As per Work Card 20-02-07-402 (MTC), read and comply with the general instructions on electrical bonding on metal structure.
- As per Work Card 20-07-02-201 (MTC), read and comply with the instructions applicable when grounding helicopters parked in a repair shop.

As per Work Card 20-02-05-404 (MTC), unless otherwise stated, tighten the screws to standard torque.

3.B. WORK STEPS

3.B.1. Preliminary steps

- Park the helicopter in a maintenance hangar.
- Install appropriate access equipment.
- Disconnect all electrical power supplies.
- Remove all equipment and furnishings to enable adequate access to the various work areas.
- Remove the engine cowlings as per Task 53-53-00-061 (AMM).

3.B.2. Procedure

3.B.2.a. Remove the old pressure switch "16E" (Figure 1)

As per [Figure 1](#), Details A and B

- Disconnect the connector (a) "16E" (Detail A).
- Remove and discard the lockwires (Detail B).
- Remove and store the pressure switch (c) (Detail A).
- Discard the sealing bushes (d) (Detail B).

3.B.2.b. Installation of the new pressure switch "16E" (Figure 1)

As per [Figure 1](#), Details A and B

- Secure lockwire (1) to the pressure switch (2) (Details A and B).

NOTE 1

The lockwire (1) will be used to secure the pressure switch (2).

- Lubricate the sealing bushes (3) with oil (4).
- Install the pressure switch (2) with the sealing bush (3) (Details A and B).

No. EC155-63A014

- Tighten to the indicated torque (Detail B).
- Safety the pressure switch (2) to the sealing bush (3) using lockwire (1) (previously secured to the pressure switch (2)).
- Connect the connector (a) "16E" again (Details A and B).

3.B.3. Tests

- Set the helicopter into test condition.
- Connect all electrical power supplies again.
- Energize the helicopter electrical power systems.

3.B.4. Final steps

- De-energize the helicopter electrical power systems.
- Install the engine cowlings as per Task 53-53-00-061 (AMM).
- Clean and restore the work areas and the helicopter as per Work Card 20-07-03-408 (MTC).
- Install the furnishings and equipment removed during the preliminary steps (paragraph [3.B.1.](#)).
- Remove the access equipment.
- Set the helicopter to flight condition.

3.B.5. Work steps for non-installed equipment or parts

The replacement and build-up of stocks are left to the operator's initiative.

3.C. RECORD OF COMPLIANCE

Compliance with this document:

Record full compliance with this ALERT SERVICE BULLETIN, with the revision number, in the helicopter documents.

Record compliance with this ALERT SERVICE BULLETIN (see IN 3643-I-00 for instructions):
QR Code or hypertext link



NOTE 2

*The recording of compliance with
ALERT SERVICE BULLETINS in the R-Text tool does not
replace the recording in the helicopter documents.*

[ASB EC155 63A014](#)

Tracking of modifications in the documentation:

Record full embodiment of modification 0779B39 in the helicopter documents.

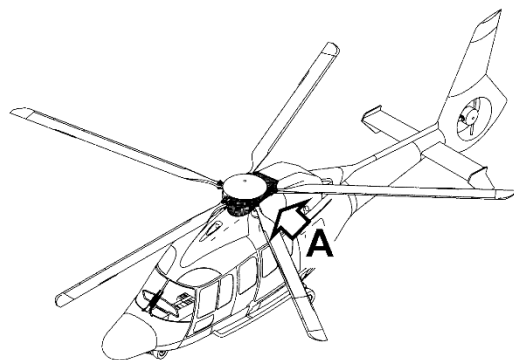
3.D. OPERATING AND MAINTENANCE INSTRUCTIONS

Operating instructions:

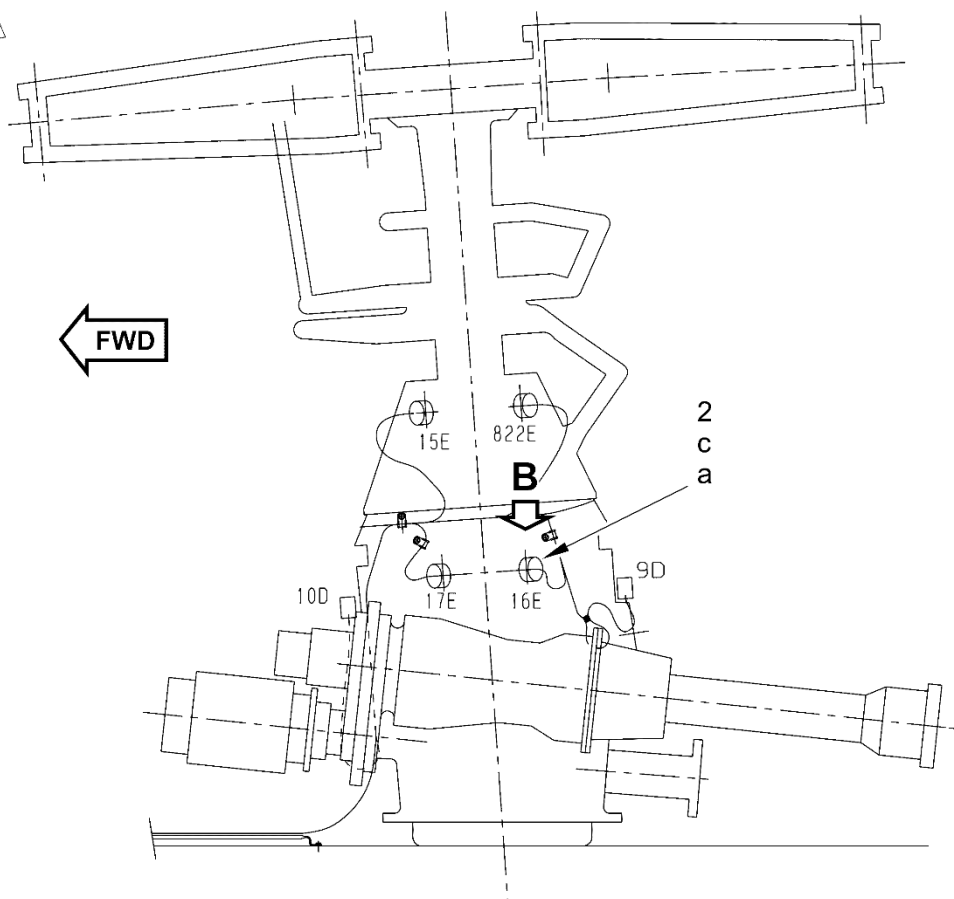
Not applicable.

Maintenance instructions:

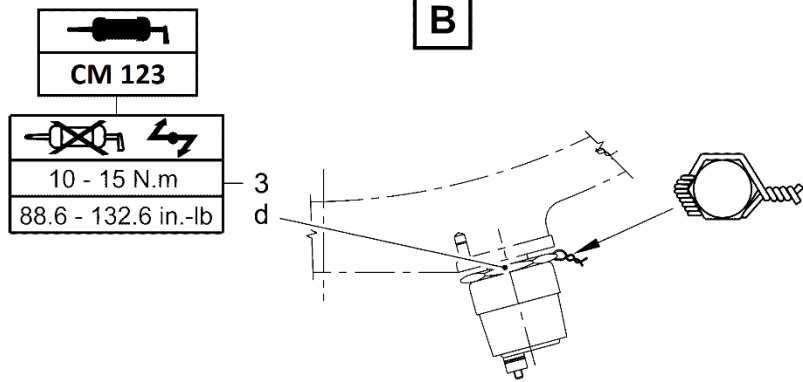
Refer to the Aircraft Maintenance Manual (AMM).



A
LH SIDE



B



Return to paragraphs [3.B.2.a](#) and [3.B.2.b](#).

Figure 1 - Replacement of pressure switch "16E"