

DELIVERY NOTE WP

DELIVER TO : *AMENDED*

GALAXY AEROSPACE (M) SDN. BHD.
 CAMO DEPARTMENT
 Lot 11, MRO Centre,
 Malaysia International Aerospace Centre,
 Sultan Abdul Aziz Shah Airport,
 47200 Subang, Selangor
 Malaysia.
 Attn : Zaty Nadhira binti Mohamed Zuhari


DN NUMBER : GAM/DN/BOE/24/062

OUR REFERENCE : 9M-BOE-18039

WO REFERENCE : 2023-18039

DATE COMPLETION: 03 JAN 2024

AJL NUMBER : 001556

A/C DETAILS								
A/C TYPE	AW189	A/C REG	9M-BOE	A/C S/N	49045			
OWNER / OPERATOR	FIRE AND RESCUE DEPT. OF MALAYSIA	A/C TOTAL TIME	1385:05	LANDINGS	2800			
ENGINE #1 S/N	780235	T.S.N	1214:27	T.S.O	-			
ENGINE #2 S/N	780220	T.S.N	1385:05	T.S.O	-			
LIST OF TASK PERFORMED	WP NUMBER	NUMBER OF PAGES						
		*WS	*PR	*TR	*ARC	*S	*SBC	*OTH
SB NO. 342-49-047, ISSUE 001-UPDATE OF GAS GENERATOR CONFIGURATION	001	1	1	1	-	-	-	3
*THIS IS TO CERTIFY THAT TASKS LISTED ABOVE HAS BEEN ACCOMPLISHED AS PER PO/WORK ORDER/SERVICE ORDER NO. 1AS ABOVE.								
NAME	NURUL AMIRA	SIGNATURE		DATE	26 FEBRUARY 2024			
VERIFIED AND ACCEPTED BY				NUR HUSNINA BINTI MUHAMAD ZURAI'DI CAMO Planner Galaxy Aerospace (M) Sdn Bhd (1040262-D)				
DATE				27/02/2024				

- *WS – WORKSHEET
- *PR – PART REPORT
- *ARC – AUTHORISED RELEASE CERTIFICATE
- *S – SERVICEABLE LABEL
- *SBC – SERVICE BULLETIN COMPLIANCE
- *OTH – OTHERS

WORK PACKAGE HANDOVER

A/C REG	: 9m-BOE	CHECK TYPE	: BASE MAINTENANCE
CHECK DUE	: ANNUAL CHECK	BASE	: MIAT

ITEM	DESCRIPTION	WORKPACK	WORKSHEET
1.	WMC-BOE-23-055		/
2.	9m-BOE-14857	/	/
3.	9m-BOE-18039	/	/
4.	9m-BOE-15008	/	/
5.			
6.			
7.			
8.			
9.			
10.			

THIS CHECK PACKAGE IS HANDED OVER BY

NAME: NUR HUSNINA BINTI MUHAMAD ZURAIDI
CAMO Planner

POSITION: Galaxy Aerospace (M) Sdn Bhd

ORGANIZATION: (1040262-D)

DATE: 20/02/2024

I HEREBY CONFIRM THE ACCEPTANCE OF THIS CHECK PACKAGE AND ITS CONTENT

NAME: NURUL AMIRA

POSITION: PPC

ORGANIZATION: GAM

DATE: 20/02/2024

NOTE: THIS FORM IS TO BE ATTACHED WITH THE WORK PACKAGE

DELIVERY NOTE WP

DELIVER TO :

GALAXY AEROSPACE (M) SDN. BHD.
 CAMO DEPARTMENT
 Lot 11, MRO Centre,
 Malaysia International Aerospace Centre,
 Sultan Abdul Aziz Shah Airport,
 47200 Subang, Selangor
 Malaysia.
 Attn : Zaty Nadhira binti Mohamed Zuhari


DN NUMBER : GAM/DN/BOE/24/015

OUR REFERENCE : 9M-BOE-18039

WO REFERENCE : 2023-18039

DATE COMPLETION: 03 JAN 2024

AJL NUMBER : 001556

A/C DETAILS								
A/C TYPE	AW189	A/C REG	9M-BOE	A/C S/N	49045			
OWNER / OPERATOR	FIRE AND RESCUE DEPT. OF MALAYSIA	A/C TOTAL TIME	1385:05	LANDINGS	2800			
ENGINE #1 S/N	780235	T.S.N	1214:27	T.S.O	-			
ENGINE #2 S/N	780220	T.S.N	1385:05	T.S.O	-			
LIST OF TASK PERFORMED	WP NUMBER	NUMBER OF PAGES						
		*WS	*PR	*TR	*ARC	*S	*SBC	*OTH
SB NO. 342-49-047, ISSUE 001-UPDATE OF GAS GENERATOR CONFIGURATION	001	1	1	1	-	-	-	3
*THIS IS TO CERTIFY THAT TASKS LISTED ABOVE HAS BEEN ACCOMPLISHED AS PER PO/WORK ORDER/SERVICE ORDER NO. 1AS ABOVE.								
NAME	NURUL AMIRA	SIGNATURE		DATE	23 JANUARY 2024			
VERIFIED AND ACCEPTED BY				NUR HUSNINA BINTI MUHAMAD ZURAI'DI CAMO Planner Galaxy Aerospace (M) Sdn Bhd (1040262-D)				
DATE				23 JAN 2024				

- *WS – WORKSHEET
- *PR – PART REPORT
- *ARC – AUTHORISED RELEASE CERTIFICATE
- *S – SERVICEABLE LABEL
- *SBC – SERVICE BULLETIN COMPLIANCE
- *OTH – OTHERS

WORK ORDER



To: GALAXY AEROSPACE (M) SDN. BHD.

Address: Lot 11-14, MRO Centre, Malaysia
International Aerospace Centre, SAAS Airport,
Subang
Malaysia

Attention: Mr. Syafrul Yamani
Engineering Manager
syafrul@galaxyaerospace.my

Work Order Number: 2023-18039

Work Pack Reference: 9M-BOE-18039

Date Issued: 22/12/2023

A/C Registration / SN: 9M-BOE/49045

Sheet: 1 of 1

Description:

Item	Description/Task/Inspection	Reference	Man Hours
1	SB NO. 342-49-047, ISSUE 001 - UPDATE OF GAS GENERATOR CONFIGURATION	SB NO. 342-49-047, ISSUE 001 DATED 27 APRIL 2023	<u>1.0</u> (PLEASE ADVISE)

TO CARRIED OUT AS SOON AS POSSIBLE WITHOUT EFFECT ON REVENUE SERVICE

Remark/Notes:

1. State this Work Order reference on your Work Package, Should there is any additional job/defect (unless specified in the work package) the maintenance organization must notify GAM Continuing Airworthiness Manager prior to proceed with rectification.
2. Work must be carried out in accordance with approved data and perform by qualified personnel/ approved LAE from the maintenance organization.
3. Parts used must be written in Parts Report Form and accompanied by ARC, Serviceable Label or equivalent document.
4. Test report, parameter reading or any supporting data must be attached with the worksheet if applicable.
5. The maintenance organization shall be responsible for any damages made on the aircraft/ components during maintenance.
6. Softcopy of completed Work Package shall be submitted or as mutual agreed and GAM Continuing Airworthiness Manager must be informed once the aircraft is Release to Service.
7. Completed Work Package (original) must be submitted to GAM Continuing Airworthiness Manager office within 3 days of date of completion.

I hereby declare that an approved and up to date maintenance data has been referred for the issuance of this work order.

Thank you,
Best Regards,

Zaty Nadhira Mohamed Zuhari
Continuing Airworthiness Management Manager
Email: zaty@galaxyaerospace.my



CLIENT/OWNER: JABATAN BOMBA DAN PENYELAMAT MALAYSIA AIRCRAFT TYPE: AW189 REGISTRATION: 9M-BOE BASE/FACILITY: <u>MAT</u> DATE IN: <u>3.1.24</u> OUT: <u>3.1.24</u>	SERIAL NO. 49045	HOURS <u>1385:05</u>	LDG/CYCLE <u>2800</u>	WORKPACK NO: 9M-BOE-18039 WORK/INSP/DESC: SB 342-49-047 AERONET JOB NO.: 2023-18039 AJL REF NO.: <u>001556</u> SHEET: 1 OF 1
	AIRCRAFT	#1 ENGINE: 780235	#2 ENGINE: 780220	
		<u>1214:27</u>	<u>1385:05</u>	
				NG / N1 NF / N2

Reason for raising:
SB NO. 342-49-047, ISSUE 001 // UPDATE OF GAS GENERATOR CONFIGURATION TO BE CARRIED OUT I.A.W. SB NO. 342-49-047, ISSUE 001 DATED 27 APRIL 2023

Raised by and date:
CAMO: Husnina
22/12/2023

Other requirements/information:
NIL

List of scheduled inspection and all work carried out under this workpack including individual reference

NO.	INSPECTION / WORK	WORKSHEET REF	DATE INSPECTION COMPLETED	Master Signature Schedule		
				NAME	SIGNATURE	APP/STAMP
1	SB NO. 342-49-047, ISSUE 001 - UPDATE OF GAS GENERATOR CONFIGURATION	18039-001	<u>3.1.2024</u>	<u>MUHAMMAD</u>		
				<u>MOHD ZAFIR</u>	<u>1</u>	<u>8162</u>

Galaxy Aerospace (M) Sdn. Bhd.

I hereby certify the following task has been performed and found satisfactory:

1) All the tools and equipment used for maintenance has been removed from aircraft. 2) All the access panels removed for maintenance access has been reinstalled. 3) All the excess spares and materials have been notified to AMO Planner for return plan. 4) FOD check has been done.

Sign & Stamp: *Date & Time: 3.1.24 1600*

PART 145 - AMO RELEASE STATEMENT AMO/2016/02
THIS IS TO CERTIFY THAT ALL WORK LISTED ABOVE HAS BEEN INSPECTED AND ACCOMPLISHED IN ACCORDANCE WITH CONTRACTED AMO EXPOSITION AND PROCEDURE LATEST REVISION, AND

* OEM PUBLICATION REVISION AS PER REASON FOR RAISING ABOVE
 * IF DIFFERENT FROM ABOVE, OEM PUBLICATION/REVISION.....
.....
.....

* TICK WHERE APPLICABLE

NAME	<u>MUHAMMAD</u>
SIGN & APPROVAL	
FIRM	<u>GAM</u>
DATE	<u>3.1.2024</u>

PART M - CAMO ACCEPTANCE STATEMENT
THIS IS TO CERTIFY THAT THE ABOVE MENTIONED WORK PACKAGE HAS BEEN REVIEWED, CHECKED FOR COMPLETION AND UPDATED IN THE MAINTENANCE SOFTWARE.

NAME	SIGN & APPROVAL	DATE
<u>NUR HUSNINA BINTI MUHAMAD ZURAI</u>		<u>06/02/24</u>



CLIENT/OWNER: JABATAN BOMBA DAN PENYELAMAT MALAYSIA	SERIAL NO.	HOURS	LDG/CYCLE	WORKSHEET NO:	18039-001
AIRCRAFT TYPE: AW189	AIRCRAFT: 49045	REFER WORKPACK		WORK/INSP/DESC:	UPDATE OF GAS
REGISTRATION: 9M-BOE	#1 ENGINE: 780235	REFER WORKPACK		WORKPACK REF:	9M-BOE-18039
BASE/FACILITY: MAT	#2 ENGINE: 780220	REFER WORKPACK		AJL REF NO.:	REFER WORKPACK
DATE IN: REFER WORKPACK OUT: REFER WORKPACK			NG / N1 NF / N2	SHEET:	1 OF 1

Reason for raising: SB NO. 342-49-047, ISSUE 001 // UPDATE OF GAS GENERATOR CONFIGURATION TO BE CARRIED OUT I.A.W. SB NO. 342-49-047, ISSUE 001 DATED 27 APRIL 2023 UPDATE OF GAS GENERATOR CONFIGURATION	Raised by and date: CAMO; Husnina 22/12/2023	Other requirements/information: NIL
---	--	--

Item	Description	Technician	* Eng. CRS	Date
1	<p>SAFRAN SB 342-49-047 COMPLIANCE</p> <p>TITLE: UPDATE OF GAS GENERATOR CONFIGURATION</p> <p>TO CARRIED OUT THE PROCEDURE BY THE END USER OR MRO CENTER TO RETROFIT GAS GENERATOR P/N 341-01-11 INTO GAS GENERATOR P/N 341-01-12.</p> <p>NOTE: TECHNICAL RECORD TO UPDATE APU ENGINE LOG BOOK AND GAS GENERATOR LOG BOOK AS PER SB PROCEDURE PARA 3.1 STEP 1 & 2</p> <p>NOTE: CAMO PLANNER TO UPDATE LATEST PART NUMBER IN CAMS</p> <p>REFERENCE: SAFRAN SERVICE BULLETIN 342-49-047 ISSUE NUMBER 001 DATED 27-APR-2023</p> <p>REMARKS: CARRIED OUT. FOUND SATISFACTORY.</p>	<p><i>Ju</i> 8162</p>	<p><i>[Signature]</i></p> <p></p>	3/1/2024

*Certifies that the work specified above, except as otherwise specified, was carried out in accordance with CAA Malaysia Requirements and in respect to that work the aircraft / aircraft component is considered ready for release to service. **AMO/2016/02**

*Certifies that the work specified above, except as otherwise specified, was carried out in accordance with _____ and in respect to that work the aircraft / aircraft component is considered ready for release to service.

TICK ✓ WHERE APPLICABLE

FAIRY	DO	DATE	BY	TYPE	ADDITIONAL	VERIFIED	PLANNING	DATE	PART	NO.	NO.	AIRCRAFT	WORKING	PROBLEM	LOG	REMARKS	APPROVED
FILE	FILE	FILE	FILE	FILE	FILE	FILE	FILE	FILE	FILE	FILE	FILE	FILE	FILE	FILE	FILE	FILE	FILE



PARTS REPORT



CLIENT/OWNER: JABATAN BOMBA DAN PENYELAMAT MALAYSIA AIRCRAFT TYPE: AW189 REGISTRATION: 9M-BOE BASE/FACILITY: MIAT DATE IN: REFER WORKPACK OUT: REFER WORKPACK	SERIAL NO. 49045	HOURS REFER WORKPACK	LDG/CYCLE	WORKSHEET NO: 18039-001 WORK/INSP/DESC: UPDATE OF GAS WORKPACK REF: 9M-BOE-18039 AJL REF NO.: REFER WORKPACK SHEET: 1 OF 1
AIRCRAFT	#1 ENGINE: 780235	REFER WORKPACK		
	#2 ENGINE: 780220	REFER WORKPACK		
			NG / N1	NF / N2

REASON FOR RAISING: SB NO. 342-49-047, ISSUE 001 // UPDATE OF GAS GENERATOR CONFIGURATION TO BE CARRIED OUT I.A.W. SB NO. 342-49-047, ISSUE 001 DATED 27 APRIL 2023 UPDATE OF GAS GENERATOR CONFIGURATION	Raised by and date: CAMO; Husnina 22/12/2023	Other requirements/information: NIL
---	--	--

Item	Part No	Description	Serial Number		Qty	Position	Reason	Lifed Item Information TSN/TSO/DUE/TIMEX	Release Reference
			Off	On					
(This table area is mostly blank, with a large diagonal line crossing through it, suggesting no parts were recorded.)									

NAME	FIRM	SIGN & APPROVAL	DATE
MUHAMMAD	GAM	 	3.1.2024

- *Certifies that the work specified above, except as otherwise specified, was carried out in accordance with CAA Malaysia Requirements and in respect to that work the aircraft / aircraft component is considered ready for release to service. A.MO/2019/02
- *Certifies that the work specified above, except as otherwise specified, was carried out in accordance with _____ and in respect to that work the aircraft / aircraft component is considered ready for release to service.

TICK ✓ WHERE APPLICABLE

PREPARED BY	QUALIFIED	APPROVED BY	SERIALIZED	RECHECKED	RELEASED	RECEIVED	REWORKED	REMOVED	REMOVED	REMOVED	REMOVED	REMOVED	REMOVED	REMOVED	REMOVED	REMOVED	REMOVED	REMOVED
-------------	-----------	-------------	------------	-----------	----------	----------	----------	---------	---------	---------	---------	---------	---------	---------	---------	---------	---------	---------

Tools Report



Aircraft Serial No:	49045	Work Pack No:	9M-BOE-18039
Aircraft Type:	AW189	DESC:	SB NO. 342-49-047,
Aircraft Reg:	9M-BOE	PAGE:	1 Of 1

Description	Part No	Serial Number	Worksheet Ref No. / Item No.	Calibration Due Date
/				

Objet : Attestation d'application du Bulletin Service 342-49-047.
Subject: Service Bulletin Embodiment Certificate 342-49-047.

Important / Important notice:

Après application de ce Bulletin Service, veuillez compléter la présente attestation et la retourner par courrier ou fax à :
After incorporating this Service Bulletin, please complete this certificate and mail or fax it to:

Safran Power Units
 Support Clients - 8 Chemin du pont de Rupé, BP 62089 - 31019 Toulouse Cedex 2, France
 Fax (33) (0)5 61 70 74 45 - e.mail: csc.spu@safrangroup.com


Information concernant le matériel / Equipment information

Utilisateur <i>Customer</i>	Réf. - P/N	N/S - S/N	TSN*	CSN*	N° Appareil <i>Aircraft S/N</i>
GAP / APU	342-50-11	1065	215:14	2126	49045
Mise à jour du livret moteur APU <i>Update of the APU Engine Log Book</i>	Yes <input type="checkbox"/>	No <input type="checkbox"/>			
Mise à jour de la fiche matricule du générateur de gaz <i>Update of the Gas generator Log Book</i>	Yes <input type="checkbox"/>	No <input type="checkbox"/>			
Suppression de la plaque d'identification du générateur de gaz <i>Removal of gas generator identification plate</i>	Yes <input checked="" type="checkbox"/>	No <input type="checkbox"/>			
Commentaire <i>Comment</i>					

* TSN = Time Since New (Heures depuis neuf) CSN = Cycles Since New (Cycles depuis neuf)

Opération effectuée par: MUHAMMAD

Je certifie que le matériel identifié ci-dessus a été modifié selon les directives du Bulletin Service en objet.
I certify that the above-mentioned equipment has been modified according to the directives given in this Service Bulletin.

Date	Nom / Print name	Fonction / Position	Signature
3-1-2024	MUHAMMAD	LAE	

SERVICE BULLETIN

Reference:	342-49-047 – SERVICE BULLETIN
Title:	Update of gas generator configuration
Issue number:	001
Issue Date:	27-apr-2023

Responsible Partner Company: A0126

Originator: F1989

Category: 3 - Recommended

Applicability: APU equipped with gas generator P/N 341-01-11

Related SB: 342-49-046

Related Documents: None

Accomplishment: Once only Recurring

Planned to be incorporated in Technical Publications: Yes No

SAFRAN POWER UNITS PROPRIETARY INFORMATION

All information and data appearing in this document are the exclusive property of SAFRAN POWER UNITS. They are made available to any person required to comply with the terms of the instructions for maintaining the airworthiness of the APU.

Any other use of said information and data, including, but without limitation, design, manufacture, development, or derivation of any repairs, modifications, spare parts or configuration changes or to obtain EASA or any other government regulatory approval to do so, is subject to prior agreement from SAFRAN POWER UNITS. This document shall not be used, copied, reproduced, duplicated, modified or disclosed in whole or in part for any purpose other than maintaining the airworthiness of the APU without the express written consent of SAFRAN POWER UNITS. If such consent is given, this notice and the notice set forth on each page of this document shall also be reproduced.

All information and data contained herein, with respect to assembly and disassembly, cleaning, inspection methods and limits, repair methods and limits, operational limits, life limits and the like, have been developed and approved for use with equipment and parts that have been manufactured and/or approved by SAFRAN POWER UNITS and that have been maintained in accordance with SAFRAN POWER UNITS technical documentation and recommendations. SAFRAN POWER UNITS has no contractual or legal obligation for, nor knowledge of, parts and repairs not approved by SAFRAN POWER UNITS. Accordingly, this document is not intended to apply to parts and repairs not approved by SAFRAN POWER UNITS.

© 2023 Safran Power Units All rights reserved. Confidential and Proprietary.

1. Revision information

Issue	Date	Reason for update
001	27-apr-2023	Original issue

2. Planning information

2.1. Applicability

This Service Bulletin (SB) is applicable to APU power plant fitted on Leonardo Helicopters AW189/AW149 helicopters, equipped with gas generators P/N 341-01-11.

2.2. Reason

The purposes of this modification is to maintain repair capability of the gas generators by regularizing the gas generator configuration.

The purpose of this Service Bulletin is to introduce modification n°342/445.

2.3. Description

The purpose of this Service Bulletin is to describe the procedure to be performed by the end user or MRO center to retrofit gas generator P/N 341-01-11 into gas generator P/N 341-01-12.

2.4. Compliance

2.4.1. Compliance category

Comply with compliance category 3 - Recommended.

2.4.2. Time of compliance

Do as soon as possible without effect on revenue service.

2.5. Approval

The technical content of this document is approved under the authority of DOA No. EASA 21J214.

2.6. Manpower

Manpower: 0.5 h man hour is necessary to do this service bulletin.

2.7. Material

Not applicable.

2.8. Tooling

No additional special tooling is required.

2.9. Weight and balance

The weight is not affected.

The centre of gravity is not affected.

2.10. Publication affected

Not applicable.

2.11. Previous modifications

Not applicable.

3. Accomplishment Instructions

3.1. Procedure

1. Update of APU Engine Log Book:

1.1. On the Components Part List (last page of the APU Engine Log Book), strike out the P/N 341-01-11 and rewrite 341-01-12.

Only the last two digits of the P/N can be replaced as shown in Figure 1 below.

SAFRAN		GAP e-APU / modèle 342 / e-APU APU / model 342					
Direction Qualité	Désignation	Turbomoteur/ Turboshaft Engine	Référence : P/N	342-50-11	Indice : Issue	N° série : S/N	1008
LISTE DES CONSTITUANTS / COMPONENTS PART LIST							
DESIGNATION	REF. / P/N	IND. / ISSUE	N° / No.	FME / Log card	OBSERVATIONS / REMARKS		
* TURBOMOTEUR TURBO-SHAFT ENGINE	342-50-11	-	1008	Oui / Yes			
** GENERATEUR DE GAZ GAZ GENERATOR	341-01- X -12	-	1008	Oui / Yes			
*** BOUGES SPARKERS	SC3511	-	0115 0116	Non / No	Quantity 2		
*** SONDE DE TEMPERATURE TEMPERATURE PROBE	975457-1	-	0138	Non / No			
*** SONDE DE TEMPERATURE TEMPERATURE PROBE	975475-2	-	0152	Non / No			
** HARNAIS CONTROL ELECTRICAL HARNESS	342-30	-	02	Non / No			
** HARNAIS ALIMENT ELECTRICAL HARNESS	342-30-001	-	05	Non / No			
** HARNAIS SURVITESSE ELECTRICAL HARNESS	342-30-002	-	03	Non / No			
** BOITE RELAIS GEAR BOX	EQ00-01-200-02	-	0016	Oui / Yes			
** ELECTRO-SONDE FUEL METERING PUMP	1449057	-	61	Oui / Yes			
** BLOC HYDRAULIQUE HYDRAULIC BLOCK	MA8931-000	-	0035	Non / No			
** BOITIER D'ALLUMAGE IGNITION UNIT	HE3221-2	-	00190	Non / No			
** SONDE DE TEMPERATURE TEMPERATURE PROBE	975458-1	-	0145	Non / No			
** CABLE DE BOUGE SPARKER CABLE	CLB 3230-1	-	0266 0267	Non / No	Quantity 2		
** MOTEUR DE LANCEMENT ELECTRICAL STARTER MOTOR	05701BH02V02	-	C90022	Oui / Yes			
** BOITIER ELECTRONIQUE ELECTRONIC CONTROL UNIT	342-45	-	01	Oui / Yes			

(1) Le boîtier électronique étant un équipement dissocié du turbomoteur, son n° de série et sa FME doivent être joints au livret moteur du GAP par l'utilisateur.
As the electronic unit is delivered separately of the turbo shaft engine, its S/N and its log card must be added on the GAP individual acceptance report by the user.

PVFR 523422 Ind A

Figure 1 : Update of APU Engine Log Book to be implemented

2. Update of the Gas Generator Log Book:

2.1. On the front page of the Gas Generator Log Book, strike out the P/N 341-01-11 and rewrite 341-01-12.

Only the last two digits of the P/N can be replaced as shown in Figure 2 below.

FICHE MATRICULE LOG CARD*		Fiche n°	1
		Log card n°	
Fiche Suiveuse Matériel neuf / Equipment record card New equipment*			
1 Identification du matériel / Material Identification			
Dénomination Name	GENERATEUR GAZ GENERATOR		
Nomenclature Nomenclature			
Référence fabricant Part number	341-01- X -12	Code fabricant Manuf. Code	F1989
Numéro de série Serial number	1039	Amendements Amendments	A
Marque Trade mark	MICROTURBO	Type Type	
Identification du support ou du sous-support de rattachement Related assembly or sub assembly identification			
Code Code	Dénomination Name		
2 Marché ou commande / Contract or order			
Référence Reference	Date Date		
Organisme émetteur Issuing agency	N° du lot Kit n°		
Fournisseur Contractor	Adresse Address		
	MICROTURBO F1989		

Figure 2 : Update of Gas Generator Log Book to be implemented

3. Removal of gas generator identification plate

CAUTION

Only the Gas Generator identification plate referring to the PN 341-01-11 is impacted by this procedure. The APU identification plate must remain as it is.

Note

Gas Generator identification plate may have already been removed by MRO Center. In this case, this operation is not required to be performed.

3.1. Required conditions

- 3.1.1. The helicopter must be safe for maintenance.
- 3.1.2. Refer to the helicopter maintenance manual if the APU is installed.
- 3.1.3. The access doors must be opened.

3.2. Remove and discard the four nuts (Figure 3, 4) and the four screws (3) that attach the identification plate (1) to the identification plate holder (2).

3.3. Discard the identification plate (1).

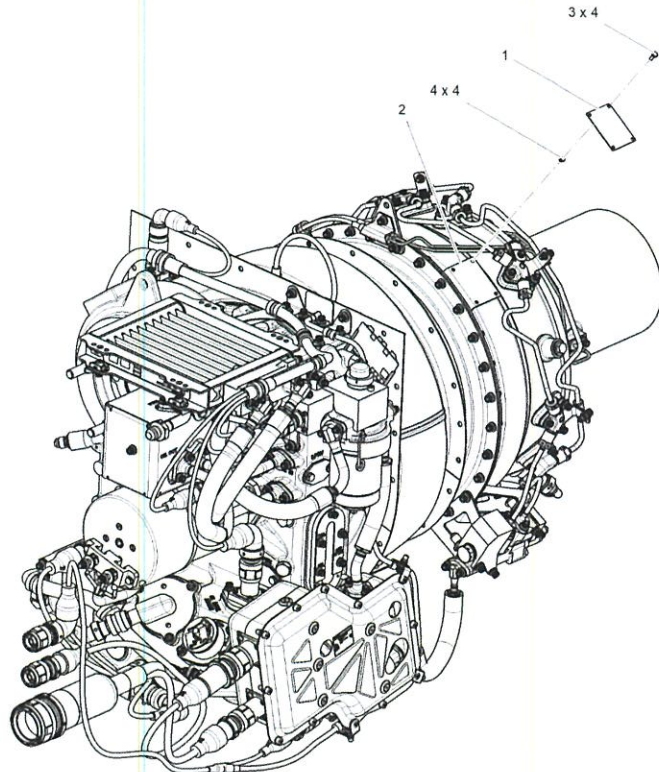


Figure 3 : Update of Gas Generator Log Book to be implemented

3.4. Requirement after job completion

- 3.4.1. Remove all the tools and the other items from the work area. Make sure that the work area is clean.
- 3.4.2. The access doors must be closed.

3.2. Record

Record the embodiment of this SERVICE BULLETIN 342-49-047 in the EQUIPMENT LOG CARD of the APU power plant.

3.2.1. Compliance certificate

For each APU power plant upgraded, send the following service bulletin compliance certificate to the MANUFACTURER.

Objet : Attestation d'application du Bulletin Service 342-49-047.
Subject: Service Bulletin Embodiment Certificate 342-49-047.

Important / Important notice:
Après application de ce Bulletin Service, veuillez compléter la présente attestation et la retourner par courrier ou fax à :
After incorporating this Service Bulletin, please complete this certificate and mail or fax it to:

Safran Power Units
Support Clients - 8 Chemin du pont de Rupé, BP 62089 - 31019 Toulouse Cedex 2, France
Fax (33) (0)5 61 70 74 45 - e.mail: csc.spu@safrangroup.com

Information concernant le matériel / Equipment information				
Utilisateur Customer	Réf. - P/N	N/S - S/N	TSN*	CSN*
GAP / APU				
Mise à jour du livret moteur APU <i>Update of the APU Engine Log Book</i>	Yes	No	<input type="checkbox"/>	<input type="checkbox"/>
Mise à jour de la fiche matricule du générateur de gaz <i>Update of the Gas generator Log Book</i>	Yes	No	<input type="checkbox"/>	<input type="checkbox"/>
Suppression de la plaque d'identification du générateur de gaz <i>Removal of gas generator identification plate</i>	Yes	No	<input type="checkbox"/>	<input type="checkbox"/>
Commentaire Comment				

* TSN = Time Since New (Heures depuis neuf) CSN = Cycles Since New (Cycles depuis neuf)

Opération effectuée par:

Work performed by:

Je certifie que le matériel identifié ci-dessus a été modifié selon les directives du Bulletin Service en objet.
I certify that the above-mentioned equipment has been modified according to the directives given in this Service Bulletin.

Date	Nom / Print name	Fonction / Position	Signature
.....	

4. Material information

4.1. Support equipment

Not applicable.

4.2. Material requirements

Not applicable.

4.3. List of components

Not applicable.

4.4. Interchangeability

Physical interchangeability: Not affected

Functional interchangeability: Not affected

Restriction of mixability: No restriction

4.5. Parts disposition

Not applicable.

4.6. Procurement conditions

Not applicable.

END OF SERVICE BULLETIN