



MECAER | AVIATION | GROUP

Via dell'Artigianato V Traversa, 1  
63076 Centobuchi di Monteprandone (AP) - Italy  
Tel.: (+39) 0735 7091 – Fax (+39) 0735 701927  
Web: [www.mecaer.com](http://www.mecaer.com)  
Mail: [info@mecaer.com](mailto:info@mecaer.com)

**SUPPLEMENT**  
TO “EASA APPROVED”  
**ROTORCRAFT FLIGHT MANUAL**  
**FOR**  
**LEONARDO AW139 HELICOPTERS**

**VIP 43 INTERIORS**  
**Part Number 6AB1AD006-001**

*Supplement Number 6AB1RFM-1-4*  
*Revision AH, 18 September 2023*

The information contained in this document supplements the information of the Basic Rotorcraft Flight Manual.  
For Limitations, Procedures and Performance data not contained in this Supplement, consult the Basic Rotorcraft Flight Manual

*The content of this RFM Supplement is applicable to both Leonardo AW139 and AB139 Helicopters*

**Helicopter AW139**      **S/N** \_\_\_\_\_      **R/N** \_\_\_\_\_

**Approval:** EASA STC n° 10017170 Rev. 3, dated 10 April 2015

The information contained herein is the property of M.A.G. S.p.A., to be held and treated by its recipient on a confidential base.  
No disclosure, use, or duplication shall be made without prior written permission of M.A.G. S.p.A., or their legal representatives.

## RECORD OF REVISIONS

Rev	Description	EASA / DOA Approval	
		No.	Date
A	First Issue	ENAC Temp. Approval n. 0050969/TPA/DIRGEN	2 Aug. 2006
B	EASA Approval	STC EASA.R.S.01278 Rev. 1	28 Mar. 2007
C	Revised pages i, ii and 6.	Approved under the authority of DOA nr. EASA.21J.224. Approval nr. AS-RFM/07/002	25 July 2007
D	Revised pages i, ii, 6 and 7.	Approved under the authority of DOA nr. EASA.21J.224 Approval nr. AS-RFM/08/002	28 Mar. 2008
E	Revised pages i, ii and 6.	Approved under the authority of DOA nr. EASA.21J.224 Approval nr. AS-RFM/09/008	27 Apr. 2009
F	Revised pages i, ii, 6, 7 and 8; added pages iii and iv.	Approved under the authority of DOA nr. EASA.21J.224 Approval nr. AS-RFM/09/015	8 Oct. 2009
G	Replaced, in all pages, S.E.I. logo with MAG logo to show Company ownership change - Revised pages i, ii, iii, 1, 6, 7 and 8.	Approved under the authority of DOA nr. EASA.21J.224 Approval nr. AS-RFM/10/004	28 Apr. 2010
H	Revised pages i, ii, iii, 1, 5 and 6.	Approved under the authority of DOA nr. EASA.21J.224 Approval nr. AS-RFM/10/011	15 Dec. 2010
I	Revised pages i, ii, iii and 6.	Approved under the authority of DOA nr. EASA.21J.224 Approval nr. AS-RFM/11/001	11 Feb. 2011
J	Revised pages i, ii, iii, 6, 7, and 8; added page 9 and 10.	Approved under the authority of DOA nr. EASA.21J.224 Approval nr. AS-RFM/11/002	24 May 2011
K	Revised pages i, ii, iii, 6 and 7.	Approved under the authority of DOA nr. EASA.21J.224 Approval nr. AS-RFM/11/008	30 Nov. 2011
L	Revised pages i, ii, iii, 6 and 7.	Approved under the authority of DOA nr. EASA.21J.224 Approval nr. AS-RFM/11/009	16 Dec. 2011
M	Revised pages i, ii, iii, iv, 6 and 7.	Approved under the authority of DOA nr. EASA.21J.224 Approval nr. AS-RFM/12/009	30 July 2012

Rev.	Description	EASA / DOA Approval	
		No.	Date
N	Revised pages i, iii, iv, 6 and 7.	Approved under the authority of DOA nr. EASA.21J.224 Approval nr. AS-RFM/12/010	03 Aug. 2012
O	Revised pages i, iii, iv, 6 and 7.	Approved under the authority of DOA nr. EASA.21J.224 Approval nr. AS-RFM/12/012	06 Sep. 2012
P	Revised pages i, iii, iv and 7.	Approved under the authority of DOA nr. EASA.21J.224 Approval nr. AS-RFM/12/013	28 Sep. 2012
Q	Revised pages i, iii, iv, 6 and 7.	Approved under the authority of DOA nr. EASA.21J.224 Approval nr. AS-RFM/12/020	29 Nov. 2012
R	Revised pages i, iii, iv, 6 and 7.	Approved under the authority of DOA nr. EASA.21J.224 Approval nr. AS-RFM/12/021	13 Dec. 2012
S	Revised pages i, iii, iv, 6 and 7.	Approved under the authority of DOA nr. EASA.21J.224 Approval nr. AS-RFM/13/006	15 Apr. 2013
T	Revised pages i, iii, iv, 6 and 7.	Approved under the authority of DOA nr. EASA.21J.224 Approval nr. AS-RFM/13/017	02 Aug. 2013
U	Revised pages i, iii, iv, 7, 8, 9 and 10.	EASA Approval STC 10017170 Rev. 3	10 Apr. 2015
		Approved under the authority of DOA nr. EASA.21J.224 Approval nr. AS-RFM/15/007	10 Apr. 2015
V	Revised pages i, iii, iv, 6, 7 and 8.	Approved under the authority of DOA nr. EASA.21J.224 Approval nr. AS-RFM/15/015	29 Set. 2015
W	Revised pages i, iii, iv, 7 and 8.	Approved under the authority of DOA nr. EASA.21J.224 Approval nr. AS-RFM/15/028	03 Dec. 2015
X	Revised pages i, iii, iv, 1, 7 and 8.	Approved under the authority of DOA nr. EASA.21J.224 Approval nr. AS-RFM-16-011	11 Oct. 2016
Y	Revised pages i, iii, iv, 1, 7 and 8.	Approved under the authority of DOA nr. EASA.21J.224 Approval nr. AS-RFM-17-004	09 May 2017
Z	Revised pages i, iii, iv, and 7 thru 10. Added pages v, vi, 11 and 12	Approved under the authority of DOA nr. EASA.21J.224 Approval nr. AS-RFM-17-012	03 Nov. 2017

Rev.	Description	EASA / DOA Approval	
		No.	Date
AA	Revised pages i, iv, v, 7, 8 and 9.	Approved under the authority of DOA nr. EASA.21J.224 Approval nr. AS-RFM-17-013	16 Nov. 2017
AB	Revised pages i, iv, v, 7, 8 and 9.	Approved under the authority of DOA nr. EASA.21J.224 Approval nr. AS-RFM-19-008	04 Apr. 2019
AC	Revised pages i, iv, v, 7, 8 and 9.	Approved under the authority of DOA nr. EASA.21J.224 Approval nr. AS-RFM-19-011	10 May 2019
AD	Revised pages i, iii, iv, v, 7, 8 and 9.	Approved under the authority of DOA nr. EASA.21J.224 Approval nr. AS-RFM-20-003	28 Feb. 2020
AE	Revised pages i, iv, v, 7, 8 and 9.	Approved under the authority of DOA nr. EASA.21J.224 Approval nr. AS-RFM-20-013	11 Dec. 2020
AF	Revised pages i, iv, v, 8 and 9	Approved under the authority of DOA nr. EASA.21J.224 Approval nr. AS-RFM-20-015	18 Dec. 2020
AG	Revised pages i thru vi, 1 and 4 thru 12. Added pages vii, viii, 13 thru 16. "Manufacturer's Data" included in the page footer. Added "Table Of Contents". Divided List Of Effective Pages between "EASA Approved" and "Manufacturer's Data".	Approved under the authority of DOA nr. EASA.21J.224 Approval nr. AS-RFM-21-018	12 Nov. 2021
AH	Revised pages i, iv, vii, 13, 14, 15, 16.	Approved under the authority of DOA nr. EASA.21J.224 Approval nr. AS-RFM-23-015	18 Sep. 2023

**TABLE OF CONTENTS**  
**PART I – E.A.S.A. APPROVED**

	<b>Section</b>
<b>Limitations</b>	<b>1</b>
<b>Normal Procedures</b>	<b>2</b>
<b>Emergency and Malfunction Procedures</b>	<b>3</b>
<b>Performance Data</b>	<b>4</b>
<b>Optional Equipment Compatibility</b>	<b>5</b>



**TABLE OF CONTENTS (Cont.)**

**PART II – MANUFACTURER’S DATA**

	<b>Section</b>
<b>General Information</b>	-
<b>Weight and Balance</b>	6
<b>System Description</b>	7
<b>Handling, Servicing and Maintenance</b>	8

## LIST OF EFFECTIVE PAGES - EASA Approved

Page No.	Rev.	Page No.	Rev.
v	AG	4	AG
vii	AG	5	AG
2	B	6	AG
3	B	-	-



## LIST OF EFFECTIVE PAGES - Manufacturer's Data

Page No.	Rev.	Page No.	Rev.
i	AH	9	AG
ii	AG	10	AG
iii	AG	11	AG
iv	AH	12	AG
vi	AG	13	AH
viii	AH	14	AH
1	AG	15	AH
7	AG	16	AG
8	AG	17	AG



## GENERAL INFORMATION

MAG VIP 43 Interiors P/N 6AB1AD006-001 is an installation that personalizes cockpit and passengers compartment of Leonardo AW139 Helicopters.

The possible different passenger seats layouts are shown in Section 6 “Weight and Balance”.

The placards on the passenger cabin, relevant to this installation, are in English. However, depending on national regulations, markings and placards may be also provided in the local language. Markings and placards language different from English language is a courtesy translation; in case of doubt, English language shall prevail.

Except as modified by this Rotorcraft Flight Manual Supplement, operation in compliance with Sections Limitations, Procedures, and Performance Data of the Basic Rotorcraft Flight Manual is mandatory.

This Rotorcraft Flight Manual Supplement must be carried in the aircraft whenever the MAG VIP 43 Interiors P/N 6AB1AD006-001 is installed on the aircraft.

## SECTION 1

### LIMITATIONS

#### NUMBER OF PASSENGERS

The total number of passengers, excluding the flight crew, shall not exceed 8 (eight).

#### TAKE-OFF AND LANDING

During take-off and landing, and at Pilot's discretion in other phases of the flight:

- Passengers' seats must be:
  - In the upright position;
  - Locked in the maximum inboard and rearward position as seen by the occupant;
  - Aligned with the direction of flight;
- Table(s), drawer(s) and display must be in stowed position.

## SECTION 2

### NORMAL PROCEDURES

#### PRE-FLIGHT CHECKS

##### Passenger Compartment

Before the first flight of the day check the following:

- Passengers' seats and shoulder harness – Condition and security
- Cabinets – Security
- Containers – Security
- Passenger Fire Extinguisher – Security, Charge
- Miscellaneous Equipments – Security

#### TAKE-OFF AND LANDING

Confirm that passengers' seats are:

- In the upright position;
- Locked in the maximum inboard and rearward position as seen by the occupant;
- Aligned with the direction of flight;

Confirm that table(s), drawer(s) and display are in stowed position.

---

## SECTION 3

# EMERGENCY AND MALFUNCTION PROCEDURES

### EMERGENCY LANDING

During emergency landing, and at Pilot's discretion in other phases of the flight:

- Passengers' seats must be:
  - In the upright position;
  - Locked in the maximum inboard and rearward position as seen by the occupant;
  - Aligned with the direction of flight;
- Table(s), drawer(s) and display must be in stowed position.

**SECTION 4**  
**PERFORMANCE DATA**

No Change.

## SECTION 5

### OPTIONAL EQUIPMENT COMPATIBILITY

This installation should not be extended to other rotorcrafts of this Model, on which other previously approved modifications are incorporated, unless it is determined by the installer that the relationship between this change and any of those other previously approved modifications, including changes in type design, will introduce no adverse effect upon the airworthiness of that rotorcraft.

## **SECTION 6**

### **WEIGHT AND BALANCE**

#### **GENERAL**

This Section provides information for passenger loading, fuselage Stations and Butt Lines of passengers position.

It is the pilot's responsibility to ensure that the helicopter is properly loaded to maintain, for the duration of the flight, the center of gravity within the limitations defined in Section 1 of Basic Rotorcraft Flight Manual.

#### **WEIGHT AND BALANCE DETERMINATION**

After the installation of MAG VIP 43 Interiors P/N 6AB1AD006-001, a new Empty Weight and Center of Gravity location must be determined.

## COMPONENTS - WEIGHTS AND ARMS

P/N	COMPONENT	WEIGHT (Kg)	STA CG (mm)	BL CG (mm)
3G2520V00131	Passenger Seat RH – FWD Row (w Headrest)	14,5	3415	737
3G2520V00131	Passenger Seat LH – FWD Row (w Headrest)	14,5	3415	-737
3G2520V00131	Passenger Seat Max Right – AFT Row (w Headrest)	14,5	5600	737
3G2520V00131	Passenger Seat Right – AFT Row	14,1	5600	254
3G2520V00131	Passenger Seat Left – AFT Row	14,1	5600	-254
3G2520V00131	Passenger Seat Max Left – AFT Row (w Headrest)	14,5	5600	-737
3G2520V00131	Passenger Seat Max Right – AFT Row (w Headrest)	14,5	5566	737
3G2520V00131	Passenger Seat Right – AFT Row	14,1	5566	254
3G2520V00131	Passenger Seat Left – AFT Row	14,1	5566	-254
3G2520V00131	Passenger Seat Max Left – AFT Row (w Headrest)	14,5	5566	-737
3G2520V00631	VVIP Seat LH – Central Row	30,0	4727	-343
3G2520V00631	VVIP Seat RH – Central Row	30,0	4727	343
3G2520V00731	VVIP Seat RH – Central Row	30,0	4727	343
3G2520V00731	VVIP Seat LH – Central Row	30,0	4727	-343
3G2520V00732	VVIP Seat RH – Central Row	30,0	4727	343
3G2520V00732	VVIP Seat LH – Central Row	30,0	4727	-343
3G2520V01531	F+E Passenger Seat RH – FWD Row	14,5	3415	737
3G2520V01531	F+E Passenger Seat LH – FWD Row	14,5	3415	-737
3G2520V01531	F+E Passenger Seat Max Right – AFT Row	14,5	5566	737
3G2520V01531	F+E Passenger Seat Right – AFT Row	14,5	5566	254
3G2520V01531	F+E Passenger Seat Left – AFT Row	14,5	5566	-254
3G2520V01531	F+E Passenger Seat Max Left – AFT Row	14,5	5566	-737
6-A0301D0241-007	Fire Extinguisher Instl. – Passenger Compartment	1,7	4369	0
6-A0301D0241-011	Fire Extinguisher Instl. – Cockpit (Relocated)	1,7	3136	820
6-A0301D0241-013	Fire Extinguisher Instl. – Passenger Compartment	1,3	4344	0
6-A0301D0421-005	Cockpit Waste Container Instl.	4,5	2984	863
6AB1EL146-033	VVIP Seat Equipped LH – Central Row	31,0	4727	-343
6AB1EL146-035	VVIP Seat Equipped RH – Central Row	31,0	4727	343
6AB1EL159-033	VVIP Seat Equipped RH – Central Row	31,0	4727	343
6AB1EL159-033	VVIP Seat Equipped LH – Central Row	31,0	4727	-343
6AB1ME016-005/-007/-011/-013/-201/-207/-209	FWD Bulkhead – Passenger Compartment	15,3	3180	0
6AB1ME026-007/-009/-017/-019/-401/-405/-609	Carpets Instl. – Passenger Compartment	12,5	4507	0
6AB1ME026-021/-403/-407/-415/-611	Carpets Instl. – Pilot & Copilot	3,0	2600	0
6AB1ME030-011	Cabinet Utility Instl. - AFT (See Note)	20,0	5428	-737
6AB1ME033-001/003/-005/-007/-009	Passenger Cabinet (w/o display)	17,5	3415	0
6AB1ME036-001/-003	Seat Armrest Instl. – AFT Row	5,4	5600	0
6AB1ME036-011/-015	Seat Armrest Instl. – AFT Row	5,4	5566	0
6AB1ME036-017	Seat Armrest Instl. – AFT Row	4,2	5566	254
6AB1ME055-003	Cockpit Central Pocket Instl.	1,3	3145	0





P/N	COMPONENT	WEIGHT (Kg)	STA CG (mm)	BL CG (mm)
6AB1ME055-015	Cockpit Central Pocket Instl.	1,0	3145	0
6AB1ME055-017	Cockpit Central Pocket Instl.	1,5	3145	0
6AB1ME070-009/-013/-017/-205/-617/-807/-811	Under Seat Fairing Instl. RH & LH – FWD Row	5,0	3601	0
6AB1ME070-011/-015/-019/-207/-809	Under Seat Fairing Instl. – AFT Row	8,0	5414	0
6AB1ME070-615/-813	Under Seat Fairing Instl. – AFT Row	8,0	5380	0
6AB1ME088-003/-007/-11/-013	Passenger Cabinet Instl. - FWD (w/o display)	22,5	3415	0
6AB1ME088-009	Passenger Cabinet Instl. - FWD (w/o display & refrigerator)	22,5	3415	0
6AB1ME088-015/-017/-021	Passenger Cabinet Instl. - FWD (w/o display)	30,0	3415	0
6AB1ME088-023	Trendy Cabinet Instl. - FWD (w/o display)	27,8	3415	0
6AB1ME088-025	Trendy Cabinet Instl. - FWD (w/o display)	25,2	3415	0
6AB1ME088-027	Trendy Cabinet Instl. - FWD (w/o display)	28,6	3415	0
6AB1ME088-029	Trendy Cabinet Instl. - FWD (w/o display)	28,8	3415	0
6AB1ME088-203	Trendy Cabinet Equipped Instl. - FWD	42,1	3415	0
6AB1ME088-205	Trendy Cabinet Equipped Instl. - FWD	43,9	3415	0
6AB1ME088-213	Trendy Cabinet Equipped Instl. - FWD	60,0	3415	0
6AB1ME088-215	Trendy Cabinet Equipped Instl. - FWD	44,5	3415	0
6AB1ME088-217	Trendy Cabinet Equipped Instl. - FWD	51,9	3415	0
6AB1ME088-219	Trendy Cabinet Equipped Instl. - FWD	40,8	3415	0
6AB1ME088-221	Trendy Cabinet Equipped Instl. - FWD	28,6	3415	0
6AB1ME088-223	Trendy Cabinet Instl.	40,0	3415	0
6AB1ME088-225	Trendy Cabinet Equipped Instl. - FWD	32,6	3415	0
6AB1ME088-403	Trendy Cabinet Equipped Instl. - FWD	40,7	3415	0
6AB1ME088-405	Trendy Cabinet Instl. - FWD	40,7	3415	0
6AB1ME088-407	Trendy Cabinet Instl. - FWD	40,3	3415	0
6AB1ME088-409	Trendy Cabinet Instl	41,3	3400	0
6AB1ME116-005	FWD Bulkhead Instl. – Passenger Compartment	15,3	3180	0
6AB1ME164-009	Cockpit Central Cabinet Instl.	6,8	3015	-53
6AB1ME167-201/-211/-213/-215/-225/-229/-403/-405	Carpets Instl. – Pilot & Copilot	3,0	2600	0
6AB1ME167-411	Carpets Instl. – Pilot & Copilot	9,0	2600	0
6AB1ME171-013	FWD Bulkhead – Passenger Compartment	17,7	3180	0
6AB1ME171-209	FWD Bulkhead – Passenger Compartment	22,5	3180	0
6AB1ME171-225	FWD Bulkhead Instl Silens	24,6	3200	0
6AB1ME205-015/-023/-201/-203/-205/-211/-217/-221/-223	Carpets Instl. – Passenger Compartment	12,5	4507	0
6AB1ME224-021	Separation Bulkhead Instl	3,6	6700	0
6AB1ME232-001	Limo Window Instl. – Passenger Compartment	25,0	3180	0
6AB1ME247-001/-019	Under Seat Fairing Instl. RH & LH – FWD Row	5,0	3601	0
6AB1ME247-003/-011	Under Seat Fairing Instl. – AFT Row	8,0	5380	0
6AB1ME247-005	Under Seat Fairing Instl. – AFT Row (three seats)	6,2	5380	254
6AB1ME247-227	AFT Underseat Fairing Instl.	7,6	5360	0
6AB1ME247-229	Under Seat Fairing Instl. RH & LH – FWD Row	4,2	3601	0
6AB1ME247-409	Under Seat Fairing Instl. – AFT Row	8,3	5380	0
6AB1ME247-421	Under Seat Fairing Instl. – AFT Row	8,3	5380	0

P/N	COMPONENT	WEI GHT (Kg)	STA CG (mm)	BL CG (mm)
6AB1ME247-423	Under Seat Fairing Instl. RH & LH – FWD Row	5,0	3601	0
6AB1ME247-429	Under Seat Fairing Instl. – AFT Row	5,6	5380	0
6AB1ME247-615	Under Seat Fairing Instl. – AFT Row	6,6	5380	0
6AB1ME247-809	Under Seat Fairing Instl. RH & LH – FWD Row	3,0	3601	0
6AB1ME247-811	Under Seat Fairing Instl. – AFT Row	8,7	5380	0
6AB1ME247-813	Under Seat Fairing Instl. – AFT Row	9,7	5380	0
6AB1ME247-815	AFT Underseat Fairing And Armrest Instl	9,3	5330	0
6AB1ME247-821	Under Seat Fairing Instl. RH & LH – FWD Row	4,1	3601	0
6AB1ME247-837	Under Seat Fairing and Armrest Instl.– AFT Row	9,7	5380	0
6AB1ME288-001/-015	Carpets Instl. – Passenger Compartment	19,6	4507	0
6AB1ME288-003/-009/-011	Carpets Instl. – Passenger Compartment	13,1	4507	0
6AB1ME288-005	Carpets Instl. – Passenger Compartment	13,3	4507	0
6AB1ME288-013	Carpets Instl. – Passenger Compartment	21,2	4507	0
6AB1ME288-017	Carpets Instl. – Passenger Compartment	11,0	4507	0
6AB1ME288-019	Carpets Instl. – Passenger Compartment	21,2	4507	0
6AB1ME288-021	Carpets Instl. – Passenger Compartment	16,9	4507	0
6AB1ME288-023	Carpets Instl. – Passenger Compartment	12,8	4507	0
6AB1ME288-025	Carpets Instl. – Passenger Compartment	12,3	3420	0
6AB1ME288-027	Carpets Instl. – Passenger Compartment	12,3	4507	0
6AB1ME288-029	Carpets Instl. – Passenger Compartment	16,9	4507	0
6AB1ME288-201	Carpets Instl. – Passenger Compartment	12,7	4507	0
6AB1ME288-203	Carpets Instl. – Passenger Compartment	16,9	4507	0
6AB1ME288-205	Carpets Instl. – Passenger Compartment	12,7	4507	0
6AB1ME288-207	Passenger Carpet Instl	19,1	4400	0
6AB1ME288-209	Passenger Carpet Instl	12,0	4430	0
6AB1ME291-013	FWD Bulkhead Instl.	28,4	3180	0
6AB1ME291-019	FWD Bulkhead Instl	27,6	3180	0
6AB1ME291-207	FWD Bulkhead Instl	28,2	3190	0
6AB1ME295-001	Limo Window Instl. – Passenger Compartment	28,5	3180	0
6AB1ME296-011	Carpets Instl. – Pilot & Copilot	9,0	2600	0
6AB1ME296-021	Carpets Instl. – Pilot & Copilot	4,8	2600	0
6AB1ME296-201	Carpets Instl. – Pilot & Copilot	4,6	2600	0
6AB1ME298-015	Under Seat Drawer Instl – AFT Row	14,5	5380	0
6AB1ME347-001	Under Seats Drawer Instl. FWD (RH & LH Seats)	9,9	3601	0
6AB1ME403-034-XYZ	Passenger Seat Max Right – AFT Row	17,0	5566	737
6AB1ME403-036-XYZ	Passenger Seat Right – AFT Row	17,0	5566	254
6AB1ME403-035-XYZ	Passenger Seat Left – AFT Row	17,0	5566	-254
6AB1ME403-033-XYZ	Passenger Seat Max Left – AFT Row	17,0	5566	-737
6AB1ME403-041-XYZ	Passenger Seat RH – FWD Row	17,0	3415	737
6AB1ME403-041-XYZ	Passenger Seat LH – FWD Row	17,0	3415	-737
6AB1ME415-013	Carpets Instl. – Pilot & Copilot	4,3	2600	0
6AB1ME415-019	Carpets Instl. – Pilot & Copilot	4,3	2600	0
6AB1ME415-025	Carpets Instl. – Pilot & Copilot	4,7	2600	0



P/N	COMPONENT	WEI GHT (Kg)	STA CG (mm)	BL CG (mm)
6AB1ME415-205	Carpets Instl. – Pilot & Copilot	3,0	2600	0
6AB1ME422-031-XYZ	VVIP Seat Equipped RH – Central Row	34,0	4727	343
6AB1ME422-031-XYZ	VVIP Seat Equipped LH – Central Row	34,0	4727	-343
6AB1ME422-073-XYZ	VVIP Seat Equipped RH – Central Row	31,8	4727	343
6AB1ME422-075-XYZ	VVIP Seat Equipped LH – Central Row	31,8	4727	-343
6AB1ME422-241-XYZ	VVIP Seat Equipped RH – Central Row	34,2	4727	343
6AB1ME422-241-XYZ	VVIP Seat Equipped LH – Central Row	34,2	4727	-343
6AB1ME422-243-XYZ	VVIP Seat Equipped LH – Central Row	34,2	4727	343
6AB1ME422-255-XYZ	VVIP Seat Equipped RH – Central Row	34,2	4727	343
6AB1ME422-257-XYZ	VVIP Seat Equipped LH – Central Row	34,2	4727	343
6AB1ME422-445-XYZ	VVIP Seat Equipped RH – Central Row	32,5	4727	343
6AB1ME422-445-XYZ	VVIP Seat Equipped LH – Central Row	32,5	4727	-343
6AB1ME422-453-XYZ	VVIP Seat Equipped RH – Central Row	31,5	4659	343
6AB1ME422-453-XYZ	VVIP Seat Equipped LH – Central Row	31,5	4659	-343
6AB1ME422-453-XYZ	VVIP Seat Equipped LH – Central Row	31,5	4727	-343
6AB1ME422-459-XYZ	VVIP Seat Equipped RH – Central Row	31,5	4727	343
6AB1ME422-461-XYZ	VVIP Seat Equipped LH – Central Row	32,6	4727	343
6AB1ME422-461-XYZ	VVIP Seat Equipped RH – Central Row	32,6	4727	-343
6AB1ME422-637-XYZ	VVIP Seat Equipped RH – Central Row	34,3	4727	343
6AB1ME422-639-XYZ	VVIP Seat Equipped LH – Central Row	34,3	4727	-343
6AB1ME427-031-XYZ	Passenger Seat Max Right – FWD Row	14,5	3415	737
6AB1ME427-031-XYZ	Passenger Seat Max Left – FWD Row	14,5	3415	-737
6AB1ME427-031-XYZ	Passenger Seat Max Right – AFT Row	14,5	5600	737
6AB1ME427-031-XYZ	Passenger Seat Max Right – AFT Row	14,5	5566	737
6AB1ME427-031-XYZ	Passenger Seat Right – AFT Row	14,5	5600	254
6AB1ME427-031-XYZ	Passenger Seat Right – AFT Row	14,5	5566	254
6AB1ME427-031-XYZ	Passenger Seat Left – AFT Row	14,5	5600	-254
6AB1ME427-031-XYZ	Passenger Seat Left – AFT Row	14,5	5566	-254
6AB1ME427-031-XYZ	Passenger Seat Max Left – AFT Row	14,5	5600	-737
6AB1ME427-031-XYZ	Passenger Seat Max Left – AFT Row	14,5	5566	-737
6AB1ME427-037-XYZ	Passenger Seat Max Left – AFT Row	14,0	5566	-737
6AB1ME427-038-XYZ	Passenger Seat Max Right – AFT Row	14,0	5566	737
6AB1ME427-047-XYZ	Passenger Seat Right – AFT Row	13,9	5566	254
6AB1ME427-047-XYZ	Passenger Seat Left – AFT Row	13,9	5566	-254
6AB1ME492-011	Carpets Instl. – Pilot & Copilot	4,6	2600	0
6AB1ME492-013	Carpets Instl. – Pilot & Copilot	2,9	2600	0
6AB1ME492-209	Carpets Instl. – Pilot & Copilot	3,7	2600	0
6AB1ME492-213	Carpets Instl. – Pilot & Copilot	2,9	2600	0
6AB1ME510-001	AFT Underseat Fairing And Armrest Instl	10,1	5325	0
6AB1ME520-001	Fire Extinguisher Instl (Relocated) – w/o Fire Extinguisher and Bracket	0,8	4391	-11
6AB1ME520-005	Fire Extinguisher Instl (Relocated) – w/o Fire Extinguisher and Bracket	0,8	4469	-13
6AB1ME525-007	Pilot Carpet Instl	2,9	2530	15

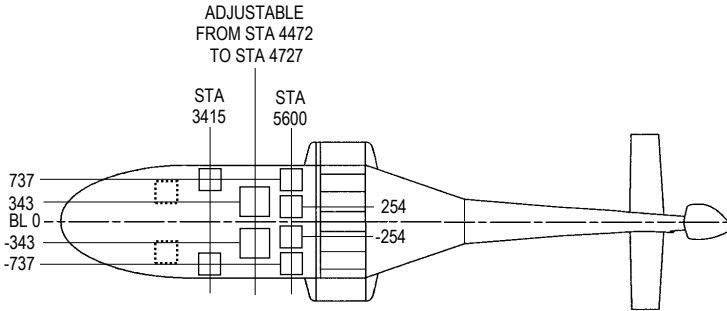


P/N	COMPONENT	WEI GHT (Kg)	STA CG (mm)	BL CG (mm)
6AB1ME525-011	Carpets Instl. – Pilot & Copilot	3,2	2600	0
6AB1ME525-021	Cockpit Carpet Instl	5,8	2530	30

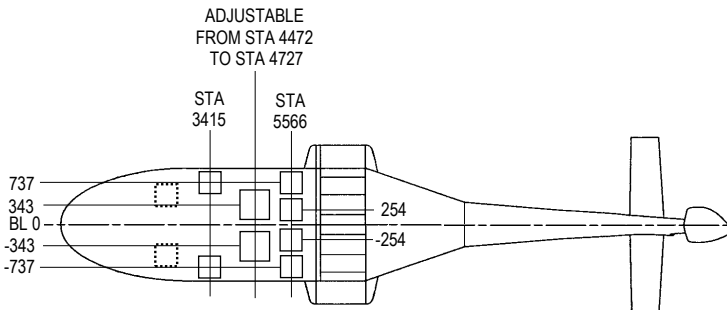
**Note:** Cabinet Installation in rearward LH position is alternative to AFT Row Passenger Seat Max Left Position.

## PASSENGER DATUM LINE LOCATIONS

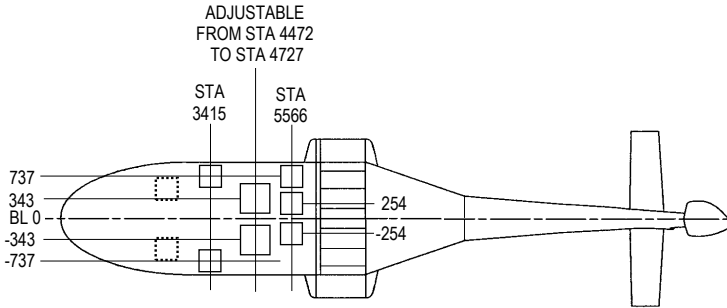
Figures 1 through 5 present fuselage Stations and Butt Lines data of passengers' position to aid in weight and balance computations.



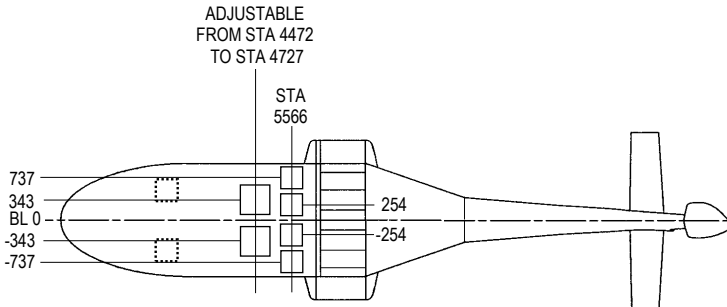
**Figure 1 - Stations and Butt Lines of passengers' position  
(8 Seats Configuration A)**



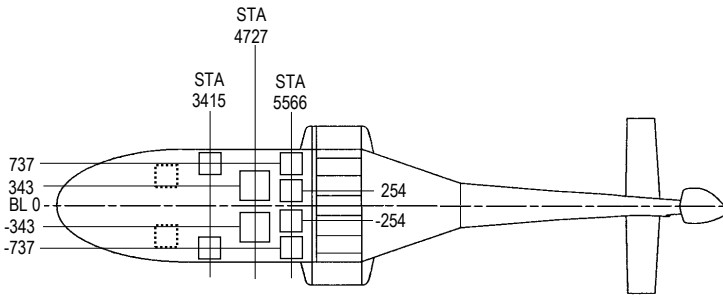
**Figure 2 - Stations and Butt Lines of passengers' position  
(8 Seats Configuration B)**



**Figure 3 - Stations and Butt Lines of passengers' position  
(7 Seats Configuration)**



**Figure 4 - Stations and Butt Lines of passengers' position  
(6 Seats Configuration)**



**Figure 5 -- Stations and Butt Lines of passengers' position  
(8 Seats - Configuration P/N 6AB1KT303-045)**

## PASSENGERS LOADING

It is the pilot's responsibility to ensure that the helicopter is properly loaded to maintain, for the duration of the flight, the center of gravity within the limitations defined in Section 1 of Basic Rotorcraft Flight Manual.

**SECTION 7**  
**SYSTEM DESCRIPTION**

N/A





## **SECTION 8**

# **HANDLING, SERVICING AND MAINTENANCE**

For the maintenance of MAG AW139 VIP 43 INTERIORS P/N 6AB1AD006-001 Refer to Owner's Manual (ICA) No. 6AB1WNM-2-8.