



AgustaWestland **AW**¹³⁹

**COMPATIBILITY
REFERENCE HANDBOOK
NVG**

Publication Code 502500060



AgustaWestland AW¹³⁹

COMPATIBILITY REFERENCE HANDBOOK NVG

ISSUE :28 02 2009
Rev. Y :30 11 2022

Source document:

AW139 Compatibility Reference Handbook NVG - Document N° 139G3360A001
ISSUE: 22-11-2022 - Issue AF
Publication code: 502500060

AW139 and AB139 are two commercial trademarks of the same Aircraft produced by the same Manufacturer.

They identify two batches of aircraft manufactured in conformity with a unique Type Certificate Data Sheet

- AB139 up to SN 31054;

- AW139 from SN 31055 onward.

Where not specifically declared, the content of this document is applicable to both AW139 and AB139 helicopters.


THIS PAGE INTENTIONALLY LEFT BLANK

DOCUMENT N.

139G3360A001


ISSUE

AF
TITLE AW139 NVG COMPATIBILITY REFERENCE HANDBOOK
COMPILED


date	
22 Nov 2022	
 Electronically approved	

SPECIALISTS

AREA APPROVAL

date			
22 Nov 2022			
 Electronically approved			

AUTHORIZATION

date	
22 Nov 2022	
 Electronically approved	

VERIFICATION / AIRWORTHINESS

date	date	date	date
date	date	date	date
date	date	date	date
date	date	date	date
date	date	date	date
date	date	date	date
date	date	date	date
			Airworthiness
			date

The document has been electronically approved.

© Copyright 2022 Leonardo S.p.a.

 This document contains information that is confidential and proprietary to Leonardo S.p.a. ('the Company') and is supplied on the express condition that it may not be disclosed to any third party, or reproduced in whole or in part, or used for manufacture, or used for any purpose other than for which it is supplied, without the prior written consent of the Company. Every permitted disclosure, reproduction, adaptation or publication of this document in whole or in part and in any manner or form shall prominently contain this notice.



REVISION HISTORY

ISSUE	CHANGE DESCRIPTION	ISSUE DATE	EFFECTIVITY DATE
A	First issue	05/12/2008	18/12/2008
B	Minor corrections, typing error	05/10/2009	05/10/2009
C	Para 3 – Modified for not NVG compatible equipment Para 5 – Goggles; added Para 6 – Approved separation wall Appendix A – “Restrictions” updated for not NVG compatible equipment Appendix A – List of NVG compatible equipment updated Ref. NDC 3G3360-002	11/11/2009	22/11/2011
D	Update of the list of NVG sensitive kit according to NDC 3G3360-006, 3G3360-007 and 3G3360-008	27/07/2010	05/12/2011
E	Update of the list of NVG sensitive kit according to NDC 3G3360-009 and 3G3340-022	01/12/2010	05/12/2011
F	Update of the list of NVG sensitive kit according to NDC 3G3360-010 and 3G4630-009	04/10/2011	05/12/2011
G	Update of the list of NVG sensitive kit according to NDC 3G3420-005, 3G3200-002; updated page 8.	09/01/2012	18/07/2012
H	Added goggles NL-93; Added kit P/N related to Enhanced Fuselage	04/07/2012	09/10/2012
I	Update of the list of NVG sensitive kit according to NDC 139G2310-001, 139G3420-001, 139G3420-002, 139G3340-001, 139G3360-001, 139G3360-003, 139G3360-005, 139G3360-006, 3G9300-008.	06/12/2012	06/12/2012



ISSUE	CHANGE DESCRIPTION	ISSUE DATE	EFFECTIVITY DATE
J	Update of the list of NVG sensitive kit according to NDC n° 139G3360-004, 139G9560-007, 139G2350-001, 139G3360-007, 3G5211-002, 139G3340-002, 139G3340-003, 139G3340-004	28/08/13	05/09/13
K	Update of the list of NVG sensitive kit according to NDC n° 139G9360-001	03/03/14	07/03/14
L	Update of the list of NVG sensitive kit according to NDC n° 139G9560-002	21/07/14	31/07/14
M	Update of the list of NVG sensitive kit according to NDC n° 139G3000-005	18/11/14	26/11/14
N	Update of the list of NVG sensitive kit according to NDC n° 139G2310-005, 3G7160-004	16/12/14	30/01/15
O	Update of the list of NVG sensitive kit according to NDC n° 139G4630-001, 139G4630-002	07/05/15	09/07/15
P	Update of the list of NVG sensitive kit according to NDC n° 139G2350-003, 139G9380-001, 139G3360-008, 139G2310-004, 139G3420-003	21/07/15	30/07/15
Q	Update of the list of NVG sensitive kit according to NDC n° 139G3360-009, 139G3360-010, 139G3360-011	05/11/15	12/11/15
R	Update of the list of NVG sensitive kit according to NDC n° 139G9310-003, 139G4630-003, 139G3441-003, 139G9300-004, 139G6700-002	16/12/15	21/12/15
S	Update of the list of NVG sensitive kits according to NDC n° 139G3340-006, 139G3271-001, 139G3310-001, 139G4390-002. Para. 2 – general review. Para. 6 – note 1 corrected in accordance with NDC n°139G3360-007, 139G3360-008 and 139G3360-009. Para. 7 – general review. Appendix A – modified table 1 (title) and table 2 (format).	31/05/16	31/05/16



ISSUE	CHANGE DESCRIPTION	ISSUE DATE	EFFECTIVITY DATE
T	List of NVG sensitive kits updated according to NDC 139G9560-003. Para. 6 – list of approved separation walls updated according to NDC 139G3360-014. Appendix A – list of NVG compatible basic equipment (Table 1) updated.	08/07/2016	08/09/2016
U	List of NVG sensitive kits updated according to NDC 139G1830-004, 139G2100-002.	19/10/2016	24/11/2016
V	List of NVG sensitive kits updated according to NDC 139G2150-003, 139G2592-001. Appendix A – tables 1 and 2 modified (typographical errors).	17/03/2017	02/05/2017
W	Para. 6 – list of approved separation walls updated according to NDC 139G3360-015. Updated list of NVG sensitive kits.	06/06/2017	06/06/2017
X	List of NVG sensitive kits updated according to NDC 139G3360-012, 139G4390-003, 139G3441-004 (including a correction due to a typographical error). Para. 6 – list of approved separation walls updated according to NDC 139G3360-016.	13/09/2017	14/12/2017
Y	List of NVG sensitive kits updated according to NDC 139G2350-006, 139G2592-002, 139G3340-009, 139G3360-013.	23/05/2018	05/07/2018
Z	List of NVG sensitive kits updated according to NDC 139G2310-017, 139G2310-020, 139G3340-008, 139G3340-010, plus minor clerical errors.	17/10/2018	20/11/2018
AA	List of NVG sensitive kits updated according to NDC 139G2310-021, 139G2350-008, 139G3130-002, 139G3360-017, 139G9300-006 and 139G9700-004. Para. 6 – list of approved separation walls updated according to NDC 139G3360-018 and 139G3360-019.	16/04/2019	16/04/2019



ISSUE	CHANGE DESCRIPTION	ISSUE DATE	EFFECTIVITY DATE
AB	List of NVG sensitive kits updated according to NDC 139G2310-022, 139G2310-024, 139G2350-009, 139G3340-012, 139G3340-013, 139G3340-014. Para. 6 – list of approved separation walls updated according to NDC 139G2580-004.	14/11/2019	14/11/2019
AC	List of NVG sensitive kits updated according to NDC 139G4600-003, 139G4390-007 and 139G9350-010.	21/09/2020	23/09/2020
AD	Appendix A – list of NVG compatible basic equipment (Table 1) updated according to NDC 139G3340-011. List of NVG sensitive kits updated according to NDC 139G2580-005, 139G3340-011, 139G9350-012 and EO 149G07308.	21/09/2021	22/09/2021
AE	List of NVG sensitive kits updated according to NDC 139G2310-027, 139G3441-006 and EO 149G06834.	16/06/2022	17/06/2022
AF	List of NVG sensitive kits updated according to NDC 139G2310-030, 139G2350-012 and EO 139G91991	18/11/2022	11/2022



DISTRIBUTION LIST

LEONARDO DEPT. / EXTERNAL COMPANY REPRESENTATIVE	NOTES	N. COPIES



TABLE OF CONTENTS

1 PURPOSE8

2 DEFINITIONS AND EXPLANATORY NOTES.....8

3 EVALUATION OF NVG COMPATIBILITY OF AN HELICOPTER CONFIGURATION9

4 PLACARDS.....9

5 GOGGLES 10

6 APPROVED SEPARATION WALL 10

7 CHANGES TO THE APPROVED CONFIGURATION 11

Appendix A - LIST OF NVG COMPATIBLE EQUIPMENT

Table 1 List of NVG Compatible Basic Equipment

Table 2 List of Approved NVG Sensitive Optional Kits



1 PURPOSE

The scope of the AW139 NVG Compatibility Reference Handbook is to keep trace of the AW139 Helicopter NVG configuration.

In particular, this document:

- provides the means to determine if a given AW139 configuration is compatible with NVG operations;
- provides information about how to manage the impact on NVG compatibility of deviations and non-compliances.

2 DEFINITIONS AND EXPLANATORY NOTES

The definition(s) presented here are additional to any which are otherwise applicable:

1 – NVG compatibility – An item or equipment is defined as “NVG compatible” when its installation on the helicopter does not affect the capability of the pilots to perform NVG operations. If a non NVG compatible item is installed on the aircraft, NVG operations on that aircraft are prohibited, unless the item is deactivated according to the instructions provided in this document.

When referred to the whole helicopter configuration, “non NVG compatible” means that NVG operations are not allowed on the aircraft. If a helicopter configuration is NVG compatible, NVG operations on that aircraft are allowed, **provided other limitations and/or restrictions listed in the AW139 Rotorcraft Flight Manual are applied.**

2 – NVG sensitivity – A modification is defined as “NVG sensitive” if one or more of the following occur:

- the modification involves an item which emits light and is installed in the cockpit or in the cabin (i.e. radio control panels, displays);
- the modification involves an item which emits light and is installed on an external part of the helicopter (i.e. navigation lights);
- it involves a surface which could reflect light towards the pilot or the co-pilot (i.e. new external cowlings, shining surfaces in cockpit, skis).



3 EVALUATION OF NVG COMPATIBILITY OF AN HELICOPTER CONFIGURATION

This paragraph explains how to determine if a given AW139 helicopter configuration is NVG Compatible.

In order for a given AW139 configuration to be NVG compatible, all of the following conditions have to be verified:

- 1 – The “Kit Alternate Lighting System” P/N 4G3360F00111 must be installed on the aircraft.
- 2 – The FWD bulkhead installations listed at paragraph 6, or an equivalent means of separation, must be installed to divide the cockpit from the cabin.
- 3 – No NVG sensitive equipment, **with the exception of lights sourcing in cabin compartment or those shown to be compatible as listed in Appendix A of this document**, can be operated or left switched ON during NVIS Operations. It must be possible to switch these equipment OFF by the pilot. If one or more NVG sensitive equipment listed in the Appendix A are installed, for every item installed it must be verified that the relevant restriction is taken into account.

4 PLACARDS

If the kit “Kit Alternate Lighting System” P/N 4G3360F00111 is installed on the helicopter, a dedicated placard (P/N 3G1130A01431) must be installed in clear view of the pilot to specify if the helicopter configuration is not NVG compatible.

In particular, if the helicopter configuration is not NVG compatible, the placard must be installed.

NVG OPERATIONS NOT PERMITTED



5 GOGGLES

Only type I class B, 3rd generations goggles can be used for aided flight on AW139.
Approved models are:

- ITT 4949 (F, P)
- M949 (Litton/Northrop Grumman) model CK-1601
- NL-93

NL-93 goggles are not approved by FAA, so their use is not allowed on FAA registered helicopters.
Helmets shall be suitable for the above mentioned NVGs.

6 APPROVED SEPARATION WALL

The presence of different lights sources from the cabin has to be taken into account for safety of aided flight.

A separation wall, dividing cockpit and passenger cabin is required. This must be tested in accordance with NVG Policy 139G3360E001.

A list of AW approved installation is provided here below:

- 6AB1KT002-265 FWD BULKHEAD with rolling curtain 6AB1ME023-037 code -14E
- 6AB1KT002-431 FWD BULKHEAD with rigid obscuring panels (see Note 1)
- 6AB1KT018-031 NVG FWD BULKHEAD IMPROVED KIT (see Note 1)
- 6AB1KT028-031 NVG FWD BULKHEAD CONFIGURATION SILENS (see Note 1 and Note 2)
- 6AB1KT023-031 NVG FWD BULKHEAD CONFIGURATION SOFT LINERS (see Note 1)
- 6AB1KT032-031 NVG FWD BULKHEAD CONFIGURATION RIGID LINERS (see Note 1)
- 6AB1KT031-031 NVG FWD BULKHEAD CONFIGURATION ENHANCED (RIGID LINERS) (see Note 1)
- 6AB1KT036-031 NVG FWD BULKHEAD CONFIGURATION (RIGID LINERS) (see Note 1)
- 6AB1KT034-031 NVG FWD BULKHEAD CONFIGURATION (SOFT LINERS) (see Note 1)



- 6A3W2521F001001 NVG FWD BULKHEAD CONFIGURATION (RIGID LINERS)
(see Note 1 and Note 3)
- 6AB1KT039-031 NVG FWD BULKHEAD CONFIGURATION (SOFT LINERS)
(see Note 1)
- 6AB1KT350-031, 6AB1KT351-031, 6AB1KT352-031, 6AB1KT353-031
NVG INTERIORS CONFIGURATIONS (RIGID LINERS)
(see Note 1)
- 4G2520F24411 Kit NVIS cockpit cabin soft separation (see Note 1)
4G2520F24412
4G2520F24413
4G2520F24414
4G2520F24415

NOTE 1: With 6AB1KT002-431, 6AB1KT018-031, 6AB1KT028-031, 6AB1KT023-031, 6AB1KT032-031, 6AB1KT031-031, 6AB1KT036-031, 6AB1KT034-031, 6A3W2521F001001, 6AB1KT039-031, 6AB1KT350/1/2/3-031 and P/N 4G2520F24411/12/13/14/15 properly operated, lights sourcing in cabin compartment not NVIS compatible could be ON, provided that there are no hazardous reflection for pilot from the outside.

NOTE 2: In order to be NVG compatible, the NVG FWD BULKHEAD CONFIGURATION SILENS P/N 6AB1KT028-031 must be installed in conjunction with the STC EASA No. 10030371.

NOTE 3: In order to be NVG compatible, the NVG FWD BULKHEAD CONFIGURATION (RIGID LINERS) P/N 6A3W2521F001001 must be installed in conjunction with the STC EASA No. 10062785.

7 CHANGES TO THE APPROVED CONFIGURATION

Refer to document n. 139G3360E001 “AW139-NVG policy”.

In particular installations covered by STC shall assess the NVIS compatibility in accordance with AC29-2C MG16. Competent Authority shall approve such installations considering NVG operations.



Appendix A

List of NVG compatible equipment

© Copyright 2017 Leonardo S.p.a., Leonardo MW Ltd, AgustaWestland Philadelphia Corporation

This document contains information that is confidential and proprietary to Leonardo S.p.a. and/or Leonardo MW Ltd and/or AgustaWestland Philadelphia Corporation ('the Companies') and is supplied on the express condition that it may not be disclosed to any third party, or reproduced in whole or in part, or used for manufacture, or used for any purpose other than for which it is supplied, without the prior written consent of the Companies. Every permitted disclosure, reproduction, adaptation or publication of this document in whole or in part and in any manner or form shall prominently contain this notice.



This appendix contains the list of NVG sensitive equipment that have been demonstrated to be compatible with AW139 NVG operations.

In particular, the installation of each item does not affect the NVG compatibility of the helicopter, provided the relevant restrictions are taken into account.

Any non NVG sensitive equipment, when installed and operated according to approved drawings/instructions, is considered NVG compatible.

Therefore, non NVG sensitive equipment is not contained in the following table.

Explanatory Notes:

- “Part Number” (Column 1 Table 1) – is the part number which identifies the installation.
- “Part Number – Short Nose” (Column 1 Table 2) – is the part number which identifies the installation on Short Nose Fuselage.
- “Part Number – Long Nose” (Column 2 Table 2) – is the part number which identifies the installation on Long Nose Fuselage.
- “Description” (Column 2 Table 1, Column 3 Table 2) – is the description of the equipment/installation which has been demonstrated to be compatible with AW139 NVG operations.
- “Restrictions” (Column 3 Table 1, Column 4 Table 2) – this column contains an explanation of the restrictions under which the item can be considered as NVG compatible. When this column is left blank, it means that the item, when installed, activated and operated according to approved limitations and instructions, is NVG compatible. If one or more items listed in Appendix A are installed, but the relevant restriction has not been applied, the item has to be considered as non NVG compatible, and NVG operations are not permitted on the aircraft unless the item is not essential for flight operations. In this last case it must be possible to switch the item by the pilot and NVG Operations are permitted provided that the item is switched OFF.



Table 1 – List of NVG Compatible Basic Equipment

Part Number	Description	Restrictions
3G3320W01901	NVG LIGHTS COCKPIT AND EXTERNAL INSTL (Short Nose configuration)	
3G3320W01911 3G3320W01912	NVG LIGHTS COCKPIT AND EXTERNAL INSTL (Long Nose configuration)	
0202644-005	SEARCH/LDG LIGHT	
0230390-001		Alternative
02030390-202		Alternative
109-0740V01-129	EXTERNAL LIGHTS CONTROL BOX	Short nose
3G1130L00156	VNE PLACARD ILLUMINATED (NVG)	
3G2120A00211	COCKPIT AND CABIN VENT. INSTL (NVG)	
3G2490V00152	ILLUMINATED NVG PANEL BREAKER (NVG)	Short nose
3G2490V00551	ILLUMINATED NVIS PNL SWITCH (NVG)	Short nose
3G2600V00252	FIRE DETEC/EXTG CONTROL PANEL (NVG)	To be substituted with -253
3G2600V00253		
3G2800V00132	FUEL CONTROL PANEL (NVG)	Superseded with the following -252
3G2800V00252		
3G2900V00752	HYDRAULIC SYSTEM CONTROL PANEL (NVG)	
3G3040V00253	WINDSHIELD WIPING CONTROL PANEL (NVG)	

© Copyright 2017 Leonardo S.p.a., Leonardo MW Ltd, AgustaWestland Philadelphia Corporation

This document contains information that is confidential and proprietary to Leonardo S.p.a. and/or Leonardo MW Ltd and/or AgustaWestland Philadelphia Corporation ("the Companies") and is supplied on the express condition that it may not be disclosed to any third party, or reproduced in whole or in part, or used for manufacture, or used for any purpose other than for which it is supplied, without the prior written consent of the Companies. Every permitted disclosure, reproduction, adaptation or publication of this document in whole or in part and in any manner or form shall prominently contain this notice.



AW139 NVG Compatibility Reference Handbook

139G3360A001

Rev. AF

Pag. A4 of A23

3G3110V00352	MISCELLANEOUS CONTROL PANEL (NVG)	Superseded with the following -355
3G3110V00355		
3G3120L00151	MAGNETIC COMPASS (NVG)	
3G3120L00251	DIGITAL CHRONOMETER (NVG)	
3G3150V00352	PILOT MASTER CAUTION/ WARNING (NVG)	
3G3150V00452	COPILOT MASTER CAUTION/ WARNING (NVG)	
3G3230V00632	LANDING GEAR CONTROL PANEL ASSY (NVG)	Superseded with the following -633
3G3230V00633		
3G3300V00252	TEST CONTROL PANEL (NVG)	
3G3310A00231	UTILITY LIGHT (NVG – GOODRICH LIGHTNING SYSTEMS)	
4F3310V00151	UTILITY LIGHT (NVG – SIRIO PANEL)	
3G3310A00131	STORM LIGHT	Inhibited through electrical mod
3G3320A00132	THERMOMETER LIGHT ASSY	
3G3320V00354	DIMMING SYSTEM CONTROL PANEL (NVG)	
3G3320V00454	LIGHTS CONTROL PANEL (NVG)	
3G3320V00651	NVG DOME LIGHT	
3G3340V00151	LEFT NAVIGATION LIGHT (NVG)	Short nose
109-0740V01-139	RED NAVIGATION LIGHT	Long nose
109-0740V01-149	LEFT POSITION LIGHT RED	Long nose
3G3340V02151	RED POSITION LIGHT (NVG)	Long nose
3G3340V00251	RIGHT NAVIGATION LIGHT (NVG)	Short nose

© Copyright 2017 Leonardo S.p.a., Leonardo MW Ltd, AgustaWestland Philadelphia Corporation

This document contains information that is confidential and proprietary to Leonardo S.p.a. and/or Leonardo MW Ltd and/or AgustaWestland Philadelphia Corporation ('the Companies') and is supplied on the express condition that it may not be disclosed to any third party, or reproduced in whole or in part, or used for manufacture, or used for any purpose other than for which it is supplied, without the prior written consent of the Companies. Every permitted disclosure, reproduction, adaptation or publication of this document in whole or in part and in any manner or form shall prominently contain this notice.



AW139 NVG Compatibility Reference Handbook

139G3360A001

Rev. AF

Pag. A5 of A23

109-0740V01-141	GREEN NAVIGATION LIGHT	Long nose
109-0740V01-147	RIGHT POSITION LIGHT GREEN	Long nose
3G3340V02251	GREEN POSITION LIGHT (NVG)	Long nose
3G3340V00351	TAIL NAVIGATION LIGHT	Short nose
109-0740V01-137	WHITE NAVIGATION LIGHT	Long nose
3G3340V00451	ANTICOLLISION LIGHT (NVG)	Short nose
109-0740V33-101	ANTICOLLISION LIGHT	Long nose
3G3420V00252	COMPASS CONTROL PANEL (NVG)	
3G4630V00152	DISPLAY DIMMING CONTROL PANEL (NVG)	Long nose
3G4630V00155		Short nose
3G4630V00352	DISPLAY REVERSION CONTROL PANEL (NVG)	
3G7610A00211	ENGINE CONTROL LEVER INSTL (NVG)	
3G7610V00852	ENGINE CONTROL PANEL (NVG)	
501-1860-0601	ELEC STAND-BY INSTRUMENT SYSTEM (ESIS)	
501-1860-0603	ELEC STAND-BY INSTRUMENT SYSTEM (L-3)	
40004-01-01	ELEC STAND-BY INSTRUMENT SYSTEM (MEGGITT)	
40004-02-01		
40004-03-01		
7011702-846 7011702-848 (ALT)	GUIDANCE CONTROLLER (NVG)	

© Copyright 2017 Leonardo S.p.a., Leonardo MW Ltd, AgustaWestland Philadelphia Corporation

This document contains information that is confidential and proprietary to Leonardo S.p.a. and/or Leonardo MW Ltd and/or AgustaWestland Philadelphia Corporation ('the Companies') and is supplied on the express condition that it may not be disclosed to any third party, or reproduced in whole or in part, or used for manufacture, or used for any purpose other than for which it is supplied, without the prior written consent of the Companies. Every permitted disclosure, reproduction, adaptation or publication of this document in whole or in part and in any manner or form shall prominently contain this notice.



AW139 NVG Compatibility Reference Handbook

139G3360A001

Rev. AF

Pag. A6 of A23

7016683-864 7016683-866 (ALT)	DISPLAY CONTROLLER NVG	
7016954-810	REMOTE INSTRUMENT CONTROLLER (NVG)	
7025725-945 7033700-945 A50A000-00-350	MULTI PURPOSE CONTROL DISPLAY UNIT	
7026883-802	CURSOR CONTROL DEVICE	
7027110-804	AUTOPILOT CONTROLLER	
7032400-802 7037630-812 7036350-802 7036350-812	FLAT PANEL DISPLAY UNIT H/W 1 FLAT PANEL DISPLAY UNIT H/W 2 FLAT PANEL DISPLAY UNIT H/W 3 FLAT PANEL DISPLAY UNIT H/W 3 HARDENED	
7511900-98401 7511900-98801(ALT) 7511900-99201(ALT) 7511900-99202	AUDIO PANEL	
4773-146	EMERGENCY LIGHT PUSH BUTTON (NVIS)	

NOTE: Configuration customizations for different customer require different CB panel and switch panel lay-out with different P/Ns. Check that aux O/H CB panel and aux. O/H switch panel are of the type NVIS compatible.

© Copyright 2017 Leonardo S.p.a., Leonardo MW Ltd, AgustaWestland Philadelphia Corporation

This document contains information that is confidential and proprietary to Leonardo S.p.a. and/or Leonardo MW Ltd and/or AgustaWestland Philadelphia Corporation ("the Companies") and is supplied on the express condition that it may not be disclosed to any third party, or reproduced in whole or in part, or used for manufacture, or used for any purpose other than for which it is supplied, without the prior written consent of the Companies. Every permitted disclosure, reproduction, adaptation or publication of this document in whole or in part and in any manner or form shall prominently contain this notice.



Table 2 – List of Approved NVG Sensitive Optional Kits

Part Number – Short Nose	Part Number – Long Nose	Description	Restrictions
N.A.	4G2310F02911	Kit Radio TETRA Chelton	Only control panel PN CH150-14-00.
4G2350F00411		kit ICS Cabin Utility 12/15 PAX (Rigid Liners)	The kit P/N 4G3360F01911 must be applied. Control Panel 4G2350V00152 (or GEM-05-COCU-103).
	4G2350F00412 4G2350F00415		The kit P/N 4G3360F06011 must be applied. Control Panel P/N 4G2350V00156. Control Panel P/N GEM-05-COCU-109-2.
3G6351F00113	3G6351F00113	Kit Rotor Brake	-
4G2510F00211	4G2510F00211	kit Fischer pilot co-pilot seats	-
3G5610F00611	3G5610F00611	Kit heated windshield	The kit 4G3360F06311 must be applied.
3G2141F00114	3G2141F00114	Kit forced heating and ventilation	The variant P/N 4G3360F03211 must be applied. Only control panel 3G2141V00354.
3G2140F00112	3G2140F00112	Kit heating	The variant P/N 4G3360F03011 must be applied. Only control panel P/N 3G2140V00354.
3G2150F00114	3G2150F00114	Kit air conditioning	The variant P/N 4G3360F02911 must be applied. Only air conditioning control panel 3G2150V00354.
3G2121F00111	3G2121F00111	Kit forced ventilation	The variant P/N 4G3360F03111 must be applied. Only forced ventilation panel 3G2121V00352.
4G3360F03311	4G3360F03311	Kit air conditioning VIP NVG	Only control panel 3G2150V00355
4G3360F03411	4G3360F03411	Kit heating VIP NVG	Only control panel 3G2140V00352.

© Copyright 2017 Leonardo S.p.a., Leonardo MW Ltd, AgustaWestland Philadelphia Corporation

This document contains information that is confidential and proprietary to Leonardo S.p.a. and/or Leonardo MW Ltd and/or AgustaWestland Philadelphia Corporation ('the Companies') and is supplied on the express condition that it may not be disclosed to any third party, or reproduced in whole or in part, or used for any purpose other than for which it is supplied, without the prior written consent of the Companies. Every permitted disclosure, reproduction, adaptation or publication of this document in whole or in part and in any manner or form shall prominently contain this notice.



AW139 NVG Compatibility Reference Handbook

139G3360A001

Rev. AF

Pag. A8 of A23

Part Number – Short Nose	Part Number – Long Nose	Description	Restrictions
4G3360F03511	4G3360F03511	Kit heating and forced ventilation VIP NVG	Only control panel 3G2141V00355.
3G2560F00311 3G2560F00313	3G2560F00311 3G2560F00313	Kit ADELTA (ELT Deployable)	The kit P/N 4G3360F01811 must be applied. Only control panel 503-22-NV.
	3G2560F00312	Kit ADELTA (ELT Deployable) with GPS	
3G9560F00111 3G9560F00113 3G9560F00212	3G9560F00111 3G9560F00113 3G9560F00212 4G9560F00111 4G9560F00211	Kit Emergency Floats and Life Rafts (Aerosekur) Kit Emergency Floats (Aerosekur) Kit Emergency Floats (Aerazur) Kit Emergency Flotation System (DART) Kit Emergency Flotation System (DART)	The variant P/N 4G3360F00711 must be applied. Only control panel 3G9560V00552 or 3G9560V00554 or 3G9560V00556 or 3G9560V00559.
3G2591F00111	3G2591F00111	Kit External Hoist	The variant P/N 4G3360F00811 must be applied. Only cockpit control panel 3G2591V00152. Only hoist operator control panel 3G2591V00952. The variant P/N 4G3360F05011 or 4G3360F05012 must be applied.
3G2350F00211	3G2350F00211 4G2350F00511 4G2350F00611 4G2350F02111	Kit external loudspeakers 250W Kit external loudspeakers 700W Kit external loudspeakers 400W Kit external loudspeakers 900W	The variant P/N 4G3360F02311 must be applied. PA control panel AA21-407.
	4G2350F00512 4G2350F03011 4G2350F02811	Kit external loudspeakers 700W Kit external loudspeakers LSS880 Kit external loudspeakers 900W	PA control panel P/N LSC22-003N.

© Copyright 2017 Leonardo S.p.a., Leonardo MW Ltd, AgustaWestland Philadelphia Corporation

This document contains information that is confidential and proprietary to Leonardo S.p.a. and/or Leonardo MW Ltd and/or AgustaWestland Philadelphia Corporation ("the Companies") and is supplied on the express condition that it may not be disclosed to any third party, or reproduced in whole or in part, or used for any purpose other than for which it is supplied, without the prior written consent of the Companies. Every permitted disclosure, reproduction, adaptation or publication of this document in whole or in part and in any manner or form shall prominently contain this notice.



AW139 NVG Compatibility Reference Handbook

139G3360A001

Rev. AF

Pag. A9 of A23

Part Number – Short Nose	Part Number – Long Nose	Description	Restrictions
3G2592F00111	3G2592F00111	Kit Cargo Hook	The variant P/N 4G3360F00911 must be applied.
3G9770F00111	3G9770F00111	Kit Cargo Hook Video Cameras	-
3G7160F00114 3G7160F00115	3G7160F00114 3G7160F00115	Engine Air Particle Separator	The variant P/N 4G3360F02711 must be applied. Only 3G3110V00252 CONTROL PANEL (NVG).
3G9310F00112	3G9310F00112	Kit Moving Map Skyforce Observer	The variant P/N 4G3360F01511 must be applied. Only 3G9310V00151 DIGITAL MAP CONTROL PANEL or Control Panel PN 3G9310V00552.
4G3441F00111	4G3441F00111	Kit Weather Radar Primus 701	The variant P/N 4G3360F02111 must be applied. Only 7008471-710 RADAR CONTROLLER. Only 7013512-912 MICROCIRCUITO CONTROLLO.
3G3441F00112	3G3441F00112	Weather Radar Primus WX P660	The variant P/N 4G3360F01311 must be applied. Only 7008471-690 WC-660 NVG.
3G3340F00111	3G3340F00111	SX16 with IFCO	The variant P/N 3G3306P04911 SX16 IFCO NVG Variant Retro Mod must be applied.
4G9350F00111	4G9350F00112 4G9350F00113	Kit FLIR – Sea Flir II – with Laser Pointer	-
4G4630F00111	N.A..	Kit Central SKYQUEST Display	The variant P/N 4G3360F01711 must be applied. Only AVDU-2111-05-01 Display Unit
N.A.	4G4630F00211 4G4630F00212	Kit Central SKYQUEST Display	The variant P/N 4G3360F06411 must be applied. Only AVDU-2112-05-03 Display Unit.

© Copyright 2017 Leonardo S.p.a., Leonardo MW Ltd, AgustaWestland Philadelphia Corporation

This document contains information that is confidential and proprietary to Leonardo S.p.a. and/or Leonardo MW Ltd and/or AgustaWestland Philadelphia Corporation ("the Companies") and is supplied on the express condition that it may not be disclosed to any third party, or reproduced in whole or in part, or used for manufacture, or used for any purpose other than for which it is supplied, without the prior written consent of the Companies. Every permitted disclosure, reproduction, adaptation or publication of this document in whole or in part and in any manner or form shall prominently contain this notice.



AW139 NVG Compatibility Reference Handbook

139G3360A001

Rev. AF

Pag. A10 of A23

Part Number – Short Nose	Part Number – Long Nose	Description	Restrictions
3G2210F00211	3G2210F00211	4 axis Digital Automatic Flight Control System	The variant P/N 4G3360F01611 must be applied. Only 3G6712A00836 COPILOT CYCLIC STICK. Only 3G6712A00736 PILOT CYCLIC STICK ASSY.
3G3450F00911	4G3450F00311	VHF/UHF radio direction finder (DF) CHELTON 935-2	-
4G9700F00211	4G9700F00111 4G9700F00112	Kit Digital Video Recorder	-
4G2310F01111	4G2310F01111	Satellite Communication radio SKYCONNECT	Only control panel PTA12-300.
4G4620F00711 4G4620F00611	4G4620F00611	Kit Mission Console Kit extended Mission console	The variant P/N 4G3360F03811 must be applied. Only LCD1507-340 DISPLAY LCD 15".
4G4620F00411	4G4620F00411	Kit Mission Console	The variant P/N 4G3360F03811 must be applied.
4G3040F00111 4G3040F00112	4G3040F00113 4G3040F00114	Kit Windshield Washing System	The variant P/N 4G3360F02611 must be applied. Only 3G3040V00254 CONTROL PANEL
4G2590F00311	4G2590F00312 4G2590F00313	Kit Fire bucket	The variant P/N 4G3360F03611 must be applied. Only 3G6712A00737 PILOT CYCLIC STICK. Only 3G6712A00837 COPILOT CYCLIC STICK.
4G3340F01611	N.A.	Kit position lights on winglet	-
N.A.	4G2591F00211	External Hoist Operations (Goodrich)	The variant P/N 4G3360F05711 or 4G3360F05712 must be applied.

© Copyright 2017 Leonardo S.p.a., Leonardo MW Ltd, AgustaWestland Philadelphia Corporation

This document contains information that is confidential and proprietary to Leonardo S.p.a. and/or Leonardo MW Ltd and/or AgustaWestland Philadelphia Corporation ("the Companies") and is supplied on the express condition that it may not be disclosed to any third party, or reproduced in whole or in part, or used for any purpose other than for which it is supplied, without the prior written consent of the Companies. Every permitted disclosure, reproduction, adaptation or publication of this document in whole or in part and in any manner or form shall prominently contain this notice.



AW139 NVG Compatibility Reference Handbook

139G3360A001

Rev. AF

Pag. A11 of A23

Part Number – Short Nose	Part Number – Long Nose	Description	Restrictions
N.A.	4G2591F00111	Double External Hoist Operations	The variant P/N 4G3360F05511 or 4G3360F05512 must be applied.
N.A.	3G2310F00212	Radio Equipment Primus HF 1050 Version with Cabin Controller	-
3G3272F00111	3G3272F00111 3G3272F00112	Slump Pads Kit	-
3G3271F00111	3G3271F00111 3G3271F00112	Snow Skids Kit	-
N.A.	3G3360A00311	CABIN LTS ELECTRICAL INSTL	Only neon lamp 62278G-510A.
4G3360A00211	4G3360A00211	CABIN LTS ELECTRICAL INSTL	Only neon lamp 62278G-510A.
N.A.	4G2510F00112	Chart holder KIT	Light assy P/N 3G3320A00731 is considered NVIS compatible, but the use of map holder light during NVG flights is not recommended. Hazardous reflections can be caused by maps or papers.
N.A.	4G2510F00911	KIT pilot/co-pilot GENERAL HOLDERS	Light assy P/N 3G3320A00731 is considered NVIS compatible, but the use of map holder light during NVG flights is not recommended. Hazardous reflections can be caused by maps or papers. However, if usage is required it is recommended to keep the holders in horizontal position.

© Copyright 2017 Leonardo S.p.a., Leonardo MW Ltd, AgustaWestland Philadelphia Corporation

This document contains information that is confidential and proprietary to Leonardo S.p.a. and/or Leonardo MW Ltd and/or AgustaWestland Philadelphia Corporation ("the Companies") and is supplied on the express condition that it may not be disclosed to any third party, or reproduced in whole or in part, or used for any purpose other than for which it is supplied, without the prior written consent of the Companies. Every permitted disclosure, reproduction, adaptation or publication of this document in whole or in part and in any manner or form shall prominently contain this notice.



AW139 NVG Compatibility Reference Handbook

139G3360A001

Rev. AF

Pag. A12 of A23

Part Number – Short Nose	Part Number – Long Nose	Description	Restrictions
N.A.	4G2510F00511	KIT pilot/co-pilot GENERAL HOLDERS Vertical	Light assy P/N 3G3320A00731 is considered NVIS compatible, but the use of map holder light during NVG flights is not recommended. Hazardous reflections can be caused by maps or papers.
N.A.	4G2560F00111 4G2560F00112 4G2560F00113	ELT	-
4G2564F00112	4G2564F00113 4G2564F00114 4G2564F00115 4G2564F00116	EMS provision	The variant 4G3360F03711 must be applied. Only misc. ctrl. pnl. P/N 3G3110V00452. The variant 4G3360F04911 must be applied. Only ctrl. pnl. ICS P/N GEM-06-COCU-105 and selector P/N GEM-06-ICDU-107.
N.A.	3G2591F00113	Hoist extended cable	The variant P/N 4G3360F00811 must be applied. Only cockpit control panel 3G2591V00152. Only hoist operator control panel 3G2591V00952. The variant P/N 4G3360F05011 or 4G3360F05012 must be applied.
4G2591F00311	4G2591F00311	Kit Winchman Hover Trim	-
3G3340F00411	4G3340F00411 4G3340F00412	Kit strobe light	Inhibited through electrical provision when NVG mode is selected.
	4G3340F00413	Kit strobe lights (winglet)	Inhibited through electrical provision when NVG mode is selected.

© Copyright 2017 Leonardo S.p.a., Leonardo MW Ltd, AgustaWestland Philadelphia Corporation

This document contains information that is confidential and proprietary to Leonardo S.p.a. and/or Leonardo MW Ltd and/or AgustaWestland Philadelphia Corporation ('the Companies') and is supplied on the express condition that it may not be disclosed to any third party, or reproduced in whole or in part, or used for manufacture, or used for any purpose other than for which it is supplied, without the prior written consent of the Companies. Every permitted disclosure, reproduction, adaptation or publication of this document in whole or in part and in any manner or form shall prominently contain this notice.



AW139 NVG Compatibility Reference Handbook

139G3360A001

Rev. AF

Pag. A13 of A23

Part Number – Short Nose	Part Number – Long Nose	Description	Restrictions
4G3340F01811	4G3340F01811	Kit 2 nd additional LDG light	Light assy P/N 0202644-005. When the variant P/N 4G3340A04811 is applied following lights assy are also authorized: P/N 0230390-001 or 02030390-202.
3G3306P01411	N.A.	High intensity 2 nd LDG Light Retromod	Following lights assy are authorized: P/N 0230390-001 or 02030390-202.
N.A.	4G2520A00115 4G2520A00114	Cabin light electrical provision	Following lights assy are authorized: 2LA455-115-26 EMERGENCY DOME LIGHT 3G3320A00631 ADVISORY LIGHT ASSY 3G3320V00551 NVG CABIN LIGHT 3G3320V00651 NVG DOME LIGHT (cabin extension) 3G3320V00851 CABIN DIMMING CONTROL.
N.A.	4G3340A03911 4G3340A03912	HOIST SEARCH LGT SARTU VARIANT	Following lights assy are authorized: P/N 0230390-001 or 02030390-202.
N.A.	4G4620F00911	Kit tactical mission console	
N.A.	3G2520A08311	Mission console equipment instl.	364-4000-001 ctrl. pnl. RDR 1500B+; AVDU-5006-05-1 Display unit; 90-004-1 light assy.
N.A.	4G9310F00711	Kit 2 nd Dmap Euronav V	PANL-1588-01-02-54 key board skyquest 210.002-001 ctrl. pnl.
N.A.	4G9310F00511	Kit Dmap Euronav V	109-0770V02-101 CONTROL PANEL.

© Copyright 2017 Leonardo S.p.a., Leonardo MW Ltd, AgustaWestland Philadelphia Corporation

This document contains information that is confidential and proprietary to Leonardo S.p.a. and/or Leonardo MW Ltd and/or AgustaWestland Philadelphia Corporation ("the Companies") and is supplied on the express condition that it may not be disclosed to any third party, or reproduced in whole or in part, or used for any purpose other than for which it is supplied, without the prior written consent of the Companies. Every permitted disclosure, reproduction, adaptation or publication of this document in whole or in part and in any manner or form shall prominently contain this notice.



AW139 NVG Compatibility Reference Handbook

139G3360A001

Rev. AF

Pag. A14 of A23

Part Number – Short Nose	Part Number – Long Nose	Description	Restrictions
N.A.	4G4630F00311 4G4630F00312	Kit central display Sirio Panel	727-0912/30 display unit.
4G2310F01311	4G2310F01311	Kit Satcom Skytrac ISAT-100	CDP-250G mini display. STS-ISAT-100 ctrl. pnl.
N.A.	4G2310F03011	Kit Satcom Skytrac ISAT-200	104-300-02 cockpit display panel. 105-300-02 dispatch voice interface.
N.A.	4G9300F00111 4G9300F00112	Kit Video Downlink MRC	Only control panel P/N 907621-1. The use of the control panel is authorised provided that it is installed in the interseat console extension.
N.A.	4G9300F00311 4G9300F00312	Video up/down link ECS	SCU NVG control unit.
N.A.	4G9300F00911	Kit ECS HD Video Downlink (5.3 GHz)	Remote Control Panel ECU NVG HVDS AES (01-11482-2-05-0).
N.A.	4G3340F00611 4G3340F00612	Kit 2 nd anticollision	109-0740V33-101 light assy.
N.A.	4G9700F00411 3G9706P00412 4G9700F00412	Kit DVAR SAAB	5836-CR-CP-01-1000 CONTROL PANEL.
N.A.	4G3450F00711	Kit DF Chelton 935-11	3G3450V00151 ANNUNCIATOR pnl. 715-40-10010 ctrl. pnl.

© Copyright 2017 Leonardo S.p.a., Leonardo MW Ltd, AgustaWestland Philadelphia Corporation

This document contains information that is confidential and proprietary to Leonardo S.p.a. and/or Leonardo MW Ltd and/or AgustaWestland Philadelphia Corporation ("the Companies") and is supplied on the express condition that it may not be disclosed to any third party, or reproduced in whole or in part, or used for any purpose other than for which it is supplied, without the prior written consent of the Companies. Every permitted disclosure, reproduction, adaptation or publication of this document in whole or in part and in any manner or form shall prominently contain this notice.



AW139 NVG Compatibility Reference Handbook

139G3360A001

Rev. AF

Pag. A15 of A23

Part Number – Short Nose	Part Number – Long Nose	Description	Restrictions
4G3340F00711	4G3340F00712 (*)	Kit SX16 and Sea Flir interface	3G3340V01152 SEARCH light/SX16 Ctrl. Pnl. IN10-10-81 HAND CONTROL UNIT (NVG).
N.A.	4G9350F00611	Kit FLIR STAR SAFIRE series	Hand Control Unit P/N 3204853-4.
N.A.	4G9350F00211	Kit FLIR STAR SAFIRE 380-HD	Hand Control Unit P/N 3204853-10.
N.A.	4G9350F01111	Kit FLIR STAR SAFIRE SS380-HDC	Hand Control Unit P/N 3204853-10.
N.A.	4G9350F00411	Kit WESCAM MX15	Hand Control Unit P/N 42228-05 and 42228-07.
	4G9350F01511		Hand Control Unit P/N 42228-21.
	4G9350F01611		Mission Controller P/N 220970-01.
N.A.	4G2350F01012	Kit ICS AV900 cabin stations 4 & 5	The kit P/N 4G3360F04611 must be applied.
	4G2350F01013		Audio panel 7511900-99201 (superseded).
	4G2350F01014		Audio Panel 7511900-99202.
N.A.	3G2306P03312	ICS variant cabin station 5	Audio panel 7511900-99201.
N.A.	4G2350F00912	Kit ICS AV900 cabin station 4	The kit P/N 4G3360F04511 must be applied.
	4G2350F00913		Audio panel 7511900-99201.
	4G2350F00914		The kit P/N 4G3360F04512 (superseding P/N 4G2350F04511) must be applied. Audio panel 7511900-99202.
N.A.	4G2350F02411	Kit ICS AV900 cabin stations 4, 5 & 6	The kit P/N 4G3360F07611 must be applied. Audio Panel 7511900-99202.
N.A.	4G2350F02511 4G2350F02711	Kit ICS AV900 cabin station 5	The kit P/N 4G3360F07811 must be applied. Audio Panel 7511900-99202.
N.A.	4G2310F02511	Kit Wulfsberg P2000	400-049200-11-012 ctrl pnl. P25 RADIO P2000.

© Copyright 2017 Leonardo S.p.a., Leonardo MW Ltd, AgustaWestland Philadelphia Corporation

This document contains information that is confidential and proprietary to Leonardo S.p.a. and/or Leonardo MW Ltd and/or AgustaWestland Philadelphia Corporation ('the Companies') and is supplied on the express condition that it may not be disclosed to any third party, or reproduced in whole or in part, or used for any purpose other than for which it is supplied, without the prior written consent of the Companies. Every permitted disclosure, reproduction, adaptation or publication of this document in whole or in part and in any manner or form shall prominently contain this notice.



AW139 NVG Compatibility Reference Handbook

139G3360A001

Rev. AF

Pag. A16 of A23

Part Number – Short Nose	Part Number – Long Nose	Description	Restrictions
3G3306P01611	3G3306P01611	LONG RANGE ELEVATION ENVELOPE VARIANT	-
3G9350A00431	3G9350A00431	LASER INTERLOCK UNIT	3205580 LIU kit.
3G2310F00111	3G2310F00111	KIT V/UHF FLEXCOMM II	Apply variant 4G3360F02411. Control panel P/N 31300-0201-1200.
N.A.	4G2310F01212 3G2306P07211	Kit 2 nd Flexcomm Radio P25 Radio Flexcomm II P25 Variant	Control panel P/N 31300-1202-1200.
3G3130F00111	4G3130F00111 4G3130F00112 4G3130F00113	KIT HUMS	3G3130V00151 HUMS CONTROL PANEL.
N.A.	4G3130F00611	Kit “FAMILY” HUMS	Data Transfer Device (DTD) P/N 8G4620V00451.
N.A.	4G3000F00211	KIT FIPS	Following lights P/N are authorized: - IPS STATUS PANEL 4G3000V00451 - Master Warning 4G3060V00751 - Master caution 4G3060V00851 - HEATED WINDSHIELD 4G5610V00131 and 4G5610V00231
N.A.	4G2350F01811 4G2350F01813	kit ICS Cabin Utility 8 PAX (Gemelli) (Rigid Liners)	The kit P/N 4G3360F06211 must be applied. Control Panel 4G2350V00156. Control Panel GEM-05-COCU-109-2.
N.A.	4G2350F01814	kit ICS Cabin Utility 8 PAX (Gemelli) (Soft Liners)	The kit P/N 4G3360F06211 must be applied. Control Panel 4G2350V00156. Control Panel GEM-05-COCU-109-2.

© Copyright 2017 Leonardo S.p.a., Leonardo MW Ltd, AgustaWestland Philadelphia Corporation

This document contains information that is confidential and proprietary to Leonardo S.p.a. and/or Leonardo MW Ltd and/or AgustaWestland Philadelphia Corporation (“the Companies”) and is supplied on the express condition that it may not be disclosed to any third party, or reproduced in whole or in part, or used for any purpose other than for which it is supplied, without the prior written consent of the Companies. Every permitted disclosure, reproduction, adaptation or publication of this document in whole or in part and in any manner or form shall prominently contain this notice.



AW139 NVG Compatibility Reference Handbook

139G3360A001

Rev. AF

Pag. A17 of A23

Part Number – Short Nose	Part Number – Long Nose	Description	Restrictions
N.A.	4G2310F02411	KIT Radio Nat NPX138	The variant P/N 4G3360F05911 must be applied. Control Panel NPX138N-900.
N.A.	4G2310F04611	KIT 2 nd VHF/FM Radio Nat NPX138	The variant P/N 4G3360F07411 must be applied. Control Panel NPX138N-900.
N.A.	4G3340F02224 4G3340F02218 4G3340F02221 4G3340F02212 4G3340F02214 4G3340F02216	KIT SX16 Steer Ldg Lts IR RS232 NVG KIT SX16 Steer Ldg Lts IR NVG KIT SX16 Steer Ldg Lts IR SLAVED RS422 NVG KIT SX16 Steer Ldg Lts WHITE NVG KIT SX16 Steer Ldg Lts WHITE SLAVED RS422 NVG KIT SX16 Steer Ldg Lts WHITE SLAVED RS232 NVG	SX16 control panel PN 3G3340V01153 SX16 control panel PN 3G3340V01153 SX16 control panel PN 3G3340V01153 SX16 control panel PN 3G3340V01751 SX16 control panel PN 3G3340V01751 SX16 control panel PN 3G3340V01751
N.A.	4G3340F00211	KIT Enhanced Landing Light	The variant P/N 4G3360F04411 including control panel P/N 3G3300V00353.
N.A.	4G3340F01011 4G3340F01012	KIT Main Rotor Lights	When NVG mode is selected, the kits P/N 4G3340F01011/12 must be inhibited through the application of the kit P/N 4G3360F05611.
N.A.	4G3340F01111 4G3340F01112 4G3340F01113 4G3340F02911	KIT Tail Rotor Lights	When NVG mode is selected, the kits P/N 4G3340F01111/12 must be inhibited through the application of the kit P/N 4G3360F05611. Lamp P/N 727-1843/01.
N.A.	4G3340F02412	KIT TRAKKA A800 SEARCHLIGHT	A800 Pilot/Co-Pilot Control Panel P/N 021013-1000000 A800 Pilot/Co-Pilot Control Panel P/N 021027-0000001 A800 Grip Hand Controller P/N 021001-0000000

© Copyright 2017 Leonardo S.p.a., Leonardo MW Ltd, AgustaWestland Philadelphia Corporation

This document contains information that is confidential and proprietary to Leonardo S.p.a. and/or Leonardo MW Ltd and/or AgustaWestland Philadelphia Corporation ('the Companies') and is supplied on the express condition that it may not be disclosed to any third party, or reproduced in whole or in part, or used for any purpose other than for which it is supplied, without the prior written consent of the Companies. Every permitted disclosure, reproduction, adaptation or publication of this document in whole or in part and in any manner or form shall prominently contain this notice.



Part Number – Short Nose	Part Number – Long Nose	Description	Restrictions
	4G3340F02414 4G3340F02411 + 3G3306P04511 + 4G3340F02411 + 3G3306P04512 +		A800 Grip Hand Controller P/N 021015-0101000 If the P/N 4G3340F02411 is installed, the variant P/N 3G3306P04511 must be applied for long nose configuration helicopters. If the P/N 4G3340F02411 is installed, the variant P/N 3G3306P04512 must be applied for enhanced configuration helicopters.
N.A.	4G3441F00311	KIT WEATHER RADAR TELEPHONICS 1500B	The radar display, part of the control panel P/N 364-4000-001, is not NVIS compatible but the use is authorised provided that it is installed behind the control panels highlighted in red in the figure 1.
4G3200F00113	4G3200F00111 4G3200F00112	KIT LANDING GEAR SYSTEM GOODRICH	Control panel P/N 4G3230V00331.
4G5211F00111	4G5211F00111	KIT PILOT HIGH VISIBILITY DOORS	NVG operations are not permitted in the following cases: - The landing lights are installed on the landing gear sponsons - The following searchlights are installed on the rotorcraft: ✓ SX16 NightSun Searchlight ✓ SX5 Searchlight ✓ NightSun II XP Searchlight
N.A.	4G3340F02611	KIT LANDING LIGHTS SIRIO PANEL	Lamp P/N 3G3340V01951.

© Copyright 2017 Leonardo S.p.a., Leonardo MW Ltd, AgustaWestland Philadelphia Corporation

This document contains information that is confidential and proprietary to Leonardo S.p.a. and/or Leonardo MW Ltd and/or AgustaWestland Philadelphia Corporation ("the Companies") and is supplied on the express condition that it may not be disclosed to any third party, or reproduced in whole or in part, or used for any purpose other than for which it is supplied, without the prior written consent of the Companies. Every permitted disclosure, reproduction, adaptation or publication of this document in whole or in part and in any manner or form shall prominently contain this notice.



AW139 NVG Compatibility Reference Handbook

139G3360A001

Rev. AF

Pag. A19 of A23

Part Number – Short Nose	Part Number – Long Nose	Description	Restrictions
N.A.	4G3340F02111	KIT HOIST LIGHT SIRIO PANEL	Lamp P/N 3G3340V01951.
N.A.	4G3340F02511	KIT 4TH STEERABLE LIGHT LH SIDE	Lamp P/N 3G3340V01951.
N.A.	4G9360F00211	KIT OBSTACLE PROXIMITY LIDAR SYS (OPLS)	Control panel P/N 3G9360V00151.
N.A.	4G3000F00111	KIT LIMITED ICE PROTECTION SYSTEM	Control panel P/N 4G3000V00511.
N.A.	4G2310F03511	KIT RADIO HF ROCKWELL COLLINS 9000 D	Control panel P/N 822-1071-001.
4G7160F00111	4G7160F00111	KIT INLET BARRIER FILTER	Control panel P/N 3G7160V04151.
N.A.	4G9380F00111	KIT DIGITAL POWER LINE DETECTOR SYSTEM	Control Unit P/N C-83842-1.
N.A.	4G2310F03411	KIT RADIO TETRA SELEX AS3000	Control Panel AS3000 P/N TAC-5053/01.
N.A.	4G2310F01115	KIT SATCOM SKYCONNECT WITH MMU II	Control Panel 1616-055-12.
N.A.	4G3350F00311	KIT COCKPIT AND CABIN RECHARGEABLE FLASHLIGHTS	Inhibited through electrical provision when NVG mode is selected.

© Copyright 2017 Leonardo S.p.a., Leonardo MW Ltd, AgustaWestland Philadelphia Corporation

This document contains information that is confidential and proprietary to Leonardo S.p.a. and/or Leonardo MW Ltd and/or AgustaWestland Philadelphia Corporation ("the Companies") and is supplied on the express condition that it may not be disclosed to any third party, or reproduced in whole or in part, or used for manufacture, or used for any purpose other than for which it is supplied, without the prior written consent of the Companies. Every permitted disclosure, reproduction, adaptation or publication of this document in whole or in part and in any manner or form shall prominently contain this notice.



AW139 NVG Compatibility Reference Handbook

139G3360A001

Rev. AF

Pag. A20 of A23

Part Number – Short Nose	Part Number – Long Nose	Description	Restrictions
N.A.	4G1830F00411 4G1830F00412 4G1830F00511 4G1830F00512 4G1830F00611 4G1830F00612 4G1830F00711 4G1830F00712	KIT AVCS OMNI 8 actuators KIT AVCS OMNI 6 actuators KIT AVCS OMNI 4 actuators KIT AVCS OMNI 2 actuators	Control Panel P/N 3G1830V00251. Control Panel P/N 3G1830V00252.
N.A.	3G2141A00111 3G2141A00112	Heating and Ventilation instl. (ENVIRO)	Control Panel P/N 3G2141V11153
N.A.	3G2150F00511 3G2150F00512	Kit ECS (ENVIRO)	NVG Variant 4G3360F07311 including the Control Panel P/N 3G2150V10653.
N.A.	4G2150F00711	Kit ECS (ENVIRO) for AGB	NVG Variant 4G3360F07311 including the Control Panel P/N 3G2150V10653.
N.A.	4G2150F00611	Kit ECS (ENVIRO) DUAL ZONE	NVG Variant 4G3360F07111 including the Control Panel P/N 3G2150V10654.
N.A.	4G2150F00911	Kit ECS (ENVIRO) DUAL ZONE for AGB	NVG Variant 4G3360F07111 including the Control Panel P/N 3G2150V10654.
N.A.	4G9310F01011	KIT DIGITAL MAP EURONAV 7	Control device P/N 257.007-023.
N.A.	4G4620F00911	21.5” FULL HD DISPLAY FOR MISSION CONSOLE	HD display (vendor P/N 727-0983/01).

© Copyright 2017 Leonardo S.p.a., Leonardo MW Ltd, AgustaWestland Philadelphia Corporation

This document contains information that is confidential and proprietary to Leonardo S.p.a. and/or Leonardo MW Ltd and/or AgustaWestland Philadelphia Corporation (“the Companies”) and is supplied on the express condition that it may not be disclosed to any third party, or reproduced in whole or in part, or used for manufacture, or used for any purpose other than for which it is supplied, without the prior written consent of the Companies. Every permitted disclosure, reproduction, adaptation or publication of this document in whole or in part and in any manner or form shall prominently contain this notice.



AW139 NVG Compatibility Reference Handbook

139G3360A001

Rev. AF

Pag. A21 of A23

Part Number – Short Nose	Part Number – Long Nose	Description	Restrictions
N.A.	4G3441F00511	KIT SEARCH/WEATHER RADAR 1700A	Control Panel P/N IU200-240-3-1.05 (superseded). Control Panel P/N IU200-240-(4)-(1).(05).
N.A.	4G9300F00712	KIT ECS HD VIDEO DOWNLINK (2.5 GHZ)	Control Panel P/N 01-21694-A-62-0.
N.A.	4G6700F00311	KIT SINGLE PILOT CONTROLS WITH PEDALS COVER	
N.A.	4G3340F02711 4G3340F02712	KIT PULSE LIGHTS	Inhibited through electrical provision when NVG mode is selected.
N.A.	4G4390F00411	KIT SATCOM DZMX	Control panel P/N DZP-04-300.
N.A.	4G4390F00811	KIT SATCOM DZMX / 4G	Control panel P/N DZP-04-800.
N.A.	4G4390F01111	KIT SATCOM DZMX / 4G-WIFI	Control panel P/N DZP-04-800-BEW / BFW / BJW / BPW
N.A.	4G3441F00611	KIT RADAR GABBIANO TS-20N	Control panel P/N 378129-003.
N.A.	4G2592F00111	KIT DUAL CARGO HOOK	Control panel P/N 6F2592V01251.
N.A.	4G2350F02311 4G2350F02312	KIT POLYCON NG	Control panel P/N AXS-CP-0100-N.
N.A.	4G2310F02012	KIT RADIO BENDIX KING KTR 909	The NVIS variant P/N 4G3360F06111 must be applied. Control Panel P/N 2627-02.
N.A.	4G2310F05411 4G2310F05711 4G2310F06011 4G2310F06211	KIT RADIO RT7000PMR	Control Panel P/N RT7000PMR-009-002. Control Panel P/N RT7000PMR-008-002. Control Panel P/N RT7000PMR-004-004. Control Panel P/N RT7000PMR-006-002.

© Copyright 2017 Leonardo S.p.a., Leonardo MW Ltd, AgustaWestland Philadelphia Corporation

This document contains information that is confidential and proprietary to Leonardo S.p.a. and/or Leonardo MW Ltd and/or AgustaWestland Philadelphia Corporation ('the Companies') and is supplied on the express condition that it may not be disclosed to any third party, or reproduced in whole or in part, or used for any purpose other than for which it is supplied, without the prior written consent of the Companies. Every permitted disclosure, reproduction, adaptation or publication of this document in whole or in part and in any manner or form shall prominently contain this notice.



AW139 NVG Compatibility Reference Handbook

139G3360A001

Rev. AF

Pag. A22 of A23

Part Number – Short Nose	Part Number – Long Nose	Description	Restrictions
	4G2310F07211		Control Panel P/N RT7000PMR-002-005.
N.A.	4G2310F05511	KIT RCDU and RADIO RT7000PMR I/F	Control Panel P/N RCDU-7000-002-001.
N.A.	4G9700F01011	kit DVAR Aero Optical DF-HCAR HEXA (cockpit instl.)	P/N 17-06HXDFCF.
N.A.	4G9300F01611	kit VIDEO DOWNLINK IPR HD (cockpit instl.)	Control Panel P/N SYS9E130254.
N.A.	4G2320F00112	kit PASSENGER BRIEFING SYSTEM	If the P/N 4G2320F00112 is installed, the variant P/N 3G2320P00111 must be applied.
N.A.	4G3340F03011	KIT TRAKKA TLX SEARCHLIGHT	Control Panel P/N 021033-0000601. Grip Hand Controller P/N 021015-0101050.
N.A.	4G4600F00311	KIT PRIMUS EPIC PHASE 8	The kit P/N 4G3360F07711 must be applied. CCDs (Cursor Control Devices) P/N's F99-05459-SL and F99-05460-SL.
N.A.	4G3441F00911	KIT WEATHER RADAR RDR-7000	The kit P/N 4G3360F07911 must be applied. Only Control Panel WC-660 P/N 7008471-690.
	4G3441F01011		The kit P/N 4G3360F08011 must be applied. Only Control Panel WC-7880 P/N 7008471-7424.
	4G3441F01111		The kit P/N 4G3360F08111 must be applied. Only Control Panel WC-7700 P/N 7008471-7710.
N.A.	4G2310F07311	KIT RADIO MTR138 VHF-FM	Control Panel P/N MTC100-100N

© Copyright 2017 Leonardo S.p.a., Leonardo MW Ltd, AgustaWestland Philadelphia Corporation

This document contains information that is confidential and proprietary to Leonardo S.p.a. and/or Leonardo MW Ltd and/or AgustaWestland Philadelphia Corporation ('the Companies') and is supplied on the express condition that it may not be disclosed to any third party, or reproduced in whole or in part, or used for any purpose other than for which it is supplied, without the prior written consent of the Companies. Every permitted disclosure, reproduction, adaptation or publication of this document in whole or in part and in any manner or form shall prominently contain this notice.



AW139 NVG Compatibility Reference Handbook

139G3360A001

Rev. AF

Pag. A23 of A23

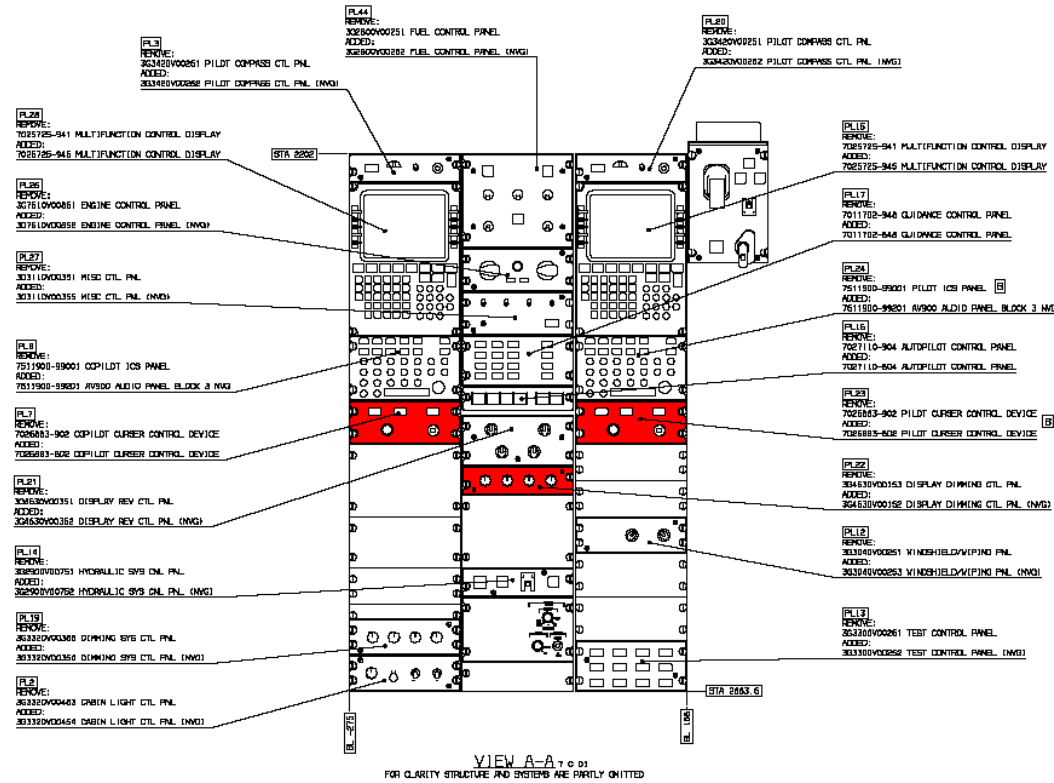


FIGURE 1 – INTERSEAT CONSOLE

© Copyright 2017 Leonardo S.p.a., Leonardo MW Ltd, AgustaWestland Philadelphia Corporation

This document contains information that is confidential and proprietary to Leonardo S.p.a. and/or Leonardo MW Ltd and/or AgustaWestland Philadelphia Corporation ("the Companies") and is supplied on the express condition that it may not be disclosed to any third party, or reproduced in whole or in part, or used for manufacture, or used for any purpose other than for which it is supplied, without the prior written consent of the Companies. Every permitted disclosure, reproduction, adaptation or publication of this document in whole or in part and in any manner or form shall prominently contain this notice.