

	<p>IBF COVER KIT AW139</p> <p>P/N 3G7160G00231</p> <p>OPERATION AND MAINTENANCE MANUAL</p>	<p>MAN. P/N: 10006547 REVISION: A REVISION DATE: 21/09/2021</p>
--	---	--

OPERATION AND MAINTENANCE MANUAL
for
IBF COVER KIT AW139
P/N 3G7160G00231

Man P/N: 10006547

Issue number: 00

Issue date: 21/09/2021

Rev A

Rev. date: 21/09/2021

	<p>IBF COVER KIT AW139</p> <p>P/N 3G7160G00231</p> <p>OPERATION AND MAINTENANCE MANUAL</p>	<p>MAN. P/N: 10006547</p> <p>REVISION: A</p> <p>REVISION DATE: 21/09/2021</p>
--	---	--

INDEX OF CONTENTS

1. REVISION INDEX.....	3
2. GENERAL DESCRIPTION	3
2.1. Kit composition	4
3. WARNINGS AND LIMITATIONS.....	6
4. INSTRUCTION FOR USE	6
4.2. Before use IBF COVERS:.....	6
4.3. After use IBF COVERS:.....	6
5. MAINTENANCE AND CLEANING	6
6. CALIBRATION	7
7. SHELF COMPONENTS.....	7
8. SPARE PART LIST	7

Index of figure

Figure 1: Identification label on Bag	4
Figure 2: Identification label on IBF Cover RH	4
Figure 3: Identification label on IBF Cover LH.....	4
Figure 4: BAG P/N 3G7160G00351	4
Figure 5: IBF cover RH P/N 3G7160G00451	5
Figure 6: IBF cover LH P/N 3G7160G00551	5

Index of table

Table 1: Revision status	3
Table 2: P/N and dimensions	3
Table 3: Spare parts	7

	IBF COVER KIT AW139	MAN. P/N: 10006547 REVISION: A REVISION DATE: 21/09/2021
	P/N 3G7160G00231	
	OPERATION AND MAINTENANCE MANUAL	

1. REVISION INDEX

Where revisions occur, it is reported in the table below.

Revision Number	Revision Date	Effect on	Reason for Revision
A	23/07/2021	All pages	First Issue

Table 1: Revision status

2. GENERAL DESCRIPTION

IBF COVER KIT AW139 is used to protect the IBF air intake on AW139 during the storage and maintenance of the helicopter

Part Numbers, relative quantities and dimensions are listed in the following table:

Leonardo P/N	Manufacturer P/N	Description	Dimensions (mm)	Quantity
3G7160G00231	30016151	IBF COVER KIT AW139	N.A.	1
3G7160G00351	30013784	BAG	1030x300x30	1
3G7160G00451	30012490	IBF cover RH	950x1020	1
3G7160G00551	30009403	IBF cover LH	950x1020	1

Table 2: P/N and dimensions

	<p>IBF COVER KIT AW139</p> <p>P/N 3G7160G00231</p> <p>OPERATION AND MAINTENANCE MANUAL</p>	<p>MAN. P/N: 10006547 REVISION: A REVISION DATE: 21/09/2021</p>
--	---	--

To uniquely identify the IBF COVER KIT on the strip “REMOVE BEFORE FLIGHT” is applied by sewing the ID label.

The ID label contained the following information:

- Manufacturer
- Leonardo P/N
- Manufacturer P/N
- Description
- MFG DATE
- Weight



Figure 1: Identification label on Bag



Figure 2: Identification label on IBF Cover RH

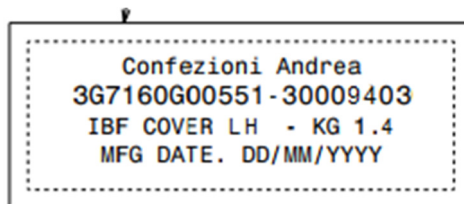


Figure 3: Identification label on IBF Cover LH

2.1. Kit composition



Figure 4: BAG P/N 3G7160G00351

	<p>IBF COVER KIT AW139</p> <p>P/N 3G7160G00231</p> <p>OPERATION AND MAINTENANCE MANUAL</p>	<p>MAN. P/N: 10006547</p> <p>REVISION: A</p> <p>REVISION DATE: 21/09/2021</p>
--	---	--




Figure 5: IBF cover RH P/N 3G7160G00451



Figure 6: IBF cover LH P/N 3G7160G00551

 <p>CONFEZIONI ANDREA CONFEZIONI ANDREA ITALIA S.p.A. VIA TAVOL, 8 - 00184 LAMPEDUSA (CA) ITALY</p>	<p>IBF COVER KIT AW139</p> <p>P/N 3G7160G00231</p> <p>OPERATION AND MAINTENANCE MANUAL</p>	<p>MAN. P/N: 10006547 REVISION: A REVISION DATE: 21/09/2021</p>
---	---	--

3. WARNINGS AND LIMITATIONS

	<p style="text-align: center;">CAUTION</p> <ul style="list-style-type: none"> - The covers have to be applied during NON – use of the helicopters - The covers have to be applied when the engine is cold - Remove cover before flight
---	--

4. INSTRUCTION FOR USE

4.2. Before use IBF COVERS:


- Remove the covers from the bag
- Check the integrity of the covers
- Select the right side of protection, checking the printing and label on each part
- Refer to the helicopter manual for the activity instruction


4.3. After use IBF COVERS:


- Check the integrity of the covers
- Clean parts if necessary (ref. para 5)
- Put the cover into the bag

5. MAINTENANCE AND CLEANING

To clean the IBF COVERS from sand, dust, oil or grease has to be used a cloth with neutral cleaner. (example: Marseille soap)

	<p style="text-align: center;">CAUTION</p> <p style="text-align: center;">Please do not use solvents and/or cleaning products containing alcohol because it could damage the surface coating.</p>
---	--

	<p style="text-align: center;">CAUTION</p> <p style="text-align: center;">In case of any doubt for cleaning the covers please contact company Confezioni Andrea Italia Srl Office.</p>
---	---

	<p style="text-align: center;">CAUTION</p> <p style="text-align: center;">In case of tear and/or structural damage or damage from wear of covers do not use covers</p>
---	---

	<p>IBF COVER KIT AW139</p> <p>P/N 3G7160G00231</p> <p>OPERATION AND MAINTENANCE MANUAL</p>	<p>MAN. P/N: 10006547 REVISION: A REVISION DATE: 21/09/2021</p>
--	---	--

6. CALIBRATION

Not Applicable

7. SHELF COMPONENTS

Not Applicable

8. SPARE PART LIST

Leonardo P/N	Manufacturer P/N	Description
3G7160G00351	30013784	BAG
3G7160G00451	30012490	IBF cover RH
3G7160G00551	30009403	IBF cover LH

Table 3: Spare parts