

















TYRE ROTATION RECORDS

YEAR				
LOCATION				
RACK	QUARTER	NAME	SIGNATURE	DATE
I-1	1	DANIAL		4 / 3 / 2022
	2	DANIAL		4 / 4 / 2022
	3			/ /
	4			/ /
I-2	1	DANIAL		4 / 3 / 2022
	2	DANIAL		4 / 4 / 2022
	3			/ /
	4			/ /
I-3	1	DANIAL		4 / 3 / 2022
	2	DANIAL		4 / 4 / 2022
	3			/ /
	4			/ /
I-4	1	DANIAL		4 / 3 / 2022
	2	DANIAL		4 / 4 / 2022
	3			/ /
	4			/ /
I-5	1	DANIAL		4 / 3 / 2022
	2	DANIAL		4 / 4 / 2022
	3			/ /
	4			/ /
I-6	1	DANIAL		4 / 3 / 2022
	2	DANIAL		4 / 4 / 2022
	3			/ /
	4			/ /
I-7	1	DANIAL		4 / 3 / 2022
	2	DANIAL		4 / 4 / 2022
	3			/ /
	4			/ /
I-8	1	DANIAL		4 / 3 / 2022
	2	DANIAL		4 / 4 / 2022
	3			/ /
	4			/ /

QUARTER	MONTH
1	January - March
2	April - June
3	July - September
4	October - December

Table 1: Quarter of The Year

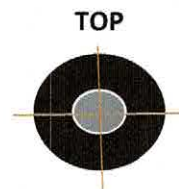


Figure 1: Tyre Rotation Position

STANDARD ORIENTATIONS REMARKS

TYRE WILL BE LABEL INTO **FOUR QUARTER** THAT INDICATES EACH QUARTER OF THE YEAR. (REFER **TABLE 1**). THE TYRE THEN WILL BE ROTATE TO **TOP SECTION** (REFER **FIGURE 1**) ACCORDING TO THE QUARTER OF THE YEAR. (EXAMPLE: IF IT IS THE FIRST QUARTER OF THE YEAR, THEN NUMBER 1 WILL BE POSITION ON THE TOP).