




Doc. Ref. No	GAM221/EO
Rev. Date	10/09/2024
Rev. No	0

**LEONARDO S.p.A AW139
ENGINEERING ORDER**

FABRICATION OF SPECIAL TOOLS

Approval Signature

Prepared by	Verified by	Approved by
 MUHAMMAD RAFIQ KAMARUDDIN Design Engineer 10/09/2024	 CHE WAN MUHAMMAD LUQMAN Design Engineer 10/09/2024	 Ir. NIZAM NAZAR Head of Design Organisation 10/09/2024

Doc. Ref. No	GAM221/EO
Rev. Date	10/09/2024
Rev. No	0

TABLE OF CONTENTS

<u>Description</u>	<u>Page</u>
RECORD OF REVISIONS	3
1. PLANNING INFORMATION	4
A. EFFECTIVITY	4
B. CLASSIFICATION	4
C. REASON	4
D. DESCRIPTION	4
E. COMPLIANCE	4
F. APPROVAL	4
G. MANPOWER	4
H. SPECIAL TOOLING.....	4
I. WEIGHT AND BALANCE	4
J. ELECTRICAL LOAD DATA	5
K. REFERENCES.....	5
L. PUBLICATIONS AFFECTED	5
M. SOFTWARE ACCOMPLISHMENT SUMMARY	5
2. ACCOMPLISHMENT INSTRUCTIONS	6
A. PREPARATION	6
B. ACCOMPLISHMENT	6
<i>B.1. Mechanical Installation.....</i>	<i>6</i>
<i>B.2. Electrical Installation.....</i>	<i>6</i>
<i>B.3. Ground Check.....</i>	<i>7</i>
<i>B.4. System Check.....</i>	<i>7</i>
<i>B.5. Final Installation Instruction</i>	<i>7</i>
C. OPERATING AND MAINTENANCE INSTRUCTIONS	7
<i>C.1. Operating Instructions</i>	<i>7</i>
<i>C.2. Maintenance Instructions</i>	<i>7</i>
3. MATERIAL INFORMATION	7
A. NEW / RETAINED PARTS	7
B. REPLACEMENT PARTS.....	7
C. RE-IDENTIFIED PARTS.....	7

This document is the property of GALAXY AEROSPACE (M) SDN. BHD. (1040262-D), no part of it shall be reproduced or transmitted to third parties without the express prior written authorization of GALAXY AEROSPACE (M) SDN. BHD. nor shall its contents be disclosed.

ENGINEERING ORDER

Doc. Ref. No	GAM221/EO
Rev. Date	10/09/2024
Rev. No	0

RECORD OF REVISIONS

Rev.	Affected Page(s)	Date	Descriptions of Revision	Prepared by	Verified by	Approved by
0	All	10/09/2024	Initial Issue	MRK	CWML	INN

This document is the property of GALAXY AEROSPACE (M) SDN. BHD. (1040262-D), no part of it shall be reproduced or transmitted to third parties without the express prior written authorization of GALAXY AEROSPACE (M) SDN. BHD. nor shall its contents be disclosed.

Doc. Ref. No	GAM221/EO
Rev. Date	10/09/2024
Rev. No	0

TITLE: FABRICATION OF SPECIAL TOOLS

1. PLANNING INFORMATION

A. Effectivity

The fabrication of the special tools is applicable to all LEONARDO S.p.A AW139 type aircraft undergoing MRO services contracted to Galaxy Aerospace (M) Sdn. Bhd.

B. Classification

Not applicable.

C. Reason

This instruction is developed as part of fabrication procedures for AW139 Special Tools.

D. Description

This Engineering Order details the fabrication procedure of special tools.

E. Compliance

Not applicable.

F. Approval

Not applicable.

G. Manpower

At fabricator's initiative.

H. Special Tooling

At fabricator's initiative.

I. Weight and Balance

Not applicable.

ENGINEERING ORDER

Doc. Ref. No	GAM221/EO
Rev. Date	10/09/2024
Rev. No	0

J. Electrical Load Data

Not applicable.

K. References

The following documents were used as reference for this Engineering Order.

1. Metallics Materials Properties Development Standardizations (MMPDS).
2. Types Certificate Data Sheet (TCDS) AW139 – General.
3. AW139 Interactive Electronic Technical Publication.

L. Publications Affected

Not Applicable

M. Software Accomplishment Summary

Not Applicable

Doc. Ref. No	GAM221/EO
Rev. Date	10/09/2024
Rev. No	0

2. ACCOMPLISHMENT INSTRUCTIONS

A. Preparation

Not Applicable

B. Accomplishment

B.1. Mechanical Installation

B.1.1. Fabrication of Special Tools.

1. Fabricate Special Tools as per Table 1 below.

NO	DESCRIPTION	DRAWING NUMBER	EQUIVALENT OEM PART NUMBER
1	BLANK KIT MGB	ED084001	3G6305G08731
2	MAIN ROTOR BLADE RETENTION BOLT(AW139)	ED098001	3G6205G00331
3	T/R DAMPER HUB SIDE	ED130001	3G6005G01631
4	M/R BLADE TRIM TAB BENDING	ED139001	3G6205G03532
5	JACK SCREW	ED221002	3G6005G00431
6	GUIDE TUBE	ED221006	PW42200E
7	BOOSTER PUMP CARTRIDGE REMOVAL TOOL	ED221040	3G2805G00131

Table 1: Special Tools

B.1.2. Fabrication of Special Tools.

Load Test is not required for this fabrication.

B.2. Electrical Installation

Not applicable.

Doc. Ref. No	GAM221/EO
Rev. Date	10/09/2024
Rev. No	0

B.3. Ground Check

1. Perform General Visual Inspection (GVI) on all fabricated items. No defects are allowed.

B.4. System Check

Not applicable.

B.5. Final Installation Instruction

Not applicable.

C. Operating and Maintenance Instructions

C.1. Operating Instructions

Not applicable.

C.2. Maintenance Instructions

Not applicable.

3. MATERIAL INFORMATION

A. New / Retained Parts

Refer individual's drawings for required materials as per Table 1.

B. Replacement Parts

Not applicable.

C. Re-identified Parts

Not applicable.