Hak Cipta Terpelihara. Tidak dibenarkan mengeluar, menyebar atau menggunakan sebahagian atau seluruh kandungan dokumen ini tanpa izin bertulis daripada pemilik hak cipta. Pengguna dokumen ini adalah tertakluk kepada syarat-syarat kegunaan seperti di dalam perjanjian sahaja. Sebarang pengeluaran semula dokumen ini adalah dilarang sama sekali tanpa izin bertulis dari ZAMRIZ ARKITEK.

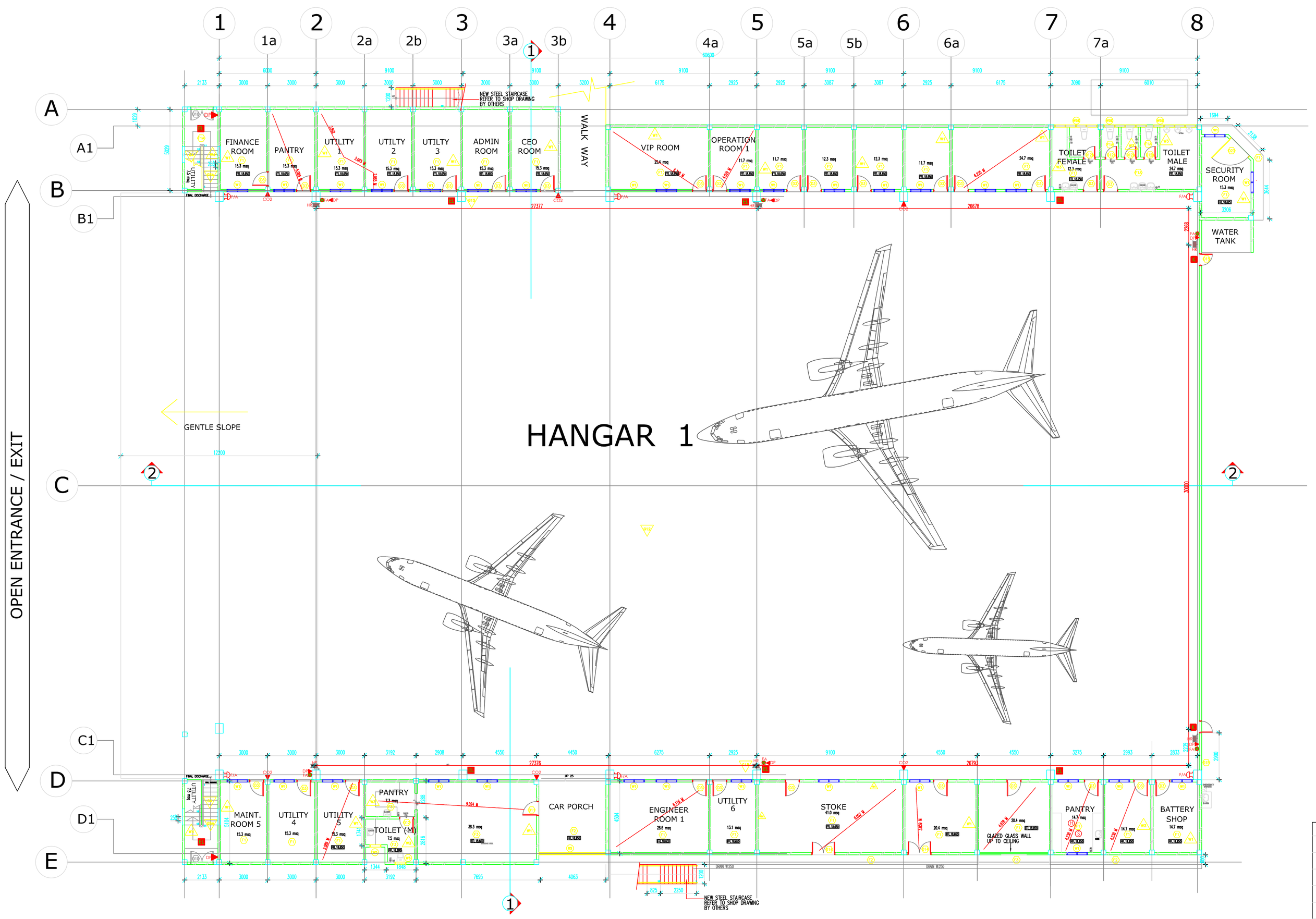

GROUND FLOOR PLAN

SCALE 1 : 100

BOMBA LEGEND:

- S – SMOKE DETECTOR
- D – HEAT DETECTOR
- BELL – ALARM BELL
- EL – EMERGENCY LIGHT
- F/A – FIRE ALARM & CALL POINT
- CO2 – 5 KG. CARBON DIOXIDE PORTABLE FIRE EXTINGUISHER
- DP – DRY POWDER FIRE EXINGUISHER
- FA – BREAK FIRE ALARM
- SP – SPRINKLER
- EX – EXIT SIGN
- FH – FIRE HYDRANT
- HR – 25#mm HOSE LINE x 30M LENGTH

GENERAL SPECIFICATION

W1	100MM THK. BRICKWALL WITH 800MM HIGH. PLASTER / PAINT FINISHES ON BOTHSIDES
W1A	100MM THK. BRICKWALL WITH 1800MM HIGH. PLASTER / PAINT FINISHES ON BOTHSIDES
W1B	100MM THK. BRICKWALL WITH 1000MM HIGH. PLASTER / PAINT FINISHES ON BOTHSIDES
W2	RC. COLUMN /STIFFTENERS TO ENGR'S DETAIL
W3	WATER TANK TO M+E ENGR'S SPECS ON RC PLINTH SUPPORT TO ENGR'S DETAIL
W4	900MM HIGH MS. RAILING TO DETAIL
W4A	1200MM HIGH MS. RAILING TO DETAIL
W5	RC STAIRCASE TO ENGR'S DETAIL R = 150 MM T = 250MM
W5A	200 X 200 MM HOMOC'S TILES STAIRCASE TO ENGR'S DETAIL R = 150 MM T = 220MM
W6	OUTLET–TO ARCH'S APPROVAL
W7	175 WIDTH GJ GUTTER TO SPECS
W8	150 ø UPVC RWDP PIPE
W9	1000x1000x300 R.C FOOTING 1000 DEEP TO ENGR'S DETAIL.
W10	1524 X 1524 X 457 R.C FOOTING 1524 DEEP TO ENGR'S DETAIL.
W11	480 x 480 R.C FOOTING 1524 DEEP TO ENGR'S DETAIL.
W12	CONCRETE ROOFING TILES WITH MM. TRUSSES SUPPORT WITH INSULATION AND SEALATION TO SPECS. TO ENGR'S DETAIL
W13	500 THK. R.C FLOOR SUPPORTED BY 450X450 R.C COLUMN AT 6100 X 6100 C/C DETAIL
W14	COLOR BOND METAL DECK ROOFING ON STEEL TRUSS TO ENGINEER'S DETAIL
W15	COLOR BOND METAL DECK ROOFING ON 125 X 50 H.W ROOF TRUSS FIXED DOWN TO METAL BRACKET AT 1000 C/C
W16	I STEEL TRUSSES TO ENGR'S DETAIL
W17	R.C. FLOOR SLAB & BEAM TO ENGR'S DETAIL

DOOR SCHEDULE

D1	900 X 2200	METAL FRAME PLYWOOD FLUSH DOOR TO MANUF'S DETAIL. (S/LEAFS)
D2	850 X 2200	METAL FLUSH DOOR TO MANUF'S DETAIL. (S/LEAFS)
D2A	1700 X 2200	METAL FLUSH DOOR TO MANUF'S DETAIL. (D/LEAFS)
D2B	1700 X 2200	METAL SLIDING DOOR TO MANUF'S DETAIL.
D3	850 X 2100	METAL FRAME PLYWOOD FLUSH DOOR TO MANUF'S DETAIL. (S/LEAFS)
D4	850 X 2200	ALUM FRAME GLASS DECORATIVE DOOR TO MANUF'S DETAIL. (S/LEAFS)
D5	850 X 2200	METAL FRAME DECORATIVE DOOR TO MANUF'S DETAIL. (S/LEAFS)
D6	850 X 2100	METAL FRAME PLYWOOD FLUSH DOOR TO MANUF'S DETAIL. (S/LEAFS)
D6	850 X 2100	METAL FRAME PLYWOOD FLUSH DOOR TO MANUF'S DETAIL. (S/LEAFS)
D7	1200 X 2200	ALUM FRAME GLASS FLUSH WITH 160MM FIXED TO MANUF'S DETAIL. (S/LEAFS)
D8	850 X 2200	METAL FRAME PLYWOOD FLUSH DOOR WITH VIEW PANEL TO MANUF'S DETAIL. (S/LEAFS)
D9	1550 X 2200	ALUM FRAME GLASS DOOR TO MANUF'S DETAIL. (D/LEAFS)
D10	1600 X 1600	METAL FLUSH DOOR TO MANUF'S DETAIL. (D/LEAFS)
D11	1200 X 2100	METAL FRAME DECORATIVE DOOR TO MANUF'S DETAIL. (S/LEAFS)
D12	1200 X 2200	METAL FRAME DECORATIVE DOOR TO MANUF'S DETAIL. (S/LEAFS)
D12	700 X 2100	METAL FRAME DECORATIVE DOOR TO MANUF'S DETAIL. (S/LEAFS)
D12A	700 X 2100	METAL FRAME PLYWOOD FLUSH DOOR TO MANUF'S DETAIL. (S/LEAFS)
D12	700 X 2100	METAL FRAME PLASTIC FLUSH DOOR TO MANUF'S DETAIL. (S/LEAFS)
D12B	700 X 2100	METAL FRAME PLYWOOD FLUSH DOOR TO MANUF'S DETAIL. (S/LEAFS)
D13	900 X 2100	ALUM FRAME GLASS DOOR TO MANUF'S DETAIL. (S/LEAFS)
D14	1280 X 2100	METAL FLUSH DOOR TO MANUF'S DETAIL. (D/LEAFS)
D15	850 X 2700	METAL FLUSH DOOR TO MANUF'S DETAIL. (S/LEAFS)
D16	1600 X 2200	ALUM FRAME GLASS DOOR TO MANUF'S DETAIL. (S/LEAFS)
D17	1500 X 2100	METAL FRAME PLYWOOD FLUSH WITH 600MM FIXED DOOR TO MANUF'S DETAIL. (S/LEAFS)
D18	1200 X 2100	METAL FLUSH DOOR TO MANUF'S DETAIL. (D/LEAFS)
D19	2100 X 2200	METAL SLIDING DOOR TO MANUF'S DETAIL.
D20	850 X 2100	METAL FRAME PLYWOOD FLUSH DOOR TO MANUF'S DETAIL. (S/LEAFS)
D21	800 X 1200	METAL FLUSH DOOR TO MANUF'S DETAIL. (S/LEAFS)
D22	850 X 2200	METAL FRAME PLYWOOD FLUSH DOOR TO MANUF'S DETAIL. (S/LEAFS)
D23	1100 X 2100	ALUM FRAME GLASS DOOR TO MANUF'S DETAIL. (S/LEAFS)
D24	1200 X 2200	METAL FRAME PLYWOOD FLUSH DOOR TO MANUF'S DETAIL. (D/LEAFS)
D25	1600 X 2100	METAL FLUSH WITH 600MM FIX DOOR TO MANUF'S DETAIL. (S/LEAFS)
D26	1480 X 2500	METAL GRIL FLUSH DOOR TO MANUF'S DETAIL. (S/LEAFS)
D27	1480 X 2200	ALUM FRAME GLASS WITH 600MM FIXED DOOR TO MANUF'S DETAIL. (S/LEAFS)
D28	650 X 600	METAL GRIL FLUSH DOOR TO MANUF'S DETAIL. (S/LEAFS)
FD1	1000 X 2200	1 HOURS FIRE RATED DOOR LEAF WITH METAL DOOR JAMB TO MANUF'S DETAIL.

WINDOW SCHEDULE

W1	1200 X 1200	NATURAL ANODISE ALUMIN FRAME SLIDING WINDOW TO MANUF'S DETAIL
W2	1160 X 1160	NATURAL ANODISE ALUMIN FRAME HUNG WINDOW WITH FIXED GLASS PANEL TO MANUF'S DETAIL
W3	1200 X 1200	NATURAL ANODISE ALUMIN FRAME WITH GLASS LOUVRES TO MANUF'S DETAIL
W4	900 X 1200	NATURAL ANODISE ALUMIN FRAME WITH GLASS LOUVRES TO MANUF'S DETAIL
W5	600 X 600	NATURAL ANODISE ALUMIN FRAME WITH GLASS LOUVRES TO MANUF'S DETAIL
W5B	1800 X 600	NATURAL ANODISE ALUMIN FRAME WITH GLASS LOUVRES TO MANUF'S DETAIL
W5C	3000 X 600	NATURAL ANODISE ALUMIN FRAME WITH GLASS LOUVRES TO MANUF'S DETAIL
W5D	1200 X 600	NATURAL ANODISE ALUMIN FRAME WITH GLASS LOUVRES TO MANUF'S DETAIL
W6	600 X 600	NATURAL ANODISE ALUMIN FRAME FIXED GLASS PANEL TO MANUF'S DETAIL
W7	1600 X 2000	ALUM FRAME CASEMENT FIXED WINDOW TO MANUF'S DETAIL
W8	2400 X 1800	NATURAL ANODISE ALUMIN FRAME GLASS LOUVRES WITH FIXED GLASS ABOVE TO MANUF'S DETAIL
W8B	3000 X 1800	NATURAL ANODISE ALUMIN FRAME GLASS LOUVRES WITH FIXED GLASS ABOVE TO MANUF'S DETAIL
W9	400 X 400	NATURAL ANODISE ALUMIN FRAME GLASS LOUVRES TO MANUF'S DETAIL
W10	1200 X 1450	NATURAL ANODISE ALUMIN FRAME GLASS LOUVRES TO MANUF'S DETAIL
W11	1800 X 1200	NATURAL ANODISE ALUMIN FRAME SLIDING WINDOW WITH GLASS LOUVERS TO MANUF'S DETAIL
G1	1180 X 1180mm	ALUMINIUM FRAME FIXED GLASS WITH 900mm HIGH TO MANUF'S DETAIL.
G2	1250 X 1250mm	ALUMINIUM FRAME FIXED GLASS WITH 900mm HIGH TO MANUF'S DETAIL.
RS		ROLLERSHUTER TO MANUF'S DETAIL

FLOOR FINISHES

F1	300 X 300 mm HOMOGENEOUS TILES
F1A	200 X 200 mm HOMOGENEOUS TILES
F2	100 THK. CONCRETE FLOOR WITH 100 THK HARDCORE
F3	300 X 300 mm CERAMIC TILES
F4	PREMIX DRIVEWAY
F5	150 THK CONCRETE PAVEMENT WITH B.R.C 8 ON EXISTING CONCRETE TO ENG'S DETAIL

WALL FINISHES

W1	100MM THK. BRICKWALL WITH 19MM THK. PLASTER / PAINT FINISHES ON BOTHSIDES
W2	GYPSUM BOARD WITH 40KG/m3 INSULATION DRY WALL AND PAINTED WITH INTERNAL QUALITY EMULSION PAINT
W3	110 MM THK. BRICKWALL WITH 20MM THK. CEMT. PLASTER ON EXTERNALY AND WALL TILES UP TO CEILING LEVEL
W4	230MM THK. CLAY BRICKWALL WITH 19MM THK. PLASTER/ PAINT ON BOTHSIDES TO BUILD-UP 230MM HIGH ABOVE ROOF LEVEL FOR PARTYWALL

CEILING FINISHES

C1	ASBESTOS–FREE CEILING TO DETAIL

CATATAN

BIL	TARIKH	PINDAAN	DILUKIS

TAJUK CADANGAN :

CADANGAN MEMBINA DUA(2) BUAH HANGAR BESERTA PEJABAT DUA(2) TINGKAT, SATU(1) UNIT BANGUNAN TERDIRI : RUANG TEMPAT LETAK KERETA DI BAHAGIAN BESMENT, RUANG HANGAR DI TINGKAT BAWAH, PEJABAT EMPAT(4) TINGKAT, SATU(1) UNIT TEMPAT LETAK MOTOSIKAL BERBUMBUNG BESERTA STOR DAN SATU(1) UNIT PONDOK PENGAWAL DIATAS LOT 1210, JALAN PUNGOK, SEKSYEN U3, 40150 SHAH ALAM, SELANGOR DARUL EHSAN.
UNTUK TETUAN
DNEST AVIATION SERVICES SDN.BHD

TANDATANGAN PEMILIK TANAH

MALAYSIA AIRPORTS HOLDINGS BERHAD
Malaysia Airports Corporate Office, Pentaran Korporat KLIA, 64000, Kuala Lumpur International Airport, Sepang Selangor Darul Ehsan, Malaysia

TANDATANGAN PEMILIK BANGUNAN

DNEST AVIATION SERVICES SDN.BHD
NO. CARGO COMPLEX,
SAAS, SUBANG AIRPORT,
47200 SUBANG,
SELANGOR DARUL EHSAN,
MALAYSIA.

CAPT. ERNEST XUNASINGH KOLIPULLA
I.C. No: 530214-10-6009
KETUA PENGARAH EXECUTIVE
DNEST AVIATION SERVICES SDN.BHD

PERUNDING ARKITEK

Hanya dibenarkan bertindak bagi/di dalam perbuatan/hal/urusan/maksud sahaja. Sebarang/apa kemandirian, tindakan/undang-undang Kerja Bangunan Bertentang/ Tidak dibenarkan/ tanpa kebenaran/ kelulusan/ pengetahuan pemilik dengan/ dengan/ oleh/ pihak/ ...

ARKITEKZAMRIZ
NO. 2, JALAN PUTRA 1/2A,
BANDAR PUTRA PERMAI,
43300 SEREMBAN,
NEGERI SEMBILAN.
TEL : 06-7626 3000
FAX : 06-7626 3001

BANGUNAN / UNIT :

HANGAR 1

TAJUK LUKISAN :

GROUND FLOOR PLAN

DIREKABENTUK OLEH	
DILUKIS OLEH	DAMHARI.M/NZ
DISEMAK OLEH	ZAMRY
SKALA	1 : 100
SAIZ KERTAS	A0
TARIKH	FEB. 2018
PINDAAN NO	NO. KEPINGAN

BOMBA SUBMISSION

No. Pelan Lulus :

AZ/ 2011-TMH/ SUB/ BP/ P-2

Hak Cipta Terpelihara. Tidak dibenarkan mengeluar mana-mana bahagian artikan ini dengan cara apa pun sama ada secara elektronik, fotokopi, rekaman atau cara lain sebelum mendapat kebenaran bertulis dari ZAMRIZ ARKITEK

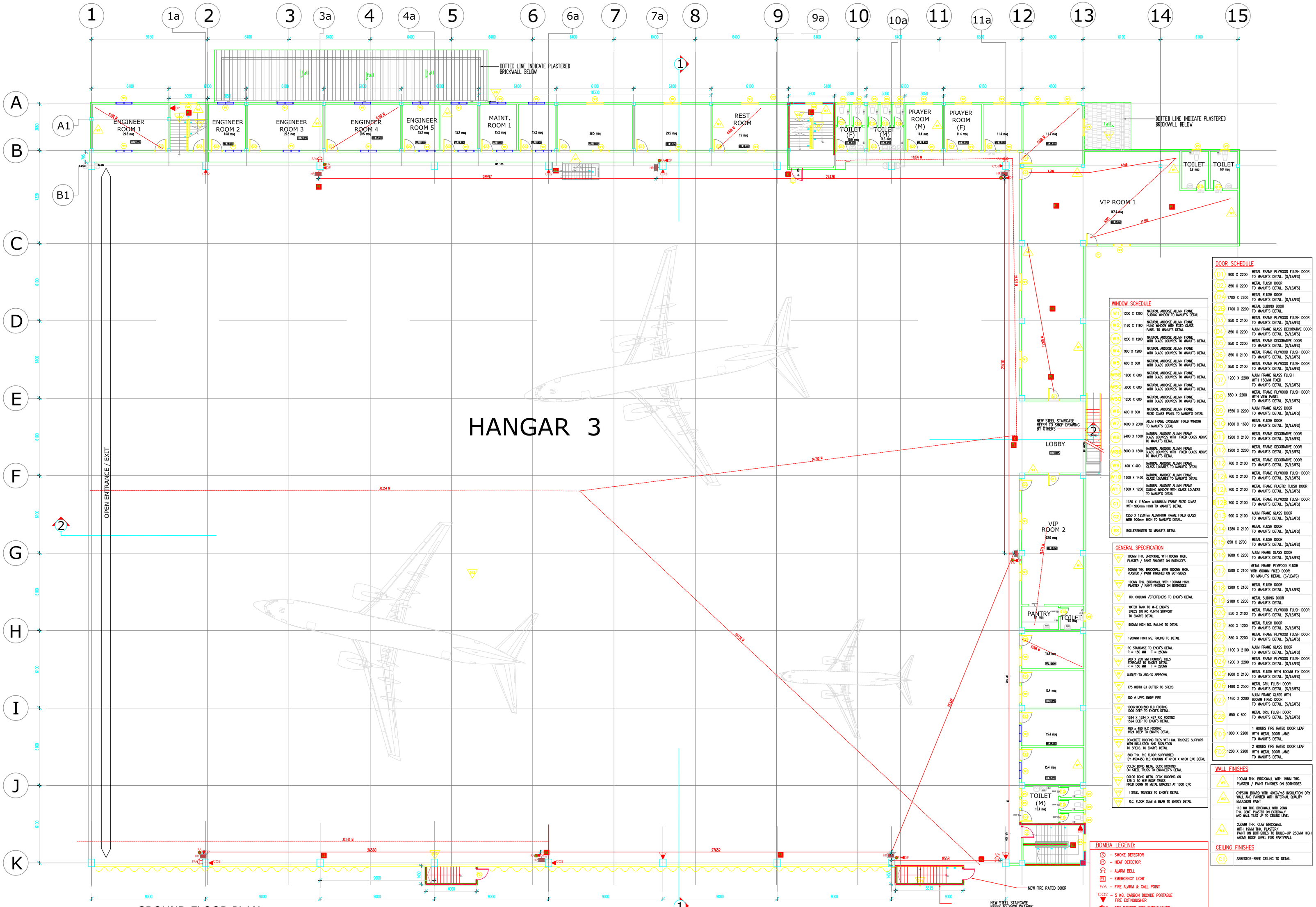

GROUND FLOOR PLAN
SCALE 1 : 100

WINDOW SCHEDULE

W1	1200 X 1200	NATURAL ANODISE ALUMIN FRAME SLIDING WINDOW TO MANUF'S DETAIL
W2	1160 X 1160	NATURAL ANODISE ALUMIN FRAME HUNG WINDOW WITH FIXED GLASS PANEL TO MANUF'S DETAIL
W3	1200 X 1200	NATURAL ANODISE ALUMIN FRAME WITH GLASS LOUVRES TO MANUF'S DETAIL
W4	900 X 1200	NATURAL ANODISE ALUMIN FRAME WITH GLASS LOUVRES TO MANUF'S DETAIL
W5	600 X 600	NATURAL ANODISE ALUMIN FRAME WITH GLASS LOUVRES TO MANUF'S DETAIL
W5B	1800 X 600	NATURAL ANODISE ALUMIN FRAME WITH GLASS LOUVRES TO MANUF'S DETAIL
W5C	3000 X 600	NATURAL ANODISE ALUMIN FRAME WITH GLASS LOUVRES TO MANUF'S DETAIL
W5D	1200 X 600	NATURAL ANODISE ALUMIN FRAME WITH GLASS LOUVRES TO MANUF'S DETAIL
W6	600 X 600	NATURAL ANODISE ALUMIN FRAME FIXED GLASS PANEL TO MANUF'S DETAIL
W7	1600 X 2000	ALUM FRAME CASEMENT FIXED WINDOW TO MANUF'S DETAIL
W8	2400 X 1800	NATURAL ANODISE ALUMIN FRAME GLASS LOUVRES WITH FIXED GLASS ABOVE TO MANUF'S DETAIL
W8B	3000 X 1800	NATURAL ANODISE ALUMIN FRAME GLASS LOUVRES WITH FIXED GLASS ABOVE TO MANUF'S DETAIL
W9	400 X 400	NATURAL ANODISE ALUMIN FRAME GLASS LOUVRES TO MANUF'S DETAIL
W10	1200 X 1450	NATURAL ANODISE ALUMIN FRAME GLASS LOUVRES TO MANUF'S DETAIL
W11	1800 X 1200	NATURAL ANODISE ALUMIN FRAME SLIDING WINDOW WITH GLASS LOUVERS TO MANUF'S DETAIL
W1	1180 X 1180mm ALUMINIUM FRAME FIXED GLASS WITH 900mm HIGH TO MANUF'S DETAIL.	
W2	1250 X 1250mm ALUMINIUM FRAME FIXED GLASS WITH 900mm HIGH TO MANUF'S DETAIL.	
RS	ROLLERSHUTER TO MANUF'S DETAIL	

DOOR SCHEDULE

D1	900 X 2200	METAL FRAME PLYWOOD FLUSH DOOR TO MANUF'S DETAIL. (S/LEAF'S)
D2	850 X 2200	METAL FLUSH DOOR TO MANUF'S DETAIL. (S/LEAF'S)
D2A	1700 X 2200	METAL FLUSH DOOR TO MANUF'S DETAIL. (D/LEAF'S)
D2B	1700 X 2200	METAL SLIDING DOOR TO MANUF'S DETAIL.
D3	850 X 2100	METAL FRAME PLYWOOD FLUSH DOOR TO MANUF'S DETAIL. (S/LEAF'S)
D4	850 X 2200	ALUM FRAME GLASS DECORATIVE DOOR TO MANUF'S DETAIL. (S/LEAF'S)
D5	850 X 2200	METAL FRAME DECORATIVE DOOR TO MANUF'S DETAIL. (S/LEAF'S)
D6	850 X 2100	METAL FRAME PLYWOOD FLUSH DOOR TO MANUF'S DETAIL. (S/LEAF'S)
D6	850 X 2100	METAL FRAME PLYWOOD FLUSH DOOR TO MANUF'S DETAIL. (S/LEAF'S)
D7	1200 X 2200	ALUM FRAME GLASS FLUSH WITH 150MM FIXED TO MANUF'S DETAIL. (S/LEAF'S)
D8	850 X 2200	METAL FRAME PLYWOOD FLUSH DOOR WITH VIEW PANEL TO MANUF'S DETAIL. (S/LEAF'S)
D9	1550 X 2200	ALUM FRAME GLASS DOOR TO MANUF'S DETAIL. (D/LEAF'S)
D10	1600 X 1600	METAL FLUSH DOOR TO MANUF'S DETAIL. (D/LEAF'S)
D11	1200 X 2100	METAL FRAME DECORATIVE DOOR TO MANUF'S DETAIL. (S/LEAF'S)
D12	1200 X 2200	METAL FRAME DECORATIVE DOOR TO MANUF'S DETAIL. (S/LEAF'S)
D12	700 X 2100	METAL FRAME DECORATIVE DOOR TO MANUF'S DETAIL. (S/LEAF'S)
D12	700 X 2100	METAL FRAME PLYWOOD FLUSH DOOR TO MANUF'S DETAIL. (S/LEAF'S)
D12	700 X 2100	METAL FRAME PLASTIC FLUSH DOOR TO MANUF'S DETAIL. (S/LEAF'S)
D12	700 X 2100	METAL FRAME PLYWOOD FLUSH DOOR TO MANUF'S DETAIL. (S/LEAF'S)
D13	900 X 2100	ALUM FRAME GLASS DOOR TO MANUF'S DETAIL. (S/LEAF'S)
D14	1280 X 2100	METAL FLUSH DOOR TO MANUF'S DETAIL. (D/LEAF'S)
D15	850 X 2700	METAL FLUSH DOOR TO MANUF'S DETAIL. (S/LEAF'S)
D16	1600 X 2200	ALUM FRAME GLASS DOOR TO MANUF'S DETAIL. (S/LEAF'S)
D17	1500 X 2100	METAL FRAME PLYWOOD FLUSH WITH 600MM FIXED DOOR TO MANUF'S DETAIL. (S/LEAF'S)
D18	1200 X 2100	METAL FLUSH DOOR TO MANUF'S DETAIL. (D/LEAF'S)
D19	2100 X 2200	METAL SLIDING DOOR TO MANUF'S DETAIL.
D20	850 X 2100	METAL FRAME PLYWOOD FLUSH DOOR TO MANUF'S DETAIL. (S/LEAF'S)
D21	800 X 1200	METAL FLUSH DOOR TO MANUF'S DETAIL. (S/LEAF'S)
D22	850 X 2200	METAL FRAME PLYWOOD FLUSH DOOR TO MANUF'S DETAIL. (S/LEAF'S)
D23	1100 X 2100	ALUM FRAME GLASS DOOR TO MANUF'S DETAIL. (S/LEAF'S)
D24	1200 X 2200	METAL FRAME PLYWOOD FLUSH DOOR TO MANUF'S DETAIL. (D/LEAF'S)
D25	1600 X 2100	METAL FLUSH WITH 600MM FIX DOOR TO MANUF'S DETAIL. (S/LEAF'S)
D26	1480 X 2500	METAL GRIL FLUSH DOOR TO MANUF'S DETAIL. (S/LEAF'S)
D27	1480 X 2200	ALUM FRAME GLASS WITH 600MM FIXED DOOR TO MANUF'S DETAIL. (S/LEAF'S)
D28	650 X 600	METAL GRIL FLUSH DOOR TO MANUF'S DETAIL. (S/LEAF'S)
FD	1000 X 2200	1 HOURS FIRE RATED DOOR LEAF WITH METAL DOOR JAMB TO MANUF'S DETAIL.
FD	1200 X 2200	2 HOURS FIRE RATED DOOR LEAF WITH METAL DOOR JAMB TO MANUF'S DETAIL.

GENERAL SPECIFICATION

GS1	100MM THK. BRICKWALL WITH 800MM HIGH. PLASTER / PAINT FINISHES ON BOTHSIDES
GS2	100MM THK. BRICKWALL WITH 1800MM HIGH. PLASTER / PAINT FINISHES ON BOTHSIDES
GS3	100MM THK. BRICKWALL WITH 1000MM HIGH. PLASTER / PAINT FINISHES ON BOTHSIDES
GS4	RC. COLUMN /STEPTENERS TO ENGR'S DETAIL
GS5	WATER TANK TO M+E ENGR'S SPECS ON RC PLINTH SUPPORT TO ENGR'S DETAIL
GS6	900MM HIGH MS. RAILING TO DETAIL
GS7	1200MM HIGH MS. RAILING TO DETAIL
GS8	RC STAIRCASE TO ENGR'S DETAIL R = 150 MM T = 250MM
GS9	200 X 200 MM HOMOG'S TILES STAIRCASE TO ENGR'S DETAIL R = 150 MM T = 220MM
GS10	OUTLET-TO ARCH'S APPROVAL
GS11	175 WIDTH GJ GUTTER TO SPECS
GS12	150 ø UPVC RWDP PIPE
GS13	1000x1000x300 R.C FOOTING 1000 DEEP TO ENGR'S DETAIL.
GS14	1524 X 1524 X 457 R.C FOOTING 1524 DEEP TO ENGR'S DETAIL.
GS15	480 x 480 R.C FOOTING 1524 DEEP TO ENGR'S DETAIL.
GS16	CONCRETE ROOFING TILES WITH HW. TRUSSES SUPPORT WITH INSULATION AND SEALATION TO SPECS. TO ENGR'S DETAIL
GS17	500 THK. R.C FLOOR SUPPORTED BY 450X450 R.C COLUMN AT 6100 X 6100 C/C DETAIL
GS18	COLOR BOND METAL DECK ROOFING ON STEEL TRUSS TO ENGINEER'S DETAIL
GS19	COLOR BOND METAL DECK ROOFING ON 125 X 50 H.W ROOF TRUSS FIXED DOWN TO METAL BRACKET AT 1000 C/C
GS20	I STEEL TRUSSES TO ENGR'S DETAIL
GS21	R.C. FLOOR SLAB & BEAM TO ENGR'S DETAIL

WALL FINISHES

W1	100MM THK. BRICKWALL WITH 19MM THK. PLASTER / PAINT FINISHES ON BOTHSIDES
W2	GYPSUM BOARD WITH 40KG/m3 INSULATION DRY WALL AND PAINTED WITH INTERNAL QUALITY EMULSION PAINT
W3	110 MM THK. BRICKWALL WITH 20MM THK. CEMT. PLASTER ON EXTERNALY AND WALL TILES UP TO CEILING LEVEL
W4	230MM THK. CLAY BRICKWALL WITH 19MM THK. PLASTER/ PAINT ON BOTHSIDES TO BUILD-UP 230MM HIGH ABOVE ROOF LEVEL FOR PARTYWALL

CEILING FINISHES

C1	ASBESTOS-FREE CEILING TO DETAIL

BOMBA LEGEND:

- S – SMOKE DETECTOR
- D – HEAT DETECTOR
- – ALARM BELL
- EL – EMERGENCY LIGHT
- F/A – FIRE ALARM & CALL POINT
- CO2 – 5 KG. CARBON DIOXIDE PORTABLE FIRE EXTINGUISHER
- DP – DRY POWDER FIRE EXTINGUISHER
- F/A – BREAK FIRE ALARM
- – SPRINKLER
- E – EXIT SIGN
- FH – FIRE HYDRANT
- HR – 25ømm HOSE LINE x 30M LENGTH

CATATAN

BIL	TARIKH	PINDAAN	DILULUS

TAJUK CADANGAN :

CADANGAN MEMBINA DUA(2) BUAH HANGAR BESERTA PEJABAT DUA(2) TINGKAT, SATU(1) UNIT BANGUNAN TERDIRI : RUANG TEMPAT LETAK KERETA DI BAHAGIAN BESMENT, RUANG HANGAR DI TINGKAT BAWAH, PEJABAT EMPAT(4) TINGKAT, SATU(1) UNIT TEMPAT LETAK MOTOSIKAL BERBUMBUNG BESERTA STOR DAN SATU(1) UNIT PONDOK PENGAWAL DIATAS LOT 1210, JALAN PUNGOK, SEKSYEN U3, 40150 SHAH ALAM, SELANGOR DARUL EHSAN.
UNTUK TETUAN
DNEST AVIATION SERVICES SDN.BHD

TANDATANGAN PEMILIK TANAH

MALAYSIA AIRPORTS HOLDINGS BERHAD
Malaysia Airports Corporate Office, Pentadbiran Korporat KLIA, 64000, Kuala Lumpur International Airport, Sepang Selangor Darul Ehsan, Malaysia

TANDATANGAN PEMILIK BANGUNAN

DNEST AVIATION SERVICES SDN.BHD
LOT 1210, JALAN PUNGOK,
SAAS INTERNATIONAL AIRPORT,
40150 SHAH ALAM,
SELANGOR DARUL EHSAN,
MALAYSIA.

CAPT. ERNEST KUNASINGH KOLPILLAI
I/C No. 630214-10-5029
KETUA PEGAWAI EKSEKUTIF
DNEST AVIATION SERVICES SDN.BHD

PERUNDING ARKITEK

Hak cipta terpelihara. Tiada bahagian daripada dokumen ini boleh diterbitkan semula atau disimpan dalam sistem simpanan dan pengambilan semula, atau dihantar dalam bentuk atau dengan apa cara sekalipun, elektronik, mekanikal, fotokopi, rekaman atau lain-lain tanpa kebenaran terlebih dahulu daripada pemilik hak cipta.

ARKITEKZAMRIZ
NO. 2, JALAN PUTERI 2/2, BANDAR PUTERI, 47100 PUCHONG, SELANGOR DARUL EHSAN.
KHIDMAT SEMBILAN
TEL : 03 8064 3000
FAX : 03 8064 3001

BANGUNAN / UNIT :
HANGAR 3

TAJUK LUKISAN :
GROUND FLOOR PLAN

DIREKABENTUK OLEH	
DILUKIS OLEH	DAMHAR.M/NZ
DISEMAK OLEH	ZAMRY
SKALA	1 : 100
SAIZ KERTAS	A0
TARIKH	FEB. 2018
PINDAAN NO	NO. KEPINGAN

BOMBA SUBMISSION

No. Pelan Lulus :
AZ/ 2011-TMH/ SUB/ BP/ P-8

Hak Cipta Terpelihara.Tidak dibenarkan mencetak mana-mana bahagian ilustrasi dalam apa jua bentuk dan dengan apa cara pun termasuk secara elektronik, mencetak, rakaman atau cara lain sebelum mendapat kebenaran bertulis dari ZAMRYZ ARKITEK.

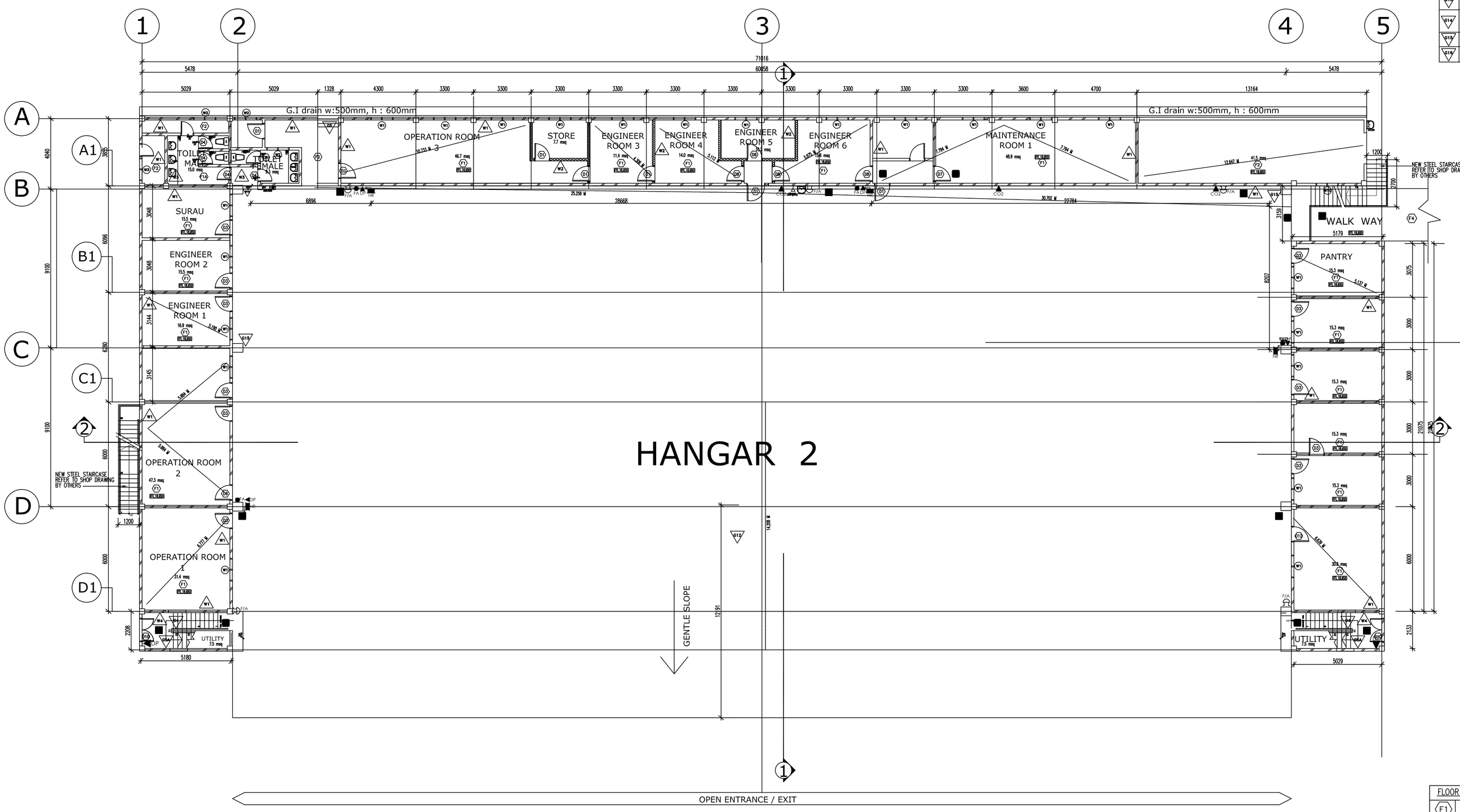

GROUND FLOOR PLAN

SCALE 1 : 100

BOMBA LEGEND:

- S – SMOKE DETECTOR
- H – HEAT DETECTOR
- ALARM BELL
- EL – EMERGENCY LIGHT
- F/A – FIRE ALARM & CALL POINT
- CO2 – 5 KG. CARBON DIOXIDE PORTABLE FIRE EXTINGUISHER
- DP – DRY POWDER FIRE EXTINGUISHER
- F/A – BREAK FIRE ALARM
- SPRINKLER
- E – EXIT SIGN
- H – FIRE HYDRANT
- HR – 25mm HOSE LINE x 30M LENGTH

GENERAL SPECIFICATION

G1	100MM THK. BRICKWALL WITH 800MM HIGH. PLASTER / PAINT FINISHES ON BOTHSIDES
G1A	100MM THK. BRICKWALL WITH 1800MM HIGH. PLASTER / PAINT FINISHES ON BOTHSIDES
G1B	100MM THK. BRICKWALL WITH 1000MM HIGH. PLASTER / PAINT FINISHES ON BOTHSIDES
G2	RC. COLUMN /STIEFFENERS TO ENGR'S DETAIL
G3	WATER TANK. TO M+E ENGR'S SPECS ON RC PLINTH SUPPORT TO ENGR'S DETAIL
G4	900MM HIGH MS. RAILING TO DETAIL
G4A	1200MM HIGH MS. RAILING TO DETAIL
G5	RC STAIRCASE TO ENGR'S DETAIL R = 150 MM T = 250MM
G5A	200 X 200 MM HOMOG'S TILES STAIRCASE TO ENGR'S DETAIL R = 150 MM T = 220MM
G6	OUTLET–TO ARCH'S APPROVAL
G7	175 WIDTH G.I GUTTER TO SPECS
G8	150 ø UPVC RWDP PIPE
G9	1000x1000x300 R.C FOOTING 1000 DEEP TO ENGR'S DETAIL
G10	1524 X 1524 X 457 R.C FOOTING 1524 DEEP TO ENGR'S DETAIL
G10A	480 x 480 R.C FOOTING 1524 DEEP TO ENGR'S DETAIL
G11	CONCRETE ROOFING TILES WITH HW. TRUSSES SUPPORT WITH INSULATION AND SISALATION TO SPECS. TO ENGR'S DETAIL
G12	500 THK. R.C FLOOR SUPPORTED BY 450X450 R.C COLUMN AT 6100 X 6100 C/C DETAIL
G13	COLOR BOND METAL DECK ROOFING ON STEEL TRUSS TO ENGINEER'S DETAIL
G14	COLOR BOND METAL DECK ROOFING ON 125 X 50 ALM ROOF TRUSS FIXED DOWN TO METAL BRACKET AT 1000 C/C
G15	I STEEL TRUSSES TO ENGR'S DETAIL
G16	R.C. FLOOR SLAB & BEAM TO ENGR'S DETAIL

DOOR SCHEDULE

D1	900 X 2200	METAL FRAME PLYWOOD FLUSH DOOR TO MANUF'S DETAIL. (S/LEAFS)
D2	850 X 2200	METAL FLUSH DOOR TO MANUF'S DETAIL. (S/LEAFS)
D2A	1700 X 2200	METAL FLUSH DOOR TO MANUF'S DETAIL. (D/LEAFS)
D2B	1700 X 2200	METAL SLIDING DOOR TO MANUF'S DETAIL.
D3	850 X 2100	METAL FRAME PLYWOOD FLUSH DOOR TO MANUF'S DETAIL. (S/LEAFS)
D4	850 X 2200	ALUM FRAME GLASS DECORATIVE DOOR TO MANUF'S DETAIL. (S/LEAFS)
D5	850 X 2200	METAL FRAME DECORATIVE DOOR TO MANUF'S DETAIL. (S/LEAFS)
D6	850 X 2100	METAL FRAME PLYWOOD FLUSH DOOR TO MANUF'S DETAIL. (S/LEAFS)
D6	850 X 2100	METAL FRAME PLYWOOD FLUSH DOOR TO MANUF'S DETAIL. (S/LEAFS)
D7	1200 X 2200	ALUM FRAME GLASS FLUSH WITH 160MM FIXED TO MANUF'S DETAIL. (S/LEAFS)
D8	850 X 2200	METAL FRAME PLYWOOD FLUSH DOOR WITH VIEW PANEL TO MANUF'S DETAIL. (S/LEAFS)
D9	1550 X 2200	ALUM FRAME GLASS DOOR TO MANUF'S DETAIL. (D/LEAFS)
D10	1600 X 1600	METAL FLUSH DOOR TO MANUF'S DETAIL. (D/LEAFS)
D11	1200 X 2100	METAL FRAME DECORATIVE DOOR TO MANUF'S DETAIL. (S/LEAFS)
D12	1200 X 2200	METAL FRAME DECORATIVE DOOR TO MANUF'S DETAIL. (S/LEAFS)
D12	700 X 2100	METAL FRAME DECORATIVE DOOR TO MANUF'S DETAIL. (S/LEAFS)
D12A	700 X 2100	METAL FRAME PLYWOOD FLUSH DOOR TO MANUF'S DETAIL. (S/LEAFS)
D12B	700 X 2100	METAL FRAME PLYWOOD FLUSH DOOR TO MANUF'S DETAIL. (S/LEAFS)
D13	900 X 2100	ALUM FRAME GLASS DOOR TO MANUF'S DETAIL. (S/LEAFS)
D14	1280 X 2100	METAL FLUSH DOOR TO MANUF'S DETAIL. (D/LEAFS)
D15	850 X 2700	METAL FLUSH DOOR TO MANUF'S DETAIL. (S/LEAFS)
D16	1600 X 2200	ALUM FRAME GLASS DOOR TO MANUF'S DETAIL. (S/LEAFS)
D17	1500 X 2100	METAL FRAME PLYWOOD FLUSH WITH 600MM FIXED DOOR TO MANUF'S DETAIL. (S/LEAFS)
D18	1200 X 2100	METAL FLUSH DOOR TO MANUF'S DETAIL. (D/LEAFS)
D19	2100 X 2200	METAL SLIDING DOOR TO MANUF'S DETAIL.
D20	850 X 2100	METAL FRAME PLYWOOD FLUSH DOOR TO MANUF'S DETAIL. (S/LEAFS)
D21	800 X 1200	METAL FLUSH DOOR TO MANUF'S DETAIL. (S/LEAFS)
D22	850 X 2200	METAL FRAME PLYWOOD FLUSH DOOR TO MANUF'S DETAIL. (S/LEAFS)
D23	1100 X 2100	ALUM FRAME GLASS DOOR TO MANUF'S DETAIL. (S/LEAFS)
D24	1200 X 2200	METAL FRAME PLYWOOD FLUSH DOOR TO MANUF'S DETAIL. (D/LEAFS)
D25	1600 X 2100	METAL FLUSH WITH 600MM FIX DOOR TO MANUF'S DETAIL. (S/LEAFS)
D26	1480 X 2500	METAL GRIL FLUSH DOOR TO MANUF'S DETAIL. (S/LEAFS)
D27	1480 X 2200	ALUM FRAME GLASS WITH 600MM FIXED DOOR TO MANUF'S DETAIL. (S/LEAFS)
D28	650 X 600	METAL GRIL FLUSH DOOR TO MANUF'S DETAIL. (S/LEAFS)
FD	1000 X 2200	1 HOURS FIRE RATED DOOR LEAF WITH METAL DOOR JAMB TO MANUF'S DETAIL.

WINDOW SCHEDULE

W1	1200 X 1200	NATURAL ANODISE ALUMIN FRAME SLIDING WINDOW TO MANUF'S DETAIL
W2	1160 X 1160	NATURAL ANODISE ALUMIN FRAME HUNG WINDOW WITH FIXED GLASS PANEL TO MANUF'S DETAIL
W3	1200 X 1200	NATURAL ANODISE ALUMIN FRAME WITH GLASS LOUVRES TO MANUF'S DETAIL
W4	900 X 1200	NATURAL ANODISE ALUMIN FRAME WITH GLASS LOUVRES TO MANUF'S DETAIL
W5	600 X 600	NATURAL ANODISE ALUMIN FRAME WITH GLASS LOUVRES TO MANUF'S DETAIL
W5B	1800 X 600	NATURAL ANODISE ALUMIN FRAME WITH GLASS LOUVRES TO MANUF'S DETAIL
W5C	3000 X 600	NATURAL ANODISE ALUMIN FRAME WITH GLASS LOUVRES TO MANUF'S DETAIL
W5D	1200 X 600	NATURAL ANODISE ALUMIN FRAME WITH GLASS LOUVRES TO MANUF'S DETAIL
W6	600 X 600	NATURAL ANODISE ALUMIN FRAME FIXED GLASS PANEL TO MANUF'S DETAIL
W7	1600 X 2000	ALUM FRAME CASEMENT FIXED WINDOW TO MANUF'S DETAIL
W8	2400 X 1800	NATURAL ANODISE ALUMIN FRAME GLASS LOUVRES WITH FIXED GLASS ABOVE TO MANUF'S DETAIL
W8B	3000 X 1800	NATURAL ANODISE ALUMIN FRAME GLASS LOUVRES WITH FIXED GLASS ABOVE TO MANUF'S DETAIL
W9	400 X 400	NATURAL ANODISE ALUMIN FRAME GLASS LOUVRES TO MANUF'S DETAIL
W10	1200 X 1450	NATURAL ANODISE ALUMIN FRAME GLASS LOUVRES TO MANUF'S DETAIL
W11	1800 X 1200	NATURAL ANODISE ALUMIN FRAME SLIDING WINDOW WITH GLASS LOUVERS TO MANUF'S DETAIL
G1	1180 X 1180mm	ALUMINIUM FRAME FIXED GLASS WITH 900mm HIGH TO MANUF'S DETAIL.
G2	1250 X 1250mm	ALUMINIUM FRAME FIXED GLASS WITH 900mm HIGH TO MANUF'S DETAIL.
RS		ROLLERSHUTER TO MANUF'S DETAIL

FLOOR FINISHES

F1	300 X 300 mm HOMOGENEOUS TILES
F1A	200 X 200 mm HOMOGENEOUS TILES
F2	100 THK. CONCRETE FLOOR WITH 100 THK HARDCORE
F3	300 X 300 mm CERAMIC TILES
F4	PREMIX DRIVEWAY
F5	150 THK CONCRETE PAVEMENT WITH B.R.C 8 ON EXISTING CONCRETE TO ENG'S DETAIL

WALL FINISHES

W1	100MM THK. BRICKWALL WITH 19MM THK. PLASTER / PAINT FINISHES ON BOTHSIDES
W2	GYPSUM BOARD WITH 40KG/m3 INSULATION DRY WALL AND PAINTED WITH INTERNAL QUALITY EMULSION PAINT
W3	110 MM THK. BRICKWALL WITH 20MM THK. CEMT. PLASTER ON EXTERNALY AND WALL TILES UP TO CEILING LEVEL
W4	230MM THK. CLAY BRICKWALL WITH 19MM THK. PLASTER/ PAINT ON BOTHSIDES TO BUILD–UP 230MM HIGH ABOVE ROOF LEVEL FOR PARTYWALL

CEILING FINISHES

C1	ASBESTOS–FREE CEILING TO DETAIL

CATATAN

BIL	TARIKH	PINDAAN	DILUKIS

TAJUK CADANGAN :

CADANGAN MEMBINA DUA(2) BUAH HANGAR BESERTA PEJABAT DUA(2) TINGKAT, SATU(1) UNIT BANGUNAN TERDIRI : RUANG TEMPAT LETAK KERETA DI BAHAGIAN BESMENT, RUANG HANGAR DI TINGKAT BAWAH, PEJABAT EMPAT(4) TINGKAT, SATU(1) UNIT TEMPAT LETAK MOTOSIKAL BERBUMBUNG BESERTA STOR DAN SATU(1) UNIT PONDOK PENGAWAL DIATAS LOT 1210, JALAN PUNGOK, SEKSYEN U3, 40150 SHAH ALAM, SELANGOR DARUL EHSAN.
UNTUK TETUAN
DNEST AVIATION SERVICES SDN.BHD

TANDATANGAN PEMILIK TANAH

MALAYSIA AIRPORTS HOLDINGS BERHAD
Malaysia Airports Corporate Office, Pentadbiran Kompleks KLIA, 64000, Kuala Lumpur International Airport, Sepang Selangor Darul Ehsan, Malaysia

TANDATANGAN PEMILIK BANGUNAN

DNEST AVIATION SERVICES SDN.BHD
(ID Syarikat: 0186-V)
OLD CARGO COMPLEX,
SAAD INTERNATIONAL AIRPORT,
47200 SUBANG,
SELANGOR DARUL EHSAN,
MALAYSIA.

CAPT. ERNEST KUNASINGH KOILPILLAI
IC No: 530214–10–6029
KETUA PENGARAH EKSEKUTIF
DNEST AVIATION SERVICES SDN.BHD

PERUNDING ARKITEK

"Saya memperakui bahawa butir-butir dalam pelan-pelan ini adalah menurut kehendak-kehendak Undang-undang Kecil Bangunan Seragam 1984 dan saya setuju terima tanggungjawab penuh dengan sewajarnya."

ARKITEKZAMRYZ
76–3 JALAN 13/46A
SENTUL BATU SEKEZAMBU
OFF JALAN SENTUL
51000 KUALA LUMPUR
TEL : 03 4044 2008
FAX : 03 4044 2008

BANGUNAN / UNIT :

HANGAR 2

TAJUK LUKISAN :

GROUND FLOOR PLAN

DIREKABENTUK OLEH	
DILUKIS OLEH	DAMHARLM/NZ
DISEMAK OLEH	ZAMRY
SKALA	1 : 100
SAIZ KERTAS	A0
TARIKH	FEB. 2018
PINDAAN NO	NO. KEPINGAN

BOMBA SUBMISSION

No. Pelan Lulus :

AZ/ 2011-TMH/ SUB/ BP/ P-4