

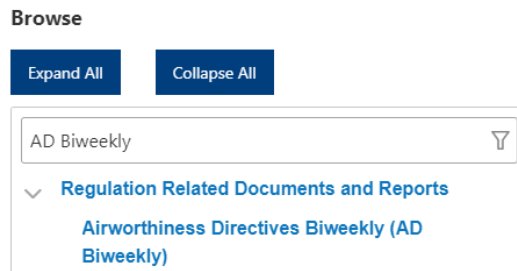
## AD Biweekly Search Guide for DRS

Updated 7/18/2022

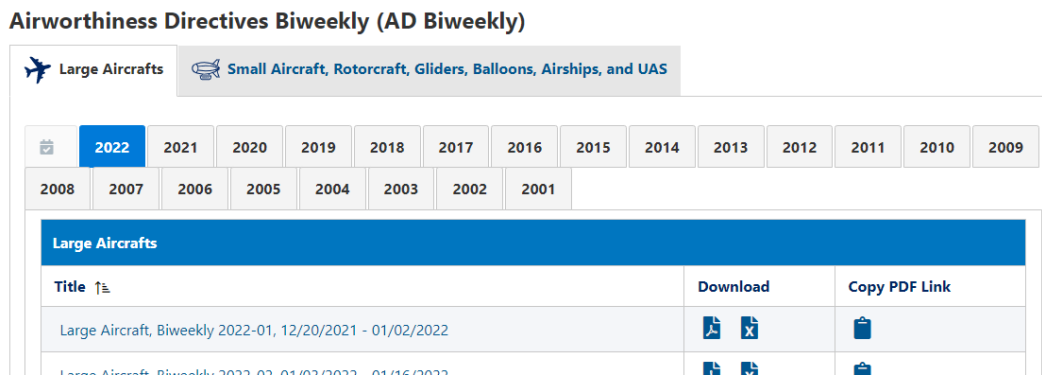
<https://drs.faa.gov/browse>

1. On the left Browse menu, click "Regulation Related Documents and Reports > Airworthiness Directives Biweekly (AD Biweekly) "

- OR search "AD Biweekly" in the search box under "Browse"



2. Click on the "AD Biweekly" title in the Browse menu (shown above) to reveal the AD Biweekly menu



- Click the two tabs at the top to switch between the "Large Aircraft" and "Small Aircraft" reports (shown above)
- Click each year box to show all Biweekly reports produced in that year (shown above)
- Click the Sort icon by the "Title" to organize the reports (shown above)

3. Click on the title of a Biweekly report to view the document

4. We provide a downloadable PDF of the Biweekly report, an Excel file with the metadata for the report, and a link to the PDF document (shown below)

Download	Copy PDF Link

5. For further help, please visit the Help & Training section of DRS here: <https://drs.faa.gov/help>

## AD Final Rule Search Guide for DRS

Updated 7/22/2022

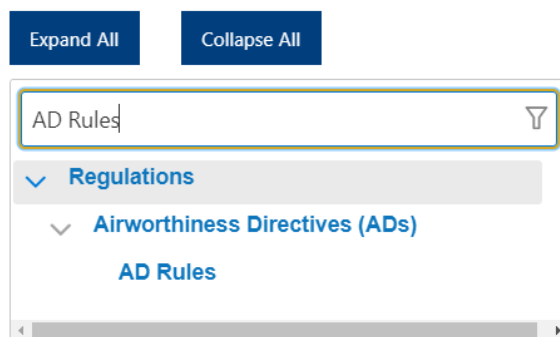
Users may subscribe to receive notifications about published AD Rules by navigating to <https://service.govdelivery.com/accounts/USFAARGL/subscriber/new> and selecting any applicable categories. If you are already subscribed, no action is needed. The DRS transition will not alter these notifications.

<https://drs.faa.gov/browse>

### 1. On the left Browse menu, click "Regulations > Airworthiness Directives (ADs) > AD Rules"

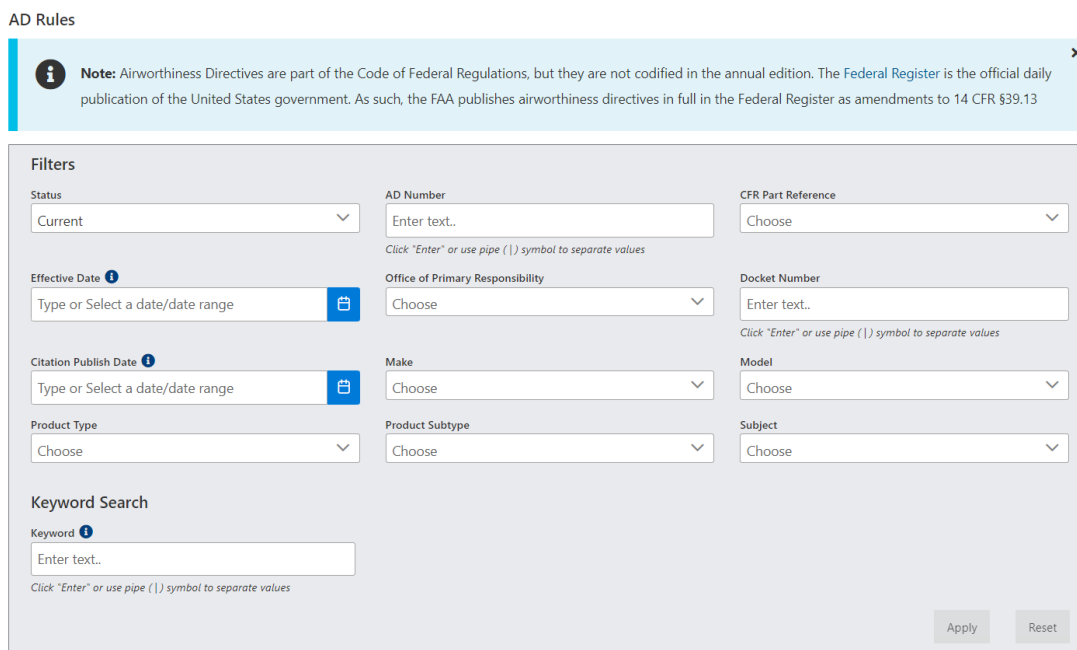
- OR search "AD Rules" in the search box under "Browse"

#### Browse



The screenshot shows a 'Browse' menu with two buttons: 'Expand All' and 'Collapse All'. Below the buttons is a search box containing the text 'AD Rules'. A dropdown menu is open, showing a hierarchy: 'Regulations' (expanded), 'Airworthiness Directives (ADs)' (expanded), and 'AD Rules' (selected).

### 2. Click on the "AD Rules" title (shown above) to reveal the AD Rules Filter screen




The screenshot shows the 'AD Rules' filter screen. At the top, there is a note: "Note: Airworthiness Directives are part of the Code of Federal Regulations, but they are not codified in the annual edition. The Federal Register is the official daily publication of the United States government. As such, the FAA publishes airworthiness directives in full in the Federal Register as amendments to 14 CFR §39.13". Below the note is a 'Filters' section with the following fields:

- Status: Current (dropdown)
- AD Number: Enter text.. (text input)
- CFR Part Reference: Choose (dropdown)
- Effective Date: Type or Select a date/date range (text input with calendar icon)
- Office of Primary Responsibility: Choose (dropdown)
- Docket Number: Enter text.. (text input)
- Citation Publish Date: Type or Select a date/date range (text input with calendar icon)
- Make: Choose (dropdown)
- Model: Choose (dropdown)
- Product Type: Choose (dropdown)
- Product Subtype: Choose (dropdown)
- Subject: Choose (dropdown)

Below the filters is a 'Keyword Search' section with a 'Keyword' text input field. At the bottom right, there are 'Apply' and 'Reset' buttons.

- You can sort the list by publish date by clicking the "Sort By" drop down below the Filter section and selecting "Citation Publish Date" (shown below)

Sort By  

 Indicates current


Showing 1 - 25 of 16228 results

### 3. To find all AD Rules applicable to a specific model:



When searching for all ADs applicable to a specific aircraft/engine/propeller, it is recommended to search using **ONLY** the Model field. Over time, models can be transferred to different Type Certificate Holders (manufacturers). Adding a manufacturer name to the Make field could limit the returned list of ADs.

- Click the "Model" drop down, use search field to type in the applicable model, and check the box or boxes (e.g. 737-700 Series)
- Click "Apply"

#### AD Rules

 **Note:** Airworthiness Directives are part of the Code of Federal Regulations, but they are not codified in the annual edition. The *Federal Register* is the official daily publication of the United States government. As such, the FAA publishes airworthiness directives in full in the *Federal Register* as amendments to 14 CFR §39.13

#### Filters

<p><b>Status</b></p> <input type="text" value="Current"/>	<p><b>AD Number</b></p> <input type="text" value="Enter text.."/> <p><small>Click "Enter" or use pipe ( ) symbol to separate values</small></p>	<p><b>CFR Part Reference</b></p> <input type="text" value="Choose"/>
<p><b>Effective Date</b> ⓘ</p> <input type="text" value="Type or Select a date/date range"/> 	<p><b>Office of Primary Responsibility</b></p> <input type="text" value="Choose"/>	<p><b>Docket Number</b></p> <input type="text" value="Enter text.."/> <p><small>Click "Enter" or use pipe ( ) symbol to separate values</small></p>
<p><b>Citation Publish Date</b> ⓘ</p> <input type="text" value="Type or Select a date/date range"/> 	<p><b>Make</b></p> <input type="text" value="Choose"/>	<p><b>Model</b></p> <input type="text" value="737-700 Series"/> <div style="border: 1px solid #ccc; padding: 5px; margin-top: 5px;"> <input type="text" value="737-700"/> <div style="border: 1px solid #ccc; padding: 2px;"> <input checked="" type="checkbox"/> 737-700 Series  <input type="checkbox"/> 737-700C Series         </div> </div>
<p><b>Product Type</b></p> <input type="text" value="Choose"/>	<p><b>Product Subtype</b></p> <input type="text" value="Choose"/>	

**Keyword Search**

Keyword ⓘ

Click "Enter" or use pipe (|) symbol to separate values

- You can search Historical ADs by selecting the "Status" drop down and checking the box for "Historical"
- You can sort the list by clicking the "Sort By" drop down list and selecting "AD Number", "Effective Date", or by "Citation Publish Date"
- You can download the data from the list as an Excel file by clicking "Save Results List"

### 4. Click on an individual AD Number to view the AD document and details

5. For further help, please visit the Help & Training section of DRS here: <https://drs.faa.gov/help>



## Emergency AD (EAD) Search Guide for DRS

Updated 7/18/2022

Users may subscribe to receive notifications about published EADs by navigating to <https://service.govdelivery.com/accounts/USFAARGL/subscriber/new> and selecting any applicable categories. If you are already subscribed, no action is needed. The DRS transition will not alter these notifications.

Other notifications and distributions of Emergency ADs will also remain unaffected.

<https://drs.faa.gov/browse>

### 1. On the left Browse menu, click "Regulations > Airworthiness Directives (ADs) > Emergency ADs (EAD)"

- OR search "EAD" in the search box under "Browse"

**Browse**

Expand All Collapse All

EAD

- Regulations
  - Airworthiness Directives (ADs)
    - Emergency ADs (EAD)

### 2. Click on the "Emergency ADs" title (shown above) to reveal the Emergency ADs Filter screen

Emergency ADs

**Note:** Airworthiness Directives are part of the Code of Federal Regulations, but they are not codified in the annual edition. The Federal Register is the official daily publication of the United States government. As such, the FAA publishes airworthiness directives in full in the Federal Register as amendments to 14 CFR §39.13

**Filters**

Status Current	AD Number Choose	CFR Part Reference Choose
Document Issue Date Type or Select a date/date range	Office of Primary Responsibility Choose	Docket Number Choose
Make Choose	Model Choose	Product Type Choose
Product Subtype Choose		

**Keyword Search**

Keyword  
Enter text..

Click "Enter" or use pipe (|) symbol to separate values

Apply Reset

- You can sort the list by clicking the "Sort By" drop down below the Filter section and selecting "Document Issue Date" (shown below)



Sort By Document Issue Date



Save Results List

Save Selected Results List

Indicates current

**3. To find all EADs applicable to a specific model:**

When searching for all EADs applicable to a specific aircraft/engine/propeller, it is recommended to search using **ONLY** the Model field. Over time, models can be transferred to different Type Certificate Holders (manufacturers). Adding a manufacturer name to the Make field could limit the returned list of EADs.

- Click the "Model" drop down, use search field to type in the applicable model, and check the corresponding box or boxes (e.g. 737-200 Series)
- Click "Apply"

**Filters**

<p>Status Current</p> <p>Document Issue Date Type or Select a date/date range</p> <p>Make Choose</p> <p>Product Subtype Choose</p> <p>Keyword Search Keyword Enter text..</p> <p><small>Click "Enter" or use pipe ( ) symbol to separate values</small></p>	<p>AD Number Choose</p> <p>Office of Primary Responsibility Choose</p> <p>Model 737-200 Series, 737-200C Series</p> <div style="border: 1px solid #ccc; padding: 5px;"> <p>737</p> <p><input type="checkbox"/> 737-8</p> <p><input type="checkbox"/> 737-9</p> <p><input type="checkbox"/> 737-100 Series</p> <p><input checked="" type="checkbox"/> 737-200 Series</p> <p><input checked="" type="checkbox"/> 737-200C Series</p> <p><input type="checkbox"/> 737-300 Series</p> <p><input type="checkbox"/> 737-400 Series</p> </div>	<p>CFR Part Reference Choose</p> <p>Docket Number Choose</p> <p>Product Type Choose</p>
---	---	---

- You can sort the list by clicking the "Sort By" drop down below the Filter section and selecting "AD Number" or "Document Issue Date"
- You can download the data from the list as an Excel file by clicking "Save Results List" (next to the "Sort By" filter)

**4. Click on an individual EAD Number to view the EAD document and details**

**5. For further help, please visit the Help & Training section of DRS here: <https://drs.faa.gov/help>**