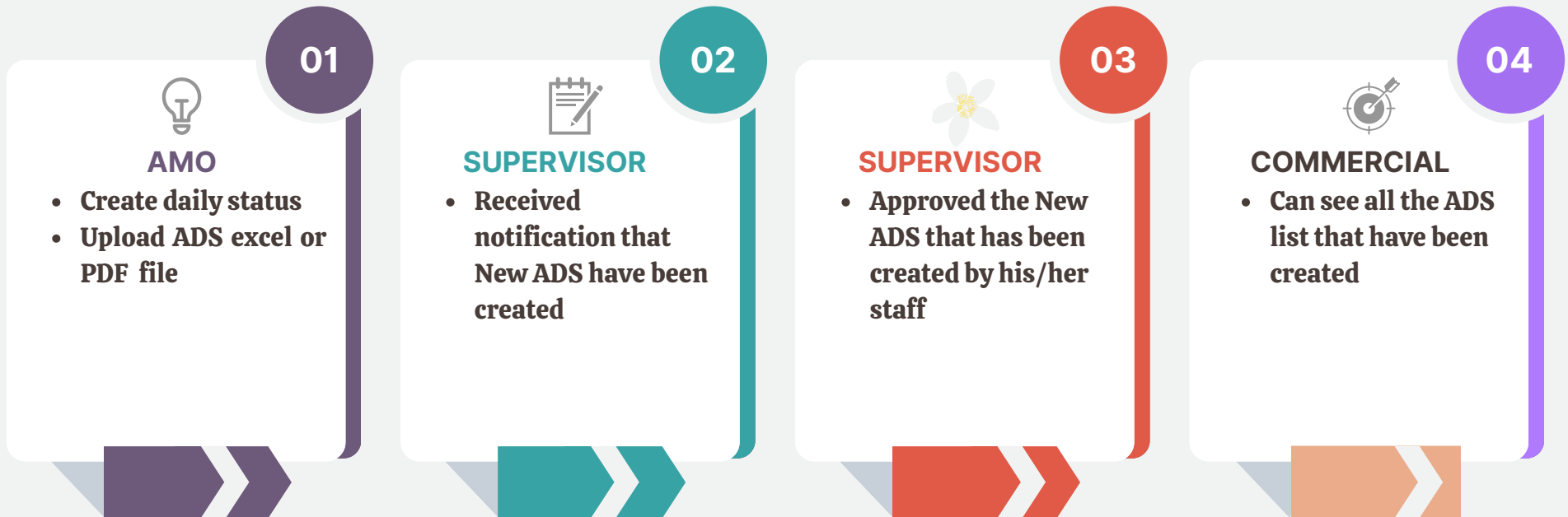
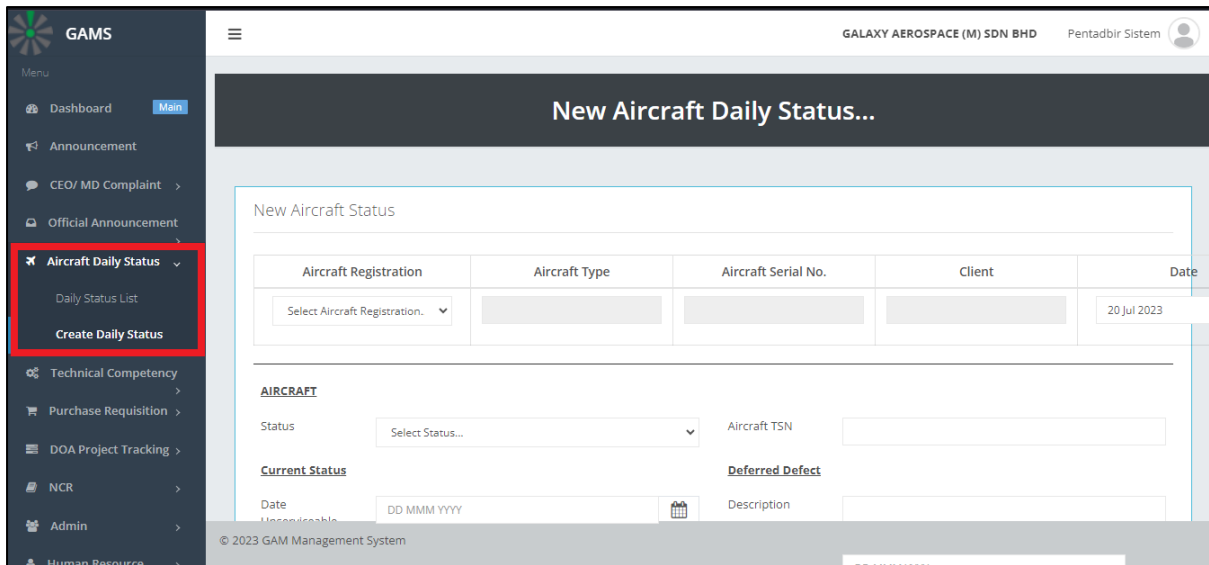


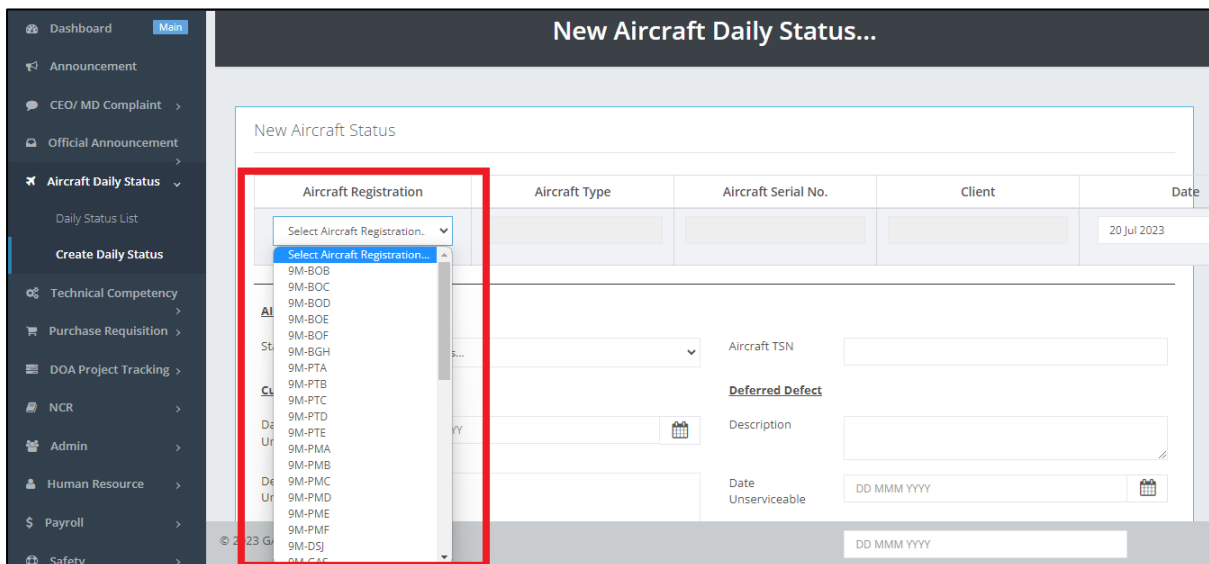
ADS MODULE



Appendix



1. Login into GAMS and go to the Aircraft Daily Status Menu -> Create Daily Status.



2. Select the Aircraft registration number and fill in all the details required.



3. Or can just upload ADS file in excel of PDF form and click the "Save" button.

Section B : Supervisor/ Manager Approval

Name : Mohamad Fadhli Borhannudin

Designation : Information Technology

Status : **Approved by Supervisor**

Date : 6 Jul 2023

Remarks :

Supporting Documents

[Update](#)

4. Supervisors check all the data and approved the new aircraft daily status.

AIRCRAFT DAILY STATUS LIST

Start Date: 1 Jul 2023 | End Date: 31 Jul 2023

Aircraft Registration: All Aircraft Registration | Client: All Client

[Filter](#) [Print Report](#)

No.	ADS No.	Aircraft Registration	Aircraft Type	Aircraft Serial No.	Client	Current Status	Status
1	GAM/IT/ADS/2023-002	9M-BOB	A109E	11212	FIRE AND RESCUE DEPARTMENT MALAYSIA	Full Mission Capable (FMC)	Approved by Supervisor
2	GAM/IT/ADS/2023-003	9M-BOC	AW139	31289	FIRE AND RESCUE DEPARTMENT	Full Mission Capable (FMC)	Pending

5. AMO, PPC and Commercial staff can review all the ADS have been created in the menu Aircraft Daily Status -> Daily Status List.